

BID TABULATION - TOW BEHIND ANGLE ROAD SWEEPER

BID TABULATION IFB - TOW BEHIND ROAD SWEEPER BID OPENING DATE 11-10-15	CMW EQUIPMENT	JOHN FABICK TRACTOR CO.	TERRAQUIP CONSTRUCTION	ROLAND MACHINERY COMPANY	WOODY'S MUNICIPAL
	8668 OLIVE BLVD. ST. LOUIS MO 63132	ONE FABICK DR FENTON MO 63026	600 GOFF MOUNTAIN RD. CHARLESTON WEST VA 25313	4670 CROSSROADS INDUSTRIAL DR BRIDGETON MO 63044	3979 BLACKBURN RD EDWARDSVILLE IL 62025
PROPOSED MAKE:	NO BID	SWEEPSTER	TERRAQUIP CONSTRUCTION PRODUCTS	SWEEPSTER	SWEEPSTER
PROPOSED MODEL:		8 FT. TBH SERIES	COMMANDER	TBTH8	8 FT H
DELIVERY COST:		\$0.00	\$494.00	\$0.00	\$0.00
UNIT COST:		\$11,080.00	\$22,297.00	\$14,332.00	\$25,345.00
TOTAL COST:		\$11,080.00	\$22,791.00	\$14,332.00	\$25,345.00
REQUIRED DOCUMENTS					
NOTARIZED WORK AFFIDAVIT COMPLETED	NO BID	Y	Y	Y	Y
E-VERIFICATION DOCUMENTATION (Y/N):		Y	N	Y	Y
COPY OF INSURANCE PROVIDED		Y	Y	Y	Y
TAX RECEIPTS OR NOTARIZED LETTER STATING NO REAL OR PERSONAL PROPERTY OWNED IN JEFFERSON COUNTY		Y	Y	Y	Y
COOPERATIVE BID FORM (Y/N)		Y	Y	Y	Y
COOPERATIVE CONTACT INFO:		Y	Y	Y	Y
COMPANY INFORMATION AND SIGNATURE		N	N	Y	Y
BID DEPOSIT REQUIRED	N/A	N/A	N/A	N/A	N/A
COMMENTS:	SEE ATTACHED	QUOTE VALID FOR 30 DAYS SEE ATTACHED	SEE ATTACHED	SEE ATTACHED	SEE ATTACHED



JEFFERSON COUNTY
DEPARTMENT OF ADMINISTRATIVE SERVICES
729 MAPLE ST / PO BOX 100
HILLSBORO MO 63050
WWW.JEFFCOMO.ORG

Invitation for Bid: **TOW BEHIND ANGLE ROAD SWEEPER** Date Issued: **10-9-15**

BIDS SHALL BE ACCEPTED UNTIL: TUESDAY, NOVEMBER 10, 2015, AT 2:00 P.M. LOCAL TIME.

Specification

Contact:

DAVID MIKUSCH

Department of Fleet Services

636-797-6017

dmikusch@jeffcomo.org

UNABLE TO BID

Contract

Contact:

VICKIE PRATT

Department of Administrative Services

636-797-5380

SAMPLE ENVELOPE

VENDOR NAME

VENDOR ADDRESS

CONTACT NUMBER

DEPARTMENT OF THE COUNTY CLERK

JEFFERSON COUNTY MISSOURI

729 MAPLE ST / PO BOX 100

HILLSBORO MO 63050-0100

SEALED BID: *(BID NAME)*

**Mail (3) Three
Complete Copies
With Vendor And
Bid Information As
Shown In Sample:**

Contract Term:

UPON APPROVAL OF THE
COUNTY COUNCIL AND
COUNTY EXECUTIVE

Vendor

Information:

The undersigned certifies that he/she has the authority to bind this company in an agreement/contract to supply the commodity or service in accordance with all terms, conditions, and pricing specified. This Bid, if accepted, will constitute an Agreement and Contract with Jefferson County, Missouri, upon approval of the County Council and County Executive. Prices are firm during this agreement term, unless agreed upon in writing by the County. The County has the option to renew this agreement at the same terms and conditions as the original agreement for one additional one-year term with the written consent of the successful Bidder. Price increases for renewals are not authorized unless approved in writing by the County.

CMW Equipment

Doug Cornett

Company Name

Authorized Agent (Print)

8668 Olive Blvd.

Address

Signature

St. Louis, MO 63132

Sales Coordinator

City/State/Zip Code

Title

314-993-1336

10/15/15

Telephone #

Date

Tax ID #

info@cmw-equip.com

314-993-1467

E-mail

Fax #

SPECIFICATIONS

The Jefferson County Highway Department wishes to purchase one 8 foot **tow behind angle sweeper** to be hydraulically driven by the tow vehicle. Unit must be delivered to Hillsboro, MO.

Unit should be equipped with the following:

Dual hydraulic brush motors

8 foot brush

Multiple brush configurations

Quick change core

32 inch brush diameter

LED Lights

7 pin trailer connector

Pintle hitch

180 degree hood

Yellow in color

CMW EQUIPMENT IS UNABLE TO BID

Proposed Make: _____

Proposed Model: _____

Delivery cost: _____

Unit Cost: _____


Comments:

Model HTB Tow Behind Hydraulically Driven Sweeper

Model HTB York Sweeper is designed to be towed behind a truck or tractor, and is good for use on large areas such as roadways, and parking lots. The model HTB can be used for clean-up and snow removal, and pavement contractors will use the HTB before sealing and repairing.

[Click Here To Expand This To A Full Page Version](#)

[To See Other Products - Click Here To Go To Our Index](#)




- Features Model HTB Sweeper


[Click Here For Video Of All Models Of Power Sweepers In Operation \(DSL internet connections\)](#)

[Click Here For Video Of All Models Of Power Sweepers In Operation \(Dial-Up internet connections\)](#)


- Hydraulic Drive (Standard): Model HTB is equipped with a gerotor type hydraulic motor for smooth, reliable performance, York provides hydraulic hoses to the end of the pole
- Angling: The model HTB is equipped with a manual angle adjustment which allows a maximum angle of 30 degrees left or right
- Raise: Raise and lower functions are controlled by a lever and an adjustable spring chain float system
- Tilt (Standard): Tilt is controlled by a ratchet handle
- These functions can be converted to hydraulic operation using the mounting points provided and standard off-the shelf cylinders
- The angle cylinder would be 2" x 16" and would be attached to the mounting points on the frame and the broom section
- The raise/lower function can be hydraulically controlled in two different manners, you may either use a 2" x 12" cylinder to replace the lift lever and rod, or replace both links that attach to the broom swivel with 2" x 8" cylinders. In the first case the tilt function is then converted by replacing one of the same links with a 2" x 8" cylinder
- Storage Stands (Standard): To protect the broom during maintenance and storage, the HTB has been equipped with a single point raise/lower stand on each side of the unit
- Model HTB Optional Attachments: A model HT 10 ft. rake section may be alternated with the broom attachment for greater versatility; along with the rake section you may also choose to add a 2 ft. extension wing, or a 10 ft. sawtooth grader blade.



Hydraulic Drive (Standard)



Storage Stands (Standard)



Broom can be alternated with 10' rake section. (Optional)

• Specifications Model HTB York Broom

- Frame: Made of structural steel, electrically welded, hitch type - pintle hitch
- Broom: 8 ft. wide by 24 inches in diameter, number of brush sections - 50
- Polypropylene convoluted wafers are standard, crimped wire or a 50/50 combination can be supplied at no additional cost
- Broom Positions: Two each to the right or left to a maximum of 30 degrees
- Drive: Gerotor type hydraulic motor, brush action can be reversed by switching hydraulic hoses
- Hydraulic Requirements: 12-25 gpm, 1800-2250 psi, 180 degrees maximum allowable oil temperature (oil cooler may be required)
- Weight: 1220 lbs.
- Options: A 10 ft. rake section which may be alternated with the broom for greater versatility; a 2 ft. extension wing for the rake for greater reach; a 10 ft. sawtoothed grader blade which may be added along with the rake section.

- **Model 009208:** Model 9208 York Broom, model HTB heavy duty tow-type broom, manual lift, angle and tilt, wt. 1220 lbs. - Price is \$13,020.00 delivered (price includes shipping to commercial or residential addresses with normal delivery access in the U.S. 48 states, locations in Alaska, Hawaii, and outside the U.S. require additional shipping cost), ships by truck



- Accessories
- **REPLACEMENT 8 FT. BRUSH SECTIONS FOR HTB SWEEPER**
 - **Model 09992280:** 8 ft. wide, 24 inch diameter all poly brush set with 50 convoluted poly brush sections - Price is \$1090.00 delivered (price includes shipping to commercial or residential addresses with normal delivery access in the U.S. 48 states, locations in Alaska, Hawaii, and outside the U.S. require additional shipping cost), ships by truck
 - **Model 09992380:** 8 ft. wide, 24 inch diameter all wire brush set with 50 convoluted wire brush sections - Price is \$1160.00 delivered (price includes shipping to commercial or residential addresses with normal delivery access in the U.S. 48 states, locations in Alaska, Hawaii, and outside the U.S. require additional shipping cost), ships by truck

- **Model 09992480:** 8 ft. wide, 24 inch diameter 1/2 poly, 1/2 wire brush set with 26 convoluted poly brush sections and 24 convoluted wire brush sections - **Price is \$1135.00 delivered (price includes shipping to commercial or residential addresses with normal delivery access in the U.S. 48 states, locations in Alaska, Hawaii, and outside the U.S. require additional shipping cost), ships by truck**
- **Model 009044:** 10 ft. wide rake section, fits in place of broom on HT frame - **Price is \$2369.00 delivered (price includes shipping to commercial or residential addresses with normal delivery access in the U.S. 48 states, locations in Alaska, Hawaii, and outside the U.S. require additional shipping cost), ships by truck**
- **Model 000380:** 10 ft. saw tooth grader blade, an accessory for rake section option above - **Price is \$1105.00 delivered (price includes shipping to commercial or residential addresses with normal delivery access in the U.S. 48 states, locations in Alaska, Hawaii, and outside the U.S. require additional shipping cost), ships by truck**
- **Model 000922:** 2 ft. rake extension, an accessory for rake section option above - **Price is \$675.00 delivered (price includes shipping to commercial or residential addresses with normal delivery access in the U.S. 48 states, locations in Alaska, Hawaii, and outside the U.S. require additional shipping cost), ships by truck**
- **Optional Deflectors For 8 ft. Brooms**
- **Part 000918:** Rubber broom deflector 8 ft. wide - **Price is \$360.00 delivered (price includes shipping to commercial or residential addresses with normal delivery access in the U.S. 48 states, locations in Alaska, Hawaii, and outside the U.S. require additional shipping cost), ships by truck**
- **Top Metal Deflectors**
- **Part 000928:** Top metal deflector 8 ft. wide - **Price is \$163.00 plus \$145.00 shipping (no shipping on this item if ordered with the sweeper however), ships by truck**
- **Sprinkler Systems - To Fit Model HTB**
- **Model 000930:** Tank, 25 gallon - **Price is \$395.00 delivered (price includes shipping to commercial or residential addresses with normal delivery access in the U.S. 48 states, locations in Alaska, Hawaii, and outside the U.S. require additional shipping cost), ships by UPS**

- **Model 000938:** 8 ft. spray system, kit includes pump, hose, nozzles, and mounting hardware (does not include tank, order tank separately above), wt. 26 lbs. - **Price is \$659.00 delivered (price includes shipping to commercial or residential addresses with normal delivery access in the U.S. 48 states, locations in Alaska, Hawaii, and outside the U.S. require additional shipping cost), ships by UPS**
- **Hydraulic Systems**
- **Model 000970:** Independent hydraulic system for use on units with inadequate hydraulics. Unit is driven by the 540 rpm pto, unit Includes: tank, pump, filter and 3 pt. hitch frame, customer must supply hoses between the unit and the broom, wt. 175 lbs. - **Price is \$2795.00 delivered (price includes shipping to commercial or residential addresses with normal delivery access in the U.S. 48 states, locations in Alaska, Hawaii, and outside the U.S. require additional shipping cost), ships by UPS**

Click Here For Available Cash Discounts

We make every effort to keep prices current and correct as shown on our product pages. Prices do change frequently however; we will notify you of any changes when we receive your order so you can make any adjustments or changes to the order. We are not responsible for information or pricing on copies of our web pages on the search engines that are out of date. If you navigated to this page by clicking a link in the search engine listings, then click on the reload button on your browser to make sure you are viewing a current version of this page from our website. You can also go to www.wikco.com and link to this page from our index.

Click Here To Expand This To A Full Page Version

**Wikco.Com is a national equipment dealer selling directly to the end user
To Order: Click On The Order Form Button Below For Ordering And Payment
Information,
And Information On Any Cash Discounts That May Be Available
Please Order In Writing Only Using Our Order Form.**

ORDER FORM

HOME

If Our Index Doesnot Appear On The Left Side Of This Page
Then Click On The Home Button Above To See The Many Other Products We Sell

**For Sales or Technical Questions, Parts Information, Or To Check On An Order
Please E-Mail us at: sales@wikco.com**

If you have additional questions,

Or Fax us at 520-316-0446

Copyright © Wikco.Com Inc., 1997-2015 All Rights Reserved, A U.S. Corporation

<http://www.wikco.com/yorkhtb.html>

10/15/2015



JEFFERSON COUNTY
DEPARTMENT OF ADMINISTRATIVE SERVICES
729 MAPLE ST / PO BOX 100
HILLSBORO MO 63050
WWW.JEFFCOMO.ORG

Invitation for Bid: **TOW BEHIND ANGLE ROAD SWEEPER** Date Issued: **10-9-15**

BIDS SHALL BE ACCEPTED UNTIL: TUESDAY, **NOVEMBER 10, 2015**, AT 2:00 P.M. LOCAL TIME.

Specification

Contact:

DAVID MIKUSCH

Department of Fleet Services

636-797-6017

dmikusch@jeffcomo.org

Contract

Contact:

VICKIE PRATT

Department of Administrative Services

636-797-5380

**Mail (3) Three
Complete Copies
With Vendor And
Bid Information As
Shown In Sample:**

SAMPLE ENVELOPE

VENDOR NAME

VENDOR ADDRESS

CONTACT NUMBER

DEPARTMENT OF THE COUNTY CLERK

JEFFERSON COUNTY MISSOURI

729 MAPLE ST / PO BOX 100

HILLSBORO MO 63050-0100

SEALED BID: (BID NAME)

Contract Term:

**UPON APPROVAL OF THE
COUNTY COUNCIL AND
COUNTY EXECUTIVE**

**Vendor
Information:**

The undersigned certifies that he/she has the authority to bind this company in an agreement/contract to supply the commodity or service in accordance with all terms, conditions, and pricing specified. This Bid, if accepted, will constitute an Agreement and Contract with Jefferson County, Missouri, upon approval of the County Council and County Executive. Prices are firm during this agreement term, unless agreed upon in writing by the County. The County has the option to renew this agreement at the same terms and conditions as the original agreement for one additional one-year term with the written consent of the successful Bidder. Price increases for renewals are not authorized unless approved in writing by the County.

<u>John Fabick Tractor Co.</u>	<u>Nicholas K Wolk</u>
Company Name	Authorized Agent (Print)
<u>One Fabick Dr.</u>	<u>Nicholas K Wolk</u>
Address	Signature
<u>Fenton, MO 63026</u>	<u>Sales Rep</u>
City/State/Zip Code	Title
<u>(314) 220-7010</u>	<u>10/22/15</u>
Telephone #	Date
<u>nick.wolk@fabickcat.com</u>	<u>43-026-3380</u>
E-mail	Tax ID #
	<u>(636) 680-1550</u>
	Fax #

SPECIFICATIONS

The Jefferson County Highway Department wishes to purchase one 8 foot **tow behind angle sweeper** to be hydraulically driven by the tow vehicle. Unit must be delivered to Hillsboro, MO.

Unit should be equipped with the following:

Dual hydraulic brush motors

8 foot brush

Multiple brush configurations

Quick change core

32 inch brush diameter

LED Lights

7 pin trailer connector

Pintle hitch

180 degree hood

Yellow in color

Proposed Make: Sweepster

Proposed Model: 8FT TBH Series

Delivery cost: \$0.00

Unit Cost: \$11,080.00

Comments:

See quote inclosed



Quote 116392-01

October 22, 2015

JEFFERSON COUNTY HIGHWAY DEPARTMENT
ATTN FLEET DEPT
5275 HIGHWAY B
HILLSBORO
Missouri
63050-0100

Thank you for this opportunity to quote Caterpillar products for your business needs. We are pleased to quote the following for your purchase consideration.

One (1) New TOW BEHIND TH SERIES SWEEPER with all standard equipment in addition to the additional specifications listed below:

Thank you for your interest in Fabick CAT and Caterpillar products for your business needs. This quotation is valid for 30 days, after which time we reserve the right to re-quote. If there are any questions, please do not hesitate to contact me.

Sincerely,

Nick Wolk
Machine Sales Representative
Fabick CAT
nick.wolk@fabickcat.com
(314) 220-7010

MACHINE SPECIFICATIONS

Description	Reference No
8 FOOT TOW BEHIND TH SERIES SWEEPER	
8 FT TH SERIES BRUSH HEAD WITH A DUAL HYDRAULIC BRUSH HEAD MOTORS	

Description**Reference No**

TOW VEHICLE HYDRAULIC DRIVEN SWEEPER
POLY / WIRE MIXED BRUSHES
180 DEGREE HOOD
2 WHEEL CARRIAGE
HITCH ASSEMBLY WILL BE SWING OFFSET
HITCH COUPLER WILL BE A 3 IN PINTLE HOOK
CONTROLS WILL BE 3 X 4 HYDRAULIC ANGLE
HYDRAULIC LIFT, GRAVITY LOWER
LIGHT PACKAGE - STOP, TURN, TAIL AND LICENSE WILL BE LED LIGHTS
4 PRONG PLUG

SELL PRICE	\$11,080.00
------------	-------------

AFTER TAX BALANCE	\$11,080.00
-------------------	-------------

WARRANTY

Standard Warranty:

For new machines and work tools/attachments the warranty period is
12-months/unlimited hours, starting from date of delivery to the first user.

CSA:**F.O.B/TERMS :**

Fenton

Accepted by _____ on _____

Signature



JEFFERSON COUNTY
DEPARTMENT OF ADMINISTRATIVE SERVICES
729 MAPLE ST / PO BOX 100
HILLSBORO MO 63050
WWW.JEFFCOMO.ORG

Invitation for Bid: TOW BEHIND ANGLE ROAD SWEEPER Date Issued: 10-9-15

BIDS SHALL BE ACCEPTED UNTIL: TUESDAY, NOVEMBER 10, 2015, AT 2:00 P.M. LOCAL TIME.

**Specification
Contact:**

DAVID MIKUSCH
Department of Fleet Services
636-797-6017
dmikusch@jeffcomo.org

**Contract
Contact:**

VICKIE PRATT
Department of Administrative Services
636-797-5380

**Mail (3) Three
Complete Copies
With Vendor And
Bid Information As
Shown In Sample:**

SAMPLE ENVELOPE

VENDOR NAME
VENDOR ADDRESS
CONTACT NUMBER
DEPARTMENT OF THE COUNTY CLERK
JEFFERSON COUNTY MISSOURI
729 MAPLE ST / PO BOX 100
HILLSBORO MO 63050-0100
SEALED BID: (BID NAME)

**Contract Term:
UPON APPROVAL OF THE
COUNTY COUNCIL AND
COUNTY EXECUTIVE**

The undersigned certifies that he/she has the authority to bind this company in an agreement/contract to supply the commodity or service in accordance with all terms, conditions, and pricing specified. This Bid, if accepted, will constitute an Agreement and Contract with Jefferson County, Missouri, upon approval of the County Council and County Executive. Prices are firm during this agreement term, unless agreed upon in writing by the County. The County has the option to renew this agreement at the same terms and conditions as the original agreement for one additional one-year term with the written consent of the successful Bidder. Price increases for renewals are not authorized unless approved in writing by the County.

**Vendor
Information:**

Terramite Construction John Wells
Company Name Authorized Agent (Print)
600 Golf Mountain Rd. John Wells
Address Signature
Charleston West Va. 25313 Sales Mgr.
City/State/Zip Code Title
304-776-4231 11/5/2015 26-383682
Telephone # Date Tax ID #
jwells@Terramite.com 304-776-4845
Email Fax #

SPECIFICATIONS

The Jefferson County Highway Department wishes to purchase one 8 foot **tow behind angle sweeper** to be hydraulically driven by the tow vehicle. Unit must be delivered to Hillsboro, MO.

Unit should be equipped with the following:

Dual hydraulic brush motors ✓ yes
8 foot brush ✓ yes
Multiple brush configurations Poly/steel,
Quick change core yes
32 inch brush diameter yes
LED Lights yes.
7 pin trailer connector yes
Pintle hitch yes
180 degree hood yes
Yellow in color yes

Proposed Make: Terragrip Construction Products

Proposed Model: Commander.

Delivery cost: \$ 494.00

Unit Cost: \$22,297.00

Comments:



Compact Towable Street Sweeper

The Terramite Commander towable street sweeper is built to tackle the toughest sweeping jobs. It features a 24.8 HP Kubota diesel engine for years of dependable service. The broom is a center pivot pull style which improves brush wear and visibility. Standard features include a variable speed brush for debris control. With a 100 gallon water system there is less need for refill and more time left for sweeping.

If you want quality – You want Terramite.

Specification Highlights

- 24.8 HP Kubota Diesel Engine
- 6 or 8 Foot Broom Head
- True Floating Sweep
- Dual 50 Gallon Water Tanks
- Variable Broom Speed
- Front Debris Deflector

Key Benefits

- All Steel Construction
- Built to Last
- Low Maintenance Costs
- Made in America
- EPA Tier IV Compliant

Terramite
600 Goff Mountain Road
Cross Lanes, WV 25313 USA

(800) 428-3772
(304) 776-4231
(304) 776-4845 fax

www.terramite.com
sales@terramite.com

SPECIFICATIONS



STANDARD ENGINE:	24.8 hp Kubota D1105E Liquid Cooled Diesel	18.5 KW EPA Tier IV Compliant
FUEL CONSUMPTION/HOUR:	1.0 Gallon	
PAINT:	Blue (Standard)	Optional Colors Available
STEERING:	Hydraulic Power	
SEAT:	Cushioned Seat with 2" Retractable Seat Belt	
TOWING:	All Wheels on Ground. Towing Lights, Turn Signals and 4 Way Flat Electrical Plug	

DEMENSIONS AND CAPACITIES:

Length	146"	370.84 cm
Wheel Base	102"	259.08 cm
Max. Height	95"	241.30 cm
Max. Weight	3000 lbs.	1360.77 kg
Steering	45 Degrees Each Way	
Fuel Tank	8 Gallons	53 Liters
Hydraulic Tank	10.5 Gallons	39.74 Liters
Water Tanks (2)	50 Gallons Each Tank - 100 Gallons Total	378.54 Liters
Tires	14" Tubeless Radials, 4 Ply P205 75R14	

BROOM HEAD - 6 FOOT:

Overall Width	81" / 205.74 cm
Sweep Angle	40° Each Way
Inside Sweeping Radius	30" / 76.20 cm
Max. Sweeping Width	72" / 182.88 cm
Angle Operation	Double Acting Hydraulic Cylinder
Lift Operation	Double Acting Hydraulic Cylinder w/Float

BROOM HEAD - 8 FOOT

Overall Width	101" / 256.54 cm
Sweep Angle	40° Each Way
Inside Sweeping Radius	24" / 60.9 cm
Max. Sweeping Width	96" / 243.84 cm
Angle Operation	Double Acting Hydraulic Cylinder
Lift Operation	Double Acting Hydraulic Cylinder w/Float

AVAILABLE BRUSHES:

50% Polyethylene and 50% Steel (Standard)
 100% Polyethylene
 100% Steel
 Flat Brush for Astroturf

AVAILABLE OPTIONS:

Strobe Light
 Work Lights – Front and Rear
 Arm Rests

Specifications are subject to change without notice.



Reliable Construction Equipment—Since 1965

Terramite
 600 Goff Mountain Road
 Cross Lanes, WV 25313 USA

(800) 428-3772
(304) 776-4231
(304) 776-4845 fax

www.terramite.com
sales@terramite.com

Terramite Representation Worldwide: United States | Puerto Rico | Canada | South America | South Africa | China



TerraQuip Construction Products, Inc. Limited 2 year warranty

Subject to the foregoing, the manufacturer, TerraQuip Construction Products, Inc. warrants all construction equipment manufactured by TerraQuip Construction Products, Inc. after January 1, 2015 to be free from defects in material and workmanship for a limited two year warranty after delivery to the original purchaser. The first year warranty includes parts and labor.

The second year warranty is limited only to parts manufactured by TerraQuip Construction Products, Inc. as follows: frames, swings, booms, dippers, buckets, loader arms, and loader buckets. Additionally, TerraQuip Construction Products, Inc. hereby warrants all replacement parts supplied by TerraQuip Construction Products, Inc. to be free from defects in material and workmanship for a period of (6) months after date of invoice.

Delivery shall be deemed for the purposes of this warranty to have occurred upon the date of invoice. The original purchaser shall be deemed to be a person who places the goods or products in actual use, and any person holding such goods solely for retail sale purposes shall not constitute an original purchaser. Any leasing of these goods or other use beyond normal demonstration of the same shall be deemed to be in use by an original purchaser and all warranty periods shall commence at the time of such use. During the warranty period and defective goods or parts hereof shall be repaired or replaced at manufacturer's discretion. In the event it is necessary to return such goods or parts to a factory, all transportation charges shall be prepaid. The manufacturer shall in no event pay mileage expenses, transportation, or travel time.

The obligations of the manufacturer are solely to repair or replace defective goods or parts or to refund the cost of the same if it is determined by the manufacturer that repair or replacement will not return goods to proper working order or utility.

The warranty shall not extend to tires, lamps, batteries, wear items, or parts that have been altered, changed, damaged, or improperly installed, repaired, operated or maintained. This exclusion shall not apply to installations, repairs or other work done at the manufacturer's plant or under direct manufacturer supervision. The Operators Manual, to the extent covered therein, is deemed to set forth the proper procedures for operation, repair, installation, and maintenance of these goods.

No representative, dealer or distributor of the company is authorized to make any changes or exceptions to this warranty unless expressly authorized in writing from the manufacturer. All warranty claims must be filed within 30 days of failure.

THE REMEDIES SET FORTH HEREIN ARE EXCLUSIVE AND MANUFACTURER SHALL NOT BE LIABLE FOR SPECIAL, INDIRECT, OR CONSEQUENTIAL DAMAGES. THE OBLIGATIONS OF THE MANUFACTURER HEREUNDER SHALL IN NO WAY EXCEED THE PRICE OF THE EQUIPMENT OR PART UPON WHICH SUCH LIABILITY IS BASED. PRE-APPROVAL IS REQUIRED FOR ALL WARRANTY CLAIMS.

MODEL# _____ SERIAL# _____ ENGINE# _____

PURCHASED FROM _____

NAME OF PURCHASER _____

ADDRESS _____

PHONE (____) _____ PERSON TO CONTACT _____

TYPE OF BUSINESS _____

IS THIS YOUR FIRST TERRAMITE PRODUCT? _____ NUMBER OWNED: _____

WHAT KIND OF SIMILAR EQUIPMENT DO YOU OWN? _____

OPTIONS _____

DATE OF PURCHASE _____ SIGNATURE _____



JEFFERSON COUNTY
DEPARTMENT OF ADMINISTRATIVE SERVICES
729 MAPLE ST / PO BOX 100
HILLSBORO MO 63050
WWW.JEFFCOMO.ORG

Invitation for Bid: **TOW BEHIND ANGLE ROAD SWEEPER** **Date Issued:** **10-9-15**

BIDS SHALL BE ACCEPTED UNTIL: TUESDAY, **NOVEMBER 10, 2015**, AT 2:00 P.M. LOCAL TIME.

Specification

Contact:

DAVID MIKUSCH

Department of Fleet Services
636-797-6017
dmikusch@jeffcomo.org

Contract

Contact:

VICKIE PRATT

Department of Administrative Services
636-797-5380

**Mail (3) Three
Complete Copies
With Vendor And
Bid Information As
Shown In Sample:**

SAMPLE ENVELOPE

VENDOR NAME

VENDOR ADDRESS

CONTACT NUMBER

DEPARTMENT OF THE COUNTY CLERK

JEFFERSON COUNTY MISSOURI

729 MAPLE ST / PO BOX 100

HILLSBORO MO 63050-0100

SEALED BID: (BID NAME)

Contract Term:

**UPON APPROVAL OF THE
COUNTY COUNCIL AND
COUNTY EXECUTIVE**

**Vendor
Information:**

The undersigned certifies that he/she has the authority to bind this company in an agreement/contract to supply the commodity or service in accordance with all terms, conditions, and pricing specified. This Bid, if accepted, will constitute an Agreement and Contract with Jefferson County, Missouri, upon approval of the County Council and County Executive. Prices are firm during this agreement term, unless agreed upon in writing by the County. The County has the option to renew this agreement at the same terms and conditions as the original agreement for one additional one-year term with the written consent of the successful Bidder. Price increases for renewals are not authorized unless approved in writing by the County.

<u>Roland Machinery Company</u>	<u>James M. Jesuit</u>
Company Name	Authorized Agent (Print)
<u>4670 Crossroads Industrial Dr.</u>	<u><i>James M. Jesuit</i></u>
Address	Signature
<u>Bridgeton, MO 63044</u>	<u>V.P./General Manager</u>
City/State/Zip Code	Title
<u>314-291-1330</u>	<u>11/5/15</u>
Telephone #	Date
<u>vkeough@rolandmachinery.com</u>	<u>37-1324032</u>
E-mail	Tax ID #
	<u>314-291-8050</u>
	Fax #

SPECIFICATIONS

The Jefferson County Highway Department wishes to purchase one 8 foot **tow behind angle sweeper** to be hydraulically driven by the tow vehicle. Unit must be delivered to Hillsboro, MO.

Unit should be equipped with the following:

Dual hydraulic brush motors

8 foot brush

Multiple brush configurations

Quick change core

32 inch brush diameter

LED Lights

7 pin trailer connector

Pintle hitch

180 degree hood

Yellow in color

Proposed Make: Sweepster

Proposed Model: TBTH8

Delivery cost: ~~\$14,332.00~~ Included

Unit Cost: \$14,332.00

Comments:



Tow-Behind Sweepers

For trucks or tractors

FEATURES:

- 4 models available:
TBCP, TBH, TBTH, & TD
- Heavy duty units range from traction drive powered by the sweeper wheels, to independent hydraulic drive powered by the towing vehicle or engine up to 33 hp
- Tow-behind your truck or tractor
- Fast interchange between fleet vehicles
- Compact two wheel design for excellent maneuverability
- Many options are available to design the sweeper to meet your needs
- 1 year warranty

 **BRADCO**

 **FFC**


 **HARLEY**

 **THE MAJOR**

 **McMILLEN**

 **SWEEPSTER**

PALADIN LIGHT CONSTRUCTION



TBCP shown with optional spare tire, engine shroud, water system, drape deflector, strobe light, fenders & swing hitch.

TBCP & TBH Tow-Behind Sweepers

Model - TBCP Series Engine Drive Tow Behind with Hydraulic Brush Drive

- Powered by one hydraulic motor mounted to the core
- Motor has a quick disconnect mount to change brush without disconnecting hoses
- Motor utilizes a keyed, tapered shaft in a heavy duty hexagonal drive that inserts into the matching hexagonal hub on the core
- 32" diameter brush
- 22 hp air cooled gasoline engine powers the hydraulic pump mounted directly to the engine, other engine options are available
- Engine start/stop and brush on/off manually operated valve is mounted on the sweeper, other valve configurations are optional
- Two wheel configuration is standard with 3 and 4 wheel configurations optional
- Choice of pintle, ball or drop pin hitch
- Hydraulic lift powered by sweeper hydraulic system
- Choice of brush configuration: polypropylene, poly-wire mix, or wire sectional style, tube broom style, strip broom style
- Automotive type tires with 6 bolt steel wheels

Model TBCP	84"	96"
Model Number	TBCP7	TBCP8
Width	84"	96"
Brush Diameter	32"	32"
Weight (lbs. approx)	2,500	2,600



TBCP shown with optional spare tire, engine shroud, water system, drape deflector, strobe light, fenders & swing hitch.

Model - TBH Series Heavy Duty Engine Drive Tow Behind with Hydraulic Brush Drive

- Powered by two orbital hydraulic motors mounted inside the brush frame
- Motors have a quick disconnect mount to change brush without disconnecting hoses
- Motors utilize a keyed, tapered shaft in a heavy duty hexagonal drive that inserts into the matching hexagonal hub on the core
- 32" diameter brush
- 32 hp water cooled gasoline engine powers the hydraulic pump mounted directly to the engine, diesel engine is available
- Hydraulically angles left & right
- In cab controls operate sweeper run, lift and swing, engine start/stop and engine speed
- Two wheel configuration is standard with 3 and 4 wheel configurations optional
- Choice of pintle, ball or drop pin hitch
- Choice of brush configuration: polypropylene, poly-wire mix, or wire sectional style, tube broom style, strip broom style
- Automotive type tires with 6 bolt steel wheels

Model TBH	84"	96"	108"
Model Number	TBH7	TBH8	TBH9
Width	84"	96"	108"
Brush Diameter	32"	32"	32"
Weight (lbs. approx)	2,500	2,600	2,700
Diesel Weights (lbs.)	2,850	2,900	2,950



Shown below with optional engine shroud, water system, drape deflector, strobe light, fenders and three wheel configuration.

PH: (800) 456-7100
FX: (734) 996-9014

2800 North Zeeb Road
Dexter, MI 48130
United States of America

www.paladinbrands.com

S-Tow-Behind Broc 0703-1



TD & TBTH Tow-Behind Sweepers

TD Model with Mechanical Brush Drive from Sweeper Rear Wheels

- Two-speed gearbox for high and low brush speeds
- 32" diameter brush
- Constant velocity drive shaft for long life and low vibration
- Ratchet differential on wheels with positive lockout for high-speed transport
- Two, three, and four wheel configurations available
- Choice of pintle, ball or drop pin hitch
- Manually angles 30° left and right
- Manually operated hydraulic pump for brush lift
- Choice of brush configurations: polypropylene, poly-wire mix or wire sectional type, tube style and strip broom style available
- Automotive type 15" tires

Model TD	84"	96"	108"
Model Number	TD7	TD8	TD9
Width	84"	96"	108"
Brush Diameter	32"	32"	32"
Weight (lbs. approx.)	2,300	2,350	2,400



TBTH Series with Hydraulic Brush Drive Powered from Tow Vehicle Hydraulic System

- Powered by two orbital hydraulic motors
- Motors have a quick disconnect mount to change brush without disconnecting hoses
- Motors utilize a keyed, tapered shaft in a heavy duty hexagonal drive that inserts into the matching hexagonal hub on the core
- 32" diameter brush
- Two wheel configuration is standard with 3 and 4 wheel configurations optional
- Requires 17 gpm @ 2000 psi hydraulic system to power the brush
- Manually angles 30° left and right
- Hydraulic lift
- Choice of pintle, ball or drop pin hitch
- Choice of brush configuration: polypropylene, poly-wire mix, or wire sectional style, tube broom style, strip broom style
- Automotive type tires with 6 bolt steel wheels

Shown with optional spare tire, water system, drape deflector, strobe light, fenders and adjustable side-to-side hitch.

Model TBTH	84"	96"	106"
Model Number	TBTH7	TBTH8	TBTH9
Width	84"	96"	106"
Brush Diameter	32"	32"	32"
Weight (lbs. approx)	2,300	2,400	2,500



PH: (800) 456-7100
FX: (734) 996-9014

2800 North Zeeb Road
Dexter, MI 48130
United States of America

www.paladinbrands.com

S-Tow-Behind Broc 0703-1



Tow-Behind Sweeper Options

	TBH Series	TBCP Series	TBTH Series	TD Series
Water dust abatement kit with pump, plumbing and 150 gallon tank	x	x	x	n/a
Electric lift & swing with in cab controls	x	x	x	x
3 wheel conversion	x	x	x	x
4 wheel conversion	x	x	x	x
180° hood	x	x	x	x
Dirt deflector drape	x	x	x	x
Sight indicators	x	x	x	x
Fenders	x	x	x	n/a
Stop & running lights & turn signals	x	x	x	x
Strobe	x	x	x	x
Battery	standard	standard	n/a	n/a
25 hp air cooled engine	n/a	x	n/a	n/a
32 hp water cooled gas engine	standard	x	n/a	n/a
33 hp water cooled diesel engine	x	x	n/a	n/a
Engine shroud	x	x	n/a	n/a
Elevated air cleaner (Kubota engine only)	x	x	n/a	n/a
Air pre-cleaner on some engines	x	x	n/a	n/a
Hydrostatic brush drive	x	n/a	n/a	n/a
Dual motor brush drive	standard	n/a	n/a	n/a
Adjustable side-to-side hitch (2 wheel only)	x	x	x	n/a
Spare tire with mounting	x	x	x	x
Scissor swing to center brush frame	x	x	x	n/a

Sweepster manufactures a complete line of sweepers.
Visit our website www.paladinbrands.com to see the complete line!



Tractor Mounted AH/CH Sweeper



Truck Mounted LA Sweeper



Loader Mounted LA Sweeper

PH: (800) 456-7100
 FX: (734) 996-9014

2800 North Zeeb Road
 Dexter, MI 48130
 United States of America

www.paladinbrands.com

S-Tow-Behind Broc 0703-1





JEFFERSON COUNTY
DEPARTMENT OF ADMINISTRATIVE SERVICES
729 MAPLE ST / PO BOX 100
HILLSBORO MO 63050
WWW.JEFFCOMO.ORG

Invitation for Bid: **TOW BEHIND ANGLE ROAD SWEEPER** **Date Issued:** **10-9-15**

BIDS SHALL BE ACCEPTED UNTIL: TUESDAY, **NOVEMBER 10, 2015**, AT 2:00 P.M. LOCAL TIME.

Specification
Contact:

DAVID MIKUSCH
Department of Fleet Services
636-797-6017
dmikusch@jeffcomo.org

Contract
Contact:

VICKIE PRATT
Department of Administrative Services
636-797-5380

Mail (3) Three
Complete Copies
With Vendor And
Bid Information As
Shown In Sample:

SAMPLE ENVELOPE

VENDOR NAME
VENDOR ADDRESS
CONTACT NUMBER

DEPARTMENT OF THE COUNTY CLERK
JEFFERSON COUNTY MISSOURI
729 MAPLE ST / PO BOX 100
HILLSBORO MO 63050-0100

SEALED BID: (BID NAME)

Contract Term:
UPON APPROVAL OF THE
COUNTY COUNCIL AND
COUNTY EXECUTIVE

The undersigned certifies that he/she has the authority to bind this company in an agreement/contract to supply the commodity or service in accordance with all terms, conditions, and pricing specified. This Bid, if accepted, will constitute an Agreement and Contract with Jefferson County, Missouri, upon approval of the County Council and County Executive. Prices are firm during this agreement term, unless agreed upon in writing by the County. The County has the option to renew this agreement at the same terms and conditions as the original agreement for one additional one-year term with the written consent of the successful Bidder. Price increases for renewals are not authorized unless approved in writing by the County.

Vendor
Information:

<i>Woody's Municipal</i>	<i>Steve Stahlhut</i>
Company Name	Authorized Agent (Print)
<i>3979 Blackburn Road</i>	<i>Steve Stahlhut</i>
Address	Signature
<i>Edwardsville IL 62025</i>	<i>Sales Manager</i>
City/State/Zip Code	Title
<i>800-223-2466</i>	<i>37-0988030</i>
Telephone #	Date Tax ID #
<i>E-mail</i>	<i>618-656-6105</i>
	Fax #

SPECIFICATIONS

The Jefferson County Highway Department wishes to purchase one 8 foot **tow behind angle sweeper** to be hydraulically driven by the tow vehicle. Unit must be delivered to Hillsboro, MO.

Unit should be equipped with the following:

Dual hydraulic brush motors

8 foot brush

Multiple brush configurations

Quick change core

32 inch brush diameter

LED Lights

7 pin trailer connector

Pintle hitch

180 degree hood

Yellow in color

Proposed Make: Sweepster

Proposed Model: 8 FT H

Delivery cost:

Unit Cost: \$25,345.00

Comments:



Tow-Behind Sweepers

For trucks or tractors

FEATURES:

- 4 models available:
TBCP, TBH, TBTH, & TD
- Heavy duty units range from traction drive powered by the sweeper wheels, to independent hydraulic drive powered by the towing vehicle or engine up to 33 hp
- Tow-behind your truck or tractor
- Fast interchange between fleet vehicles
- Compact two wheel design for excellent maneuverability
- Many options are available to design the sweeper to meet your needs
- 1 year warranty

 **BRADCO**

 **FFC**


 **HARLEY**

 **THE MAJOR**

 **McMILLEN**

 **SWEEPSTER**

PALADIN LIGHT CONSTRUCTION



TBCP shown with optional spare tire, engine shroud, water system, drape deflector, strobe light, fenders & swing hitch.

TBCP & TBH Tow-Behind Sweepers

Model - TBCP Series Engine Drive Tow Behind with Hydraulic Brush Drive

- Powered by one hydraulic motor mounted to the core
- Motor has a quick disconnect mount to change brush without disconnecting hoses
- Motor utilizes a keyed, tapered shaft in a heavy duty hexagonal drive that inserts into the matching hexagonal hub on the core
- 32" diameter brush
- 22 hp air cooled gasoline engine powers the hydraulic pump mounted directly to the engine, other engine options are available
- Engine start/stop and brush on/off manually operated valve is mounted on the sweeper, other valve configurations are optional
- Two wheel configuration is standard with 3 and 4 wheel configurations optional
- Choice of pintle, ball or drop pin hitch
- Hydraulic lift powered by sweeper hydraulic system
- Choice of brush configuration: polypropylene, poly-wire mix, or wire sectional style, tube broom style, strip broom style
- Automotive type tires with 6 bolt steel wheels

Model TBCP	84"	96"
Model Number	TBCP7	TBCP8
Width	84"	96"
Brush Diameter	32"	32"
Weight (lbs. approx)	2,500	2,600



TBCP shown with optional spare tire, engine shroud, water system, drape deflector, strobe light, fenders & swing hitch.

Model - TBH Series Heavy Duty Engine Drive Tow Behind with Hydraulic Brush Drive

- Powered by two orbital hydraulic motors mounted inside the brush frame
- Motors have a quick disconnect mount to change brush without disconnecting hoses
- Motors utilize a keyed, tapered shaft in a heavy duty hexagonal drive that inserts into the matching hexagonal hub on the core
- 32" diameter brush
- 32 hp water cooled gasoline engine powers the hydraulic pump mounted directly to the engine, diesel engine is available
- Hydraulically angles left & right
- In cab controls operate sweeper run, lift and swing, engine start/stop and engine speed
- Two wheel configuration is standard with 3 and 4 wheel configurations optional
- Choice of pintle, ball or drop pin hitch
- Choice of brush configuration: polypropylene, poly-wire mix, or wire sectional style, tube broom style, strip broom style
- Automotive type tires with 6 bolt steel wheels

Model TBH	84"	96"	108"
Model Number	TBH7	TBH8	TBH9
Width	84"	96"	108"
Brush Diameter	32"	32"	32"
Weight (lbs. approx)	2,500	2,600	2,700
Diesel Weights (lbs.)	2,850	2,900	2,950



Shown below with optional engine shroud, water system, drape deflector, strobe light, fenders and three wheel configuration.

PH: (800) 456-7100
FX: (734) 996-9014

2800 North Zeeb Road
Dexter, MI 48130
United States of America

www.paladinbrands.com

S-Tow-Behind Broc 0703-1



TD & TBTH Tow-Behind Sweepers

TD Model with Mechanical Brush Drive from Sweeper Rear Wheels

- Two-speed gearbox for high and low brush speeds
- 32" diameter brush
- Constant velocity drive shaft for long life and low vibration
- Ratchet differential on wheels with positive lockout for high-speed transport
- Two, three, and four wheel configurations available
- Choice of pintle, ball or drop pin hitch
- Manually angles 30° left and right
- Manually operated hydraulic pump for brush lift
- Choice of brush configurations: polypropylene, poly-wire mix or wire sectional type, tube style and strip broom style available
- Automotive type 15" tires

Model TD	84"	96"	108"
Model Number	TD7	TD8	TD9
Width	84"	96"	108"
Brush Diameter	32"	32"	32"
Weight (lbs. approx.)	2,300	2,350	2,400




TBTH Series with Hydraulic Brush Drive Powered from Tow Vehicle Hydraulic System

- Powered by two orbital hydraulic motors
- Motors have a quick disconnect mount to change brush without disconnecting hoses
- Motors utilize a keyed, tapered shaft in a heavy duty hexagonal drive that inserts into the matching hexagonal hub on the core
- 32" diameter brush
- Two wheel configuration is standard with 3 and 4 wheel configurations optional
- Requires 17 gpm @ 2000 psi hydraulic system to power the brush
- Manually angles 30° left and right
- Hydraulic lift
- Choice of pintle, ball or drop pin hitch
- Choice of brush configuration: polypropylene, poly-wire mix, or wire sectional style, tube broom style, strip broom style
- Automotive type tires with 6 bolt steel wheels

Shown with optional spare tire, water system, drupe deflector, strobe light, fenders and adjustable side-to-side hitch.

Model TBTH	84"	96"	106"
Model Number	TBTH7	TBTH8	TBTH9
Width	84"	96"	106"
Brush Diameter	32"	32"	32"
Weight (lbs. approx)	2,300	2,400	2,500



PH: (800) 456-7100
FX: (734) 996-9014

2800 North Zeeb Road
Dexter, MI 48130
United States of America

www.paladinbrands.com

S-Tow-Behind Broc 0703-1



Tow-Behind Sweeper Options

	TBH Series	TBCP Series	TBTH Series	TD Series
Water dust abatement kit with pump, plumbing and 150 gallon tank	x	x	x	n/a
Electric lift & swing with in cab controls	x	x	x	x
3 wheel conversion	x	x	x	x
4 wheel conversion	x	x	x	x
180° hood	x	x	x	x
Dirt deflector drape	x	x	x	x
Sight indicators	x	x	x	x
Fenders	x	x	x	n/a
Stop & running lights & turn signals	x	x	x	x
Strobe	x	x	x	x
Battery	standard	standard	n/a	n/a
25 hp air cooled engine	n/a	x	n/a	n/a
32 hp water cooled gas engine	standard	x	n/a	n/a
33 hp water cooled diesel engine	x	x	n/a	n/a
Engine shroud	x	x	n/a	n/a
Elevated air cleaner (Kubota engine only)	x	x	n/a	n/a
Air pre-cleaner on some engines	x	x	n/a	n/a
Hydrostatic brush drive	x	n/a	n/a	n/a
Dual motor brush drive	standard	n/a	n/a	n/a
Adjustable side-to-side hitch (2 wheel only)	x	x	x	n/a
Spare tire with mounting	x	x	x	x
Scissor swing to center brush frame	x	x	x	n/a

Sweepster manufactures a complete line of sweepers.
Visit our website www.paladinbrands.com to see the complete line!



Tractor Mounted AH/CH Sweeper



Truck Mounted LA Sweeper



Loader Mounted LA Sweeper

PH: (800) 456-7100
 FX: (734) 996-9014

2800 North Zeeb Road
 Dexter, MI 48130
 United States of America

www.paladinbrands.com

S-Tow-Behind Broc 0703-1

