

| EQUIPMENT & OPERATOR SERVICES 2017 7-18-2017 | TAYLOR EXCAVATING CO INC. | NB WEST CONTRACTING | GATEWAY SEWER AND DRAIN INC | WM. NOBBE & CO |
|--|--|-------------------------------------|--|---|
| | 3917 REAVIS BARRACKS RD ST. LOUIS MO 63125 | 2780 MARY AVE ST. LOUIS MO 63144 | 11070 GRAVIOS IND COURT ST. LOUIS MO 63128 | 12615 STATE RT A. STE. GENEVIEVE MO 63670 |
| If you cannot hold your price for one year, you will guarantee this price to remain in effect until: | | | | 6/27/2018 |
| In an emergency, can we call you after regular hours? Yes or No? | YES | YES | YES | YES |
| If yes, name party to call: | ON CALL | JUSTIN ZIMFER | RYAN TOWNSEND | JAMES M. WESBEENHEN |
| telephone number | 314-544-3030 | 314-210-3356 | 314-939-5135 | 573-889-0398 |
| REQUIRED DOCUMENTS | | | | |
| NOTARIZED WORK AFFIDAVIT COMPLETED | Y | Y | Y | Y |
| E-VERIFICATION DOCUMENTATION (Y/N): | N | N | Y | Y |
| COPY OF INSURANCE PROVIDED | Y | Y | Y | N |
| TAX RECEIPTS OR NOTARIZED LETTER STATING NO REAL OR PERSONAL PROPERTY OWNED IN JEFFERSON COUNTY | Y | Y | Y | N |
| COOPERATIVE BID FORM (Y/N) | Y | Y | Y | Y |
| COOPERATIVE CONTACT INFO: | Y | Y | Y | Y |
| COMPANY INFORMATION AND SIGNATURE | Y | Y | Y | Y |
| BID DEPOSIT REQUIRED | N/A | N/A | N/A | N/A |
| COMMENTS: | SEE ATTACHED | SEE ATTACHED | SEE ATTACHED | SEE ATTACHED |



JEFFERSON COUNTY
DEPARTMENT OF ADMINISTRATIVE SERVICES
 729 MAPLE ST / PO BOX 100
 HILLSBORO MO 63050
WWW.JEFFCOMO.ORG

BID #: 17-0054

Invitation for Bid: EQUIPMENT RENTAL SERVICES 2017 Date Issued: 6-19-2017

BIDS SHALL BE ACCEPTED UNTIL: TUESDAY, JULY 18, 2017, AT 2:00 P.M. LOCAL TIME.

Specification

Contact:

KURT WENGERT

Department of Public Works

636-797-5427

kwengert@jeffcomo.org

Contract

Contact:

VICKIE PRATT

Department of Administrative Services

636-797-5380

**Mail (3) Three
 Complete Copies
 With Vendor And
 Bid Information As
 Shown In Sample:**

SAMPLE ENVELOPE

VENDOR NAME

VENDOR ADDRESS

CONTACT NUMBER

DEPARTMENT OF THE COUNTY CLERK

JEFFERSON COUNTY MISSOURI

729 MAPLE ST / PO BOX 100

HILLSBORO MO 63050-0100

SEALED BID: (BID NAME)

Contract Term:

**UPON APPROVAL OF THE
 COUNTY COUNCIL AND
 COUNTY EXECUTIVE**

Vendor

Information:

The undersigned certifies that he/she has the authority to bind this company in an agreement/contract to supply the commodity or service in accordance with all terms, conditions, and pricing specified. This Bid, if accepted, will constitute an Agreement and Contract with Jefferson County, Missouri, upon approval of the County Council and County Executive. Prices are firm during this agreement term, unless agreed upon in writing by the County. The County has the option to renew this agreement at the same terms and conditions as the original agreement for one additional two-year term with the written consent of the successful Bidder. Price increases for renewals are not authorized unless approved in writing by the County.

Erb Equipment Eric Eichner
 Company Name Authorized Agent (Print)

200 Erb Industrial Dr [Signature]
 Address Signature

Fenton Mo 63026 Rental Coordinator
 City/State/Zip Code Title

636-349-0200 6/22/17 274169975
 Telephone # Date Tax ID #

ericeichner@erbequipment.com 636-349-3230
 E-mail Fax #

Please list any other rental equipment not specified above.

TERM OF CONTRACT

This contract will remain in effect for 24 months from the date of acceptance. The County of Jefferson reserves the right to renew this contract for an additional 24-month period at the same terms and conditions with the written consent of the successful bidders.

After 12 months in the original contract term, the bidders will be permitted to modify their prices for the remainder of that term. If the contract is renewed for a subsequent 24-month period, the bidders will be permitted to adjust prices again once 12 months have elapsed in the renewal period.

RATE SHEET PRICE

PRICING OFFERED

DISCOUNT

Available Equipment
Picked up at your yard:

Delivery Charge to
5275 State Highway B, Hillsboro:

\$120/hr to and from jobsite

RATE SHEET PRICES WILL REMAIN IN EFFECT UNTIL October 1, 2017. New rate sheets will be furnished for prices after October 1, 2017.

If you cannot hold your price for one year, you will guarantee this price to remain in effect until:

October 1 2018
(DATE YOUR PRICES EXPIRE)

In emergency, can we call you after regular hours? YES ☒ NO ☐

If yes, name party to call: Eric Eichner

Telephone number: 1-314-809-2994



1131 West Gannon • Festus, MO 63028
(636)937-9601 • Fax: (636)933-3374

June 27, 2017

Department of the County Clerk
Randy Holman
729 Maple Street
P O Box 100
Hillsboro, Missouri 63050

Dear Mr. Holman,

This letter is in response to your letter dated June 19, 2017 in regards to the Invitation for Bid/Request for Proposal. Home Depot is more than willing and able to meet your needs in regards to rental equipment as long as the equipment desired is one in which we carry. Please see the attached Price Sheet in regards to availability and pricing.

Home Depot – Festus, understands that the County will pick up the equipment at our store, but may on occasion require delivery to the County's place of business. The Price Sheet reflects our 4-hour, daily, and weekly rates. The monthly rate is based on a three week rental rate.

You can view the equipment available for rent at our store by visiting our web site at homedepot.com/toolrental. We do not have all of the equipment in which you are seeking, but will do our best to meet your needs.

Home Depot – Festus understands that the equipment will be available within (5) five days from the order being placed. We also understand that failure to comply with this requirement will be considered a violation of the terms of the contract and may carry any of the following actions: cancellation of the initial order; reorder with the next lower, responsive, and responsible bidder; or elimination from consideration of future orders.

Home Depot – Festus is eager and looking forward to meeting the needs of the County. If you have any questions in regards to this proposal, please contact me at (636) 933-3368, ext. 393. Thank you for our consideration and hope to be working with you in the future.

A handwritten signature in black ink, appearing to read "Michael A. Emert".

MICHAEL A. EMERT

Tool Rental Department Supervisor





Store 3032 FESTUS MO
1131 W GANNON
FESTUS MO 63028
(636) 933-3368
Selected locations only

Mon 06:00am - 10:00pm
Tue 06:00am - 10:00pm
Wed 06:00am - 10:00pm
Thu 06:00am - 10:00pm
Fri 06:00am - 10:00pm
Sat 06:00am - 10:00pm
Sun 08:00am - 08:00pm

TOOL RENTAL PRICE LIST

Rate charges begin from time of rental. Major credit card and government-issued ID required for rental. For correct tool availability by location and used equipment for sale, visit www.homedepot.com/rentals.

| 1. Cutting & Concrete | Sub Class | 4 Hour | Daily | Weekly | Deposit |
|------------------------------------|-----------|--------|--------|--------|---------|
| Bolt Cutter 36" | 96 | 8.00 | 11.00 | 44.00 | 10.0 |
| Bull Float | 54 | 11.00 | 16.00 | 64.00 | 10.0 |
| Circular Saw 7 1/4" | 212 | 13.00 | 18.00 | 72.00 | 10.0 |
| Electric Cement Mixer 3.5 cu. ft. | 50 | 31.00 | 44.00 | 176.00 | 50.0 |
| Electric Cement Mixer 6.0 cu. ft. | 106 | 41.00 | 56.00 | 236.00 | 50.0 |
| Electric Chainsaw 16" | 20 | 31.00 | 44.00 | 176.00 | 10.0 |
| Electric Concrete Saw 14" | 85 | 36.00 | 52.00 | 208.00 | 100.0 |
| Electric Reciprocating Saw | 60 | 14.00 | 20.00 | 80.00 | 10.0 |
| Gas 4 Cycle Concrete Saw 14" | 195 | 50.00 | 72.00 | 288.00 | 100.0 |
| Gas Chainsaw 16" | 21 | 37.00 | 53.00 | 212.00 | 50.0 |
| Gas Chainsaw 20" | 24 | 43.00 | 62.00 | 248.00 | 50.0 |
| Lamb Saw | 76 | 19.00 | 27.00 | 108.00 | 10.0 |
| Large Tile Saw | 101 | 45.00 | 64.00 | 256.00 | 100.0 |
| Manual Tile Cutter 24" | 121 | 9.00 | 13.00 | 52.00 | 10.0 |
| Medium Tile Saw | 10 | 39.00 | 56.00 | 224.00 | 100.0 |
| Mini Tile Saw | 88 | 18.00 | 26.00 | 104.00 | 10.0 |
| Miller Saw 12" | 204 | 30.00 | 43.00 | 172.00 | 50.0 |
| Paver Saw | 9 | 50.00 | 71.00 | 284.00 | 100.0 |
| Power Pruner | 26 | 34.00 | 49.00 | 196.00 | 50.0 |
| PRO Electric Concrete Saw 12" | 37 | 42.00 | 60.00 | 240.00 | 100.0 |
| PRO Gas Concrete Saw 14" | 95 | 50.00 | 72.00 | 288.00 | 100.0 |
| PRO Gas Concrete Saw 16" | 40 | 58.00 | 83.00 | 332.00 | 100.0 |
| Small Tile Saw | 86 | 33.00 | 47.00 | 188.00 | 100.0 |
| Stump Grinder 13 HP | 97 | 90.00 | 129.00 | 516.00 | 150.0 |
| Table Saw | 214 | 29.00 | 41.00 | 164.00 | 100.0 |
| Towable Cement Mixer | 51 | 64.00 | 91.00 | 364.00 | 150.0 |
| Walk Behind Concrete Saw 14" | 41 | 51.00 | 73.00 | 292.00 | 100.0 |
| 2. Drills & Hammers | Sub Class | 4 Hour | Daily | Weekly | Deposit |
| 11 LB Demolition Hammer | 204 | 38.00 | 54.00 | 216.00 | 50.0 |
| 18V Cordless Drill | 220 | 10.00 | 14.00 | 56.00 | 50.0 |
| 20 LB Demolition Hammer | 206 | 43.00 | 61.00 | 244.00 | 50.0 |
| 27 LB Demolition Hammer | 227 | 46.00 | 66.00 | 264.00 | 100.0 |
| Breaker | 200 | 57.00 | 82.00 | 328.00 | 150.0 |
| Easy Hammer Cart for Small Breaker | 111 | 44.00 | 63.00 | 252.00 | 100.0 |
| Hammer Drill 1/2" | 108 | 27.00 | 38.00 | 152.00 | 50.0 |
| PRO Breaker | 107 | 67.00 | 95.00 | 380.00 | 250.0 |
| Robt Hammer 1 1/2" | 212 | 41.00 | 58.00 | 232.00 | 50.0 |
| Robt Hammer 1" | 214 | 36.00 | 52.00 | 208.00 | 10.0 |
| Robt Hammer 2" | 225 | 45.00 | 64.00 | 256.00 | 100.0 |
| SDS Max Floor Scraper | 266 | 22.00 | 22.00 | 44.00 | 10.0 |
| Small Breaker | 203 | 48.00 | 69.00 | 276.00 | 100.0 |
| Small Core Drill | 243 | 67.00 | 95.00 | 380.00 | 250.0 |
| 3. Generators | Sub Class | 4 Hour | Daily | Weekly | Deposit |
| 2000 Watt Inverter Generator | 322 | 35.00 | 50.00 | 200.00 | 150.0 |
| 3000 Watt Generator | 302 | 43.00 | 61.00 | 244.00 | 150.0 |
| 6500 Watt Generator | 308 | 57.00 | 82.00 | 328.00 | 150.0 |

| 4. Plumbing & Pumps | Sub Class | 4 Hour | Daily | Weekly | Deposit |
|--------------------------------------|-----------|--------|--------|--------|---------|
| Auto-Feed Drain Cleaner 100' x 3/4" | 466 | 62.00 | 88.00 | 352.00 | 100.0 |
| Auto-Feed Drain Cleaner 50' x 1/2" | 468 | 43.00 | 62.00 | 248.00 | 100.0 |
| Auto-Feed Drain Cleaner 75' x 1/2" | 467 | 54.00 | 77.00 | 308.00 | 100.0 |
| Drain Cleaner 100' x 3/4" | 485 | 55.00 | 79.00 | 316.00 | 100.0 |
| Drain Cleaner 50' x 1/2" | 401 | 36.00 | 52.00 | 208.00 | 100.0 |
| Drain Cleaner 75' x 1/2" | 480 | 44.00 | 63.00 | 252.00 | 100.0 |
| Drill Unit Drain Cleaner 25' x 5/16" | 409 | 25.00 | 36.00 | 144.00 | 50.0 |
| Gas Trash Pump 2" | 484 | 43.00 | 61.00 | 244.00 | 100.0 |
| Gas Water Pump 1" | 427 | 18.00 | 26.00 | 104.00 | 50.0 |
| Manual Drain Cleaner 50' x 1/2" | 403 | 23.00 | 33.00 | 132.00 | 50.0 |
| Multi Head Crimper Set | 455 | 11.00 | 16.00 | 64.00 | 10.0 |
| Pipe Threader 1/2" - 2" | 428 | 14.00 | 20.00 | 80.00 | 100.0 |
| Rooters Pump | 418 | 16.00 | 23.00 | 92.00 | 10.0 |
| Storm Response - Submersible Pump 2" | 400 | 29.00 | 41.00 | 164.00 | 50.0 |
| Submersible Pump 2" | 414 | 29.00 | 41.00 | 164.00 | 50.0 |
| Toilet Auger | 406 | 8.00 | 12.00 | 48.00 | 10.0 |
| 5. Fastening & Welding | Sub Class | 4 Hour | Daily | Weekly | Deposit |
| Air Brad Nailer | 518 | 14.00 | 20.00 | 80.00 | 10.0 |
| Air Coil Roofing Nailer | 520 | 20.00 | 29.00 | 116.00 | 50.0 |
| Air Finish Nailer | 519 | 20.00 | 29.00 | 116.00 | 10.0 |
| Air Floor Cleat Nailer 16 Gauge | 564 | 27.00 | 39.00 | 156.00 | 50.0 |
| Air Floor Stapler 15.5 Gauge | 563 | 27.00 | 39.00 | 156.00 | 50.0 |
| Air Floor Stapler 18 Gauge | 510 | 20.00 | 29.00 | 116.00 | 10.0 |
| Air Floor Stapler 20 Gauge | 572 | 20.00 | 29.00 | 116.00 | 10.0 |
| Air Framing Nailer | 514 | 20.00 | 29.00 | 116.00 | 10.0 |
| Cordless Finish Nailer | 517 | 27.00 | 39.00 | 156.00 | 50.0 |
| Electric Air Compressor | 580 | 26.00 | 37.00 | 148.00 | 50.0 |
| Powder Actuated Tool | 526 | 24.00 | 34.00 | 136.00 | 10.0 |
| Welder | 540 | 32.00 | 45.00 | 180.00 | 50.0 |
| 6. Compactors | Sub Class | 4 Hour | Daily | Weekly | Deposit |
| Manual Tamper | 605 | 7.00 | 10.00 | 40.00 | 10.0 |
| Vibratory Plate Compactor 14" | 603 | 54.00 | 77.00 | 308.00 | 150.0 |
| Vibratory Plate Compactor 20" | 600 | 54.00 | 77.00 | 308.00 | 150.0 |
| 7. Painting & Decorating | Sub Class | 4 Hour | Daily | Weekly | Deposit |
| Electric Wallpaper Steamer | 705 | 22.00 | 31.00 | 124.00 | 50.0 |
| Gun & Hopper | 731 | 12.00 | 17.00 | 68.00 | 10.0 |
| Medium Duty Paint Sprayer | 728 | 59.00 | 84.00 | 336.00 | 150.0 |
| PRO Paint Sprayer | 738 | 73.00 | 104.00 | 416.00 | 150.0 |
| Texture Sprayer | 729 | 45.00 | 64.00 | 256.00 | 100.0 |
| 8. Lawn & Garden | Sub Class | 4 Hour | Daily | Weekly | Deposit |
| 1 Man Auger | 820 | 47.00 | 67.00 | 268.00 | 100.0 |
| 2 Man Auger | 822 | 60.00 | 86.00 | 344.00 | 100.0 |
| Aerator | 812 | 62.00 | 89.00 | 356.00 | 150.0 |
| Backpack Blower | 828 | 25.00 | 35.00 | 140.00 | 50.0 |
| Brush Cutter | 880 | 28.00 | 40.00 | 160.00 | 50.0 |
| Brush Hog | 831 | 57.00 | 81.00 | 324.00 | 150.0 |
| Cable Installer | 856 | 49.00 | 70.00 | 280.00 | 150.0 |



ToolRental
Convenience. Reliability. Savings.

Store 3032 FESTUS.MO
1131 W.GANNON
FESTUS.MO-63028
(636) 933-3368
Selected locations only

Mon 06:00am - 10:00pm
Tue 06:00am - 10:00pm
Wed 06:00am - 10:00pm
Thu 06:00am - 10:00pm
Fri 06:00am - 10:00pm
Sat 06:00am - 10:00pm
Sun 08:00am - 08:00pm

TOOL RENTAL PRICE LIST

Rate charges begin from time of rental. Major credit card and government-issued ID required for rental. For correct tool availability by location and used equipment for sale, visit www.homedepot.com/rentals.

| 8. Lawn & Garden | Sub Class | 4 Hour | Daily | Weekly | Deposit |
|-------------------------------|-----------|--------|--------|--------|---------|
| Chipper/Sheeder 2" | 859 | 67.00 | 95.00 | 380.00 | 150.0 |
| Gas Hedge Trimmer 30" | 839 | 23.00 | 33.00 | 132.00 | 50.0 |
| Hydraulic Brush Hog | 930 | 62.00 | 89.00 | 356.00 | 150.0 |
| Lawn Edger | 816 | 30.00 | 43.00 | 172.00 | 100.0 |
| Lawn Roller | 833 | 11.00 | 16.00 | 64.00 | 10.0 |
| Light Duty Tiller | 803 | 36.00 | 52.00 | 208.00 | 150.0 |
| Log Splitter | 870 | 69.00 | 99.00 | 396.00 | 150.0 |
| Mantis Tiller | 801 | 27.00 | 38.00 | 152.00 | 50.0 |
| Mantis XP Tiller | 901 | 30.00 | 43.00 | 172.00 | 50.0 |
| Mid Time Tiller | 805 | 45.00 | 64.00 | 256.00 | 150.0 |
| Overseeder | 810 | 58.00 | 83.00 | 332.00 | 150.0 |
| Post Hole Digger | 826 | 6.00 | 9.00 | 36.00 | 10.0 |
| Power Rake | 814 | 49.00 | 70.00 | 280.00 | 150.0 |
| PRO Aerator | 893 | 70.00 | 100.00 | 400.00 | 150.0 |
| Rear Time Tiller | 807 | 60.00 | 86.00 | 344.00 | 150.0 |
| Self-Propelled Lawnmower | 808 | 25.00 | 36.00 | 144.00 | 50.0 |
| Sod Cutter | 844 | 64.00 | 91.00 | 364.00 | 150.0 |
| String Trimmer | 882 | 27.00 | 39.00 | 156.00 | 50.0 |
| Towable Aerator | 813 | 37.00 | 53.00 | 212.00 | 100.0 |
| Towable Hydraulic Auger | 823 | 67.00 | 96.00 | 384.00 | 150.0 |
| 9. Floor care & Sanding | Sub Class | 4 Hour | Daily | Weekly | Deposit |
| Belt Sander | 932 | 17.00 | 24.00 | 96.00 | 50.0 |
| Carpet Blower | 920 | 18.00 | 25.00 | 100.00 | 10.0 |
| Carpet Cleaner | 901 | 21.00 | 30.00 | 120.00 | 50.0 |
| Carpet Drying Fan | 895 | 6.00 | 9.00 | 36.00 | 10.0 |
| Carpet Extractor with Heater | 935 | 43.00 | 61.00 | 244.00 | 150.0 |
| Carpet Kicker | 916 | 11.00 | 16.00 | 64.00 | 10.0 |
| Carpet Kit | 919 | 9.00 | 13.00 | 52.00 | 10.0 |
| Carpet Power Stretcher & Case | 912 | 20.00 | 29.00 | 116.00 | 50.0 |
| Carpet Seamer | 918 | 12.00 | 17.00 | 68.00 | 10.0 |
| Carpet Stapler | 914 | 13.00 | 19.00 | 76.00 | 10.0 |
| Coating Removal Tool | 897 | 70.00 | 70.00 | 280.00 | 10.0 |
| Compact Floor Stripper | 924 | 41.00 | 59.00 | 236.00 | 100.0 |
| Concrete Grinder 10" | 980 | 117.00 | 167.00 | 668.00 | 150.0 |
| Concrete Prep Tool | 898 | 70.00 | 70.00 | 280.00 | 50.0 |
| Drum Floor Sander | 905 | 42.00 | 60.00 | 240.00 | 150.0 |
| Drywall Dust Vacuum 9 Gal | 994 | 17.00 | 24.00 | 96.00 | 50.0 |
| Drywall Sander | 948 | 34.00 | 48.00 | 192.00 | 50.0 |
| Floor Edger 7" | 906 | 29.00 | 41.00 | 164.00 | 150.0 |
| Floor Maintainer | 908 | 36.00 | 51.00 | 204.00 | 150.0 |
| Floor Polisher | 929 | 30.00 | 43.00 | 172.00 | 100.0 |
| Grinder 7" | 969 | 25.00 | 35.00 | 140.00 | 10.0 |
| Hexapin Surface Prep System | 955 | 56.00 | 80.00 | 320.00 | 50.0 |
| Mini Grinder | 940 | 13.00 | 19.00 | 76.00 | 10.0 |
| Orbit Sander | 936 | 10.00 | 14.00 | 56.00 | 10.0 |
| Orbital Deck & Floor Sander | 853 | 42.00 | 60.00 | 240.00 | 150.0 |
| Palm Sander | 934 | 10.00 | 14.00 | 56.00 | 10.0 |

| 9. Floor care & Sanding | Sub Class | 4 Hour | Daily | Weekly | Deposit |
|--|-----------|--------|-------|--------|---------|
| PRO Carpet Blower | 964 | 21.00 | 30.00 | 120.00 | 10.0 |
| PRO Drywall Sander | 987 | 36.00 | 52.00 | 208.00 | 50.0 |
| PRO Floor Stripper | 972 | 57.00 | 81.00 | 324.00 | 100.0 |
| Random Orbit Floor Sander | 953 | 42.00 | 60.00 | 240.00 | 150.0 |
| Square Buff Floor Sander | 903 | 38.00 | 54.00 | 216.00 | 150.0 |
| Storm Response - PRO Carpet Blower | 400 | 20.00 | 28.00 | 112.00 | 10.0 |
| Tile Roller w/ Wheels | 910 | 15.00 | 21.00 | 84.00 | 50.0 |
| Wet/Dry Vacuum 12 Gal | 921 | 13.00 | 19.00 | 76.00 | 10.0 |
| 10. Other | Sub Class | 4 Hour | Daily | Weekly | Deposit |
| 300 LB Fiberglass Twin Step ladder 14' | 149 | 27.00 | 39.00 | 156.00 | 50.0 |
| 3500 PSI Pressure Washer | 104 | 64.00 | 91.00 | 364.00 | 100.0 |
| 375 LB Fiberglass Step ladder 10' | 282 | 13.00 | 19.00 | 76.00 | 10.0 |
| 375 LB Fiberglass Step ladder 12' | 283 | 17.00 | 24.00 | 96.00 | 50.0 |
| 4 Wheel Dolly | 136 | 7.00 | 10.00 | 40.00 | 10.0 |
| 70K BTU Kerosene Heater | 146 | 23.00 | 33.00 | 132.00 | 10.0 |
| Aluminum Brake 10' | 137 | 45.00 | 64.00 | 256.00 | 150.0 |
| Aluminum Brake 8' | 126 | 37.00 | 53.00 | 212.00 | 150.0 |
| Aluminum Extension Ladder 32' | 122 | 31.00 | 44.00 | 176.00 | 50.0 |
| Aluminum Multi Purpose Ladder 26' | 285 | 20.00 | 29.00 | 116.00 | 10.0 |
| Appliance Dolly | 134 | 11.00 | 16.00 | 64.00 | 10.0 |
| Channel Frame Trailer 5x8' | 336 | 25.00 | 35.00 | 140.00 | 100.0 |
| Dehumidifier 18 G/Day | 138 | 28.00 | 40.00 | 160.00 | 100.0 |
| Drywall Lift 11' | 106 | 22.00 | 31.00 | 124.00 | 100.0 |
| Electric Pressure Washer | 602 | 26.00 | 37.00 | 148.00 | 50.0 |
| Extension Wand 18' | 169 | 6.00 | 9.00 | 36.00 | 10.0 |
| Fiberglass Extension Ladder 24' | 118 | 20.00 | 29.00 | 116.00 | 10.0 |
| Fiberglass Extension Ladder 32' | 319 | 31.00 | 44.00 | 176.00 | 50.0 |
| Hand Truck | 132 | 11.00 | 16.00 | 64.00 | 10.0 |
| Insul Blwr AM/CAI | 266 | 53.00 | 75.00 | 300.00 | 250.0 |
| Insul Blwr Cellulose | 166 | 36.00 | 50.00 | 200.00 | 250.0 |
| Lawn & Garden Trailer 3x5' | 331 | 13.00 | 19.00 | 76.00 | 100.0 |
| Loading Ramps | 131 | 8.00 | 12.00 | 48.00 | 10.0 |
| Mold Removal Fogger | 355 | 18.00 | 26.00 | 104.00 | 50.0 |
| Pallet Jack 6000 LB | 372 | 22.00 | 32.00 | 128.00 | 50.0 |
| PRO Compact Dehumidifier 17 G/Day | 334 | 32.00 | 46.00 | 184.00 | 100.0 |
| Rotary Laser Level Kit | 380 | 41.00 | 58.00 | 232.00 | 50.0 |
| Solid Wall Trailer 5x8' | 640 | 27.00 | 39.00 | 156.00 | 100.0 |
| Storm Response - PRO Compact Dehu | 400 | 32.00 | 45.00 | 180.00 | 100.0 |
| Trencher 18" | 440 | 62.00 | 88.00 | 352.00 | 150.0 |
| 11. Scaffolding | Sub Class | 4 Hour | Daily | Weekly | Deposit |
| 10' high w/ base plates-1 5/8 | 23 | 37.00 | 53.00 | 88.00 | 150.0 |
| 10' high w/casters - 1 5/8 | 43 | 42.00 | 60.00 | 100.00 | 150.0 |
| 10' high w/leg jacks - 1 5/8 | 33 | 40.00 | 57.00 | 95.00 | 150.0 |
| 15' high w/base plates - 1 5/8 | 25 | 49.00 | 70.00 | 117.00 | 200.0 |
| 15' high w/casters - 1 5/8 | 45 | 54.00 | 77.00 | 128.00 | 200.0 |
| 15' high w/leg jacks - 1 5/8 | 35 | 52.00 | 74.00 | 123.00 | 200.0 |
| 5' high w/base plates - 1 5/8 | 21 | 24.00 | 34.00 | 57.00 | 100.0 |



Tool Rental
Convenience. Reliability. Savings.

Store 3032 FESTUS, MO
1131 W GANNON
FESTUS, MO 63028
(636) 933-3368

Selected locations only

Mon 06:00am - 10:00pm
Tue 06:00am - 10:00pm
Wed 06:00am - 10:00pm
Thu 06:00am - 10:00pm
Fri 06:00am - 10:00pm
Sat 06:00am - 10:00pm
Sun 08:00am - 08:00pm

TOOL RENTAL PRICE LIST

Rate charges begin from time of rental. Major credit card and government-issued ID required for rental. For correct tool availability by location and used equipment for sale, visit www.homedepot.com/rentals.

| 11. Scaffolding | | Sub Class | 4 Hour | Daily | Weekly | Deposit |
|-------------------------------------|--|-----------|--------|--------|--------|---------|
| 5' high w/casters - 1 5/8" | | 41 | 26.00 | 40.00 | 67.00 | 100.0 |
| 5' high w/leg jacks - 1 5/8" | | 31 | 27.00 | 38.00 | 63.00 | 100.0 |
| Interior Scaffold | | 10 | 31.00 | 44.00 | 176.00 | 100.0 |
| 33. Cpl Program | | Sub Class | 4 Hour | Daily | Weekly | Deposit |
| C.P. 19 Scissor lift | | 520 | 159.00 | 159.00 | 349.00 | 300.0 |
| C.P. B26 Tractor/loader/Backhoe | | 442 | 209.00 | 299.00 | 897.00 | 500.0 |
| C.P. Backhoe/loader/Tractor BX25 | | 395 | 181.00 | 259.00 | 777.00 | 300.0 |
| C.P. Barreto Mini Trencher | | 912 | 104.00 | 149.00 | 447.00 | 300.0 |
| C.P. Barreto Trencher (36" Boom) | | 226 | 132.00 | 189.00 | 567.00 | 300.0 |
| C.P. Bobcat S510 Skid Steer | | 400 | 202.00 | 289.00 | 867.00 | 500.0 |
| C.P. Chipper 6" - Alltec | | 449 | 174.00 | 249.00 | 747.00 | 300.0 |
| C.P. Ditchwitch Hydraulic Trencher | | 439 | 132.00 | 189.00 | 567.00 | 300.0 |
| C.P. Dump Trailer 6x10 | | 387 | 97.00 | 139.00 | 417.00 | 300.0 |
| C.P. JLG Pro-Boom35 | | 509 | 181.00 | 259.00 | 777.00 | 300.0 |
| C.P. Mini Excavator K008 | | 396 | 167.00 | 239.00 | 717.00 | 300.0 |
| C.P. Mini Excavator KC71 | | 116 | 216.00 | 309.00 | 927.00 | 500.0 |
| C.P. Mini Excavator TC16 | | 331 | 181.00 | 259.00 | 777.00 | 300.0 |
| C.P. Mini Excavator U17 | | 336 | 181.00 | 259.00 | 777.00 | 300.0 |
| C.P. Pro-Boom 50 | | 500 | 223.00 | 319.00 | 957.00 | 500.0 |
| C.P. PT30(RT30/R070T Skid Steer | | 423 | 196.00 | 279.00 | 837.00 | 300.0 |
| C.P. Toro Dingo TX427 Hydraulic Pkg | | 113 | 160.00 | 229.00 | 687.00 | 300.0 |
| C.P. Toro Stump Grinder | | 121 | 174.00 | 249.00 | 747.00 | 300.0 |



JEFFERSON COUNTY
DEPARTMENT OF ADMINISTRATIVE SERVICES
 729 MAPLE ST / PO BOX 100
 HILLSBORO MO 63050
 WWW.JEFFCOMO.ORG

ORIGINAL

BID #: 17-0054

Invitation for Bid: EQUIPMENT RENTAL SERVICES 2017 Date Issued: 6-19-2017

BIDS SHALL BE ACCEPTED UNTIL: TUESDAY, JULY 18, 2017, AT 2:00 P.M. LOCAL TIME.

**Specification
Contact:**

KURT WENGERT
 Department of Public Works
 636-797-5427
 kwengert@jeffcomo.org

**Contract
Contact:**

VICKIE PRATT
 Department of Administrative Services
 636-797-5380

**Mail (3) Three
Complete Copies
With Vendor And
Bid Information As
Shown In Sample:**

SAMPLE ENVELOPE

VENDOR NAME

VENDOR ADDRESS

CONTACT NUMBER

DEPARTMENT OF THE COUNTY CLERK

JEFFERSON COUNTY MISSOURI

729 MAPLE ST / PO BOX 100

HILLSBORO MO 63050-0100

SEALED BID: (BID NAME)

Contract Term:
 UPON APPROVAL OF THE
 COUNTY COUNCIL AND
 COUNTY EXECUTIVE

The undersigned certifies that he/she has the authority to bind this company in an agreement/contract to supply the commodity or service in accordance with all terms, conditions, and pricing specified. This Bid, if accepted, will constitute an Agreement and Contract with Jefferson County, Missouri, upon approval of the County Council and County Executive. Prices are firm during this agreement term, unless agreed upon in writing by the County. The County has the option to renew this agreement at the same terms and conditions as the original agreement for one additional two-year term with the written consent of the successful Bidder. Price increases for renewals are not authorized unless approved in writing by the County.

**Vendor
Information:**

CMW Equipment

Company Name

Doug Cornett

Authorized Agent (Print)

8668 Olive Blvd

Address

Signature

St. Louis, MO 63132

City/State/Zip Code

Rental Coordinator

Title

314-993-1336

Telephone #

7-7-17

Date

43-0711594

Tax ID #

info@cmw-equip.com

E-mail

314-993-1467

Fax #

Please list any other rental equipment not specified above.

TERM OF CONTRACT

This contract will remain in effect for 24 months from the date of acceptance. The County of Jefferson reserves the right to renew this contract for an additional 24-month period at the same terms and conditions with the written consent of the successful bidders.

After 12 months in the original contract term, the bidders will be permitted to modify their prices for the remainder of that term. If the contract is renewed for a subsequent 24-month period, the bidders will be permitted to adjust prices again once 12 months have elapsed in the renewal period.

RATE SHEET PRICE

PRICING OFFERED

DISCOUNT

Available Equipment
Picked up at your yard:

subject to availability
see attached list

0

Delivery Charge to
5275 State Highway B, Hillsboro:

TBD at time
of rental.

0

RATE SHEET PRICES WILL REMAIN IN EFFECT UNTIL October 1, 2017. New rate sheets will be furnished for prices after October 1, 2017.

If you cannot hold your price for one year, you will guarantee this price to remain in effect until:

June 30th, 2018

(DATE YOUR PRICES EXPIRE)

In emergency, can we call you after regular hours? YES ☒ NO ☐

If yes, name party to call: Dave Underhill

Telephone number: 314-402-3601

CMW RENTAL RATES

St. Louis
1-800-283-1336

COMPACTION

| | DAY | WEEK | MONTH |
|-----------------------------|-----|------|-------|
| Tamper ST728R | 50 | 200 | 500 |
| Compactor S52T Trench Plate | 50 | 200 | 500 |
| Stone SFA3500 Asphalt Plate | 45 | 180 | 450 |
| Stone SFP4000 Plate | 50 | 200 | 500 |
| Stone XH730 Tamper | 50 | 200 | 500 |

COMPRESSORS

| | | | |
|----------------------------|-----|-----|------|
| Atlas Copco 185 CFM/Diesel | 95 | 280 | 850 |
| Atlas Copco 375 CFM/Diesel | 165 | 575 | 1425 |

CURB MACHINE

| | | | |
|---------------------|-----|-----|------|
| Power Curber PC-150 | 200 | 750 | 2000 |
|---------------------|-----|-----|------|

DEMOLITION

| | | | |
|---|-----|------|------|
| Pavement Breaker 35# | 20 | 80 | 200 |
| Pavement Breaker 60# | 25 | 100 | 250 |
| Pavement Breaker 90# | 30 | 120 | 300 |
| Chipping Hammer 15# | 30 | 120 | 300 |
| 3/4" X 50' Air Hose | 5 | 20 | 30 |
| Moil Point | 7 | 14 | 20 |
| Chisel 3" | 7 | 14 | 20 |
| Asphalt Cutter | 10 | 20 | 30 |
| Clay Spade | 10 | 20 | 30 |
| Points and Chisels | 4 | 8 | 14 |
| Drill Steel 1" X 18" or 24" | 6 | 18 | 36 |
| Drill Steel 1" X 36" | 7 | 21 | 42 |
| Rock Drill 35# - 60# | 35 | 140 | 350 |
| Darda #9 Concrete Splitter | 175 | 875 | 3850 |
| Arrow Hydraulic Drop Hammer | 500 | 2000 | 5000 |
| Kent 10G HydraRam #1650 Class | 450 | 1650 | 4500 |
| Minnich Dowel Drill ASV-2 (Backhoe mounted) | 300 | 900 | 2700 |
| Hammerhead Breaker | 85 | 250 | 750 |
| E-Z Drill 2-Gang Slab-Riding Dowel Drill | 300 | 900 | 2700 |
| E-Z Drill Single On-Grade Dowel Drill | 150 | 450 | 1550 |

GENERATORS

| | | | |
|------------------------------|----|-----|-----|
| Gillette 5000 Watt Generator | 45 | 140 | 450 |
|------------------------------|----|-----|-----|

MILLING

| | | | |
|---------------------------------|------|------|-------|
| Volvo MW500 20" Mill w/Conveyor | 1250 | 5000 | 12500 |
| Volvo MC90B-HF Skid Steer | 225 | 675 | 2025 |
| Zanetis 18" Milling Attachment | 225 | 675 | 2025 |

Note: Rates include high flow skid steer.

Note: Must have 1-ton truck with 16' trailer (minimum) to transport skid steer w/mill attachment.

SKID STEER ATTACHMENTS

| | | | |
|--------------|-----|-----|------|
| 600# Breaker | 150 | 450 | 1350 |
|--------------|-----|-----|------|

PUMPS

| | | | |
|---|-----|-----|------|
| Gorman Rupp 2" Heavy Duty Trash Pump | 40 | 120 | 360 |
| Gorman Rupp 3" Heavy Duty Trash Pump | 45 | 135 | 400 |
| Gorman Rupp 2" Submersible Pump | 40 | 120 | 360 |
| Gorman Rupp 6" Self-Priming Sewer Bypass Pump | 250 | 750 | 2250 |

HOSES

Suction Hoses

| | | | |
|----------|----------------|----|----|
| 2" x 20' | 1 week minimum | 9 | 27 |
| 3" x 20' | 1 week minimum | 12 | 36 |
| 6" x 10' | 1 week minimum | 22 | 55 |

Discharge Hoses

| | | | |
|----------|----------------|----|-----|
| 2" x 50' | 1 week minimum | 17 | 52 |
| 3" x 50' | 1 week minimum | 22 | 67 |
| 6" x 50' | 1 week minimum | 85 | 255 |

ROAD EQUIPMENT

| | | | |
|---|------|------|-------|
| Blaw Knox RW195E Road Widener | 2000 | 6000 | 14000 |
| Superior Broom DT80C / DT80K (*Brush Wear \$100.00 per 1" used*) | 300 | 1200 | 3000 |
| Cimline 150DH Melter/Applicator | 425 | 1275 | 3825 |
| Protec 5800-C Path Paver 5'-9' | 750 | 3000 | 7000 |

Note: All above road equipment subject to \$75.00/hr clean-up fee

ROLLERS

| | | | |
|--|-----|------|------|
| Bomag BW75AD Walk-Behind | 150 | 600 | 1500 |
| Stone TR34 Remote Control Trench Roller | 150 | 600 | 1500 |
| Ingersoll-Rand TC13 Remote Control Trench Roller | 150 | 600 | 1500 |
| Volvo PT125R Pneumatic Roller | 350 | 1400 | 3500 |
| Sakai GW 750-2 7-wheel Pneumatic Roller | 700 | 2100 | 6300 |
| Sakai R2H-4 3-Wheel "Static" Roller | 700 | 2100 | 6300 |

SAWS

| | | | |
|---|-----|-----|------|
| Edco 20HP Saw Concrete/Asphalt 18" Capacity self-propelled | 65 | 260 | 780 |
| Edco 35HP Saw Concrete/Asphalt 24" Capacity self-propelled | 75 | 350 | 875 |
| Edco 65HP Saw Concrete/Asphalt 36" Capacity self-propelled | 125 | 500 | 1200 |

SWEEPERS

| | | |
|-----------------|------|------|
| S-4XL | 3500 | 9900 |
| R6 Regeneration | 3400 | 9750 |

VIBRATORY ASPHALT ROLLERS

| | | | |
|---------------------------------------|-----|------|------|
| Sakai CR271, 35.5", 3265# | 120 | 360 | 1080 |
| Volvo DD15, 35.4" 3400# | 150 | 450 | 1500 |
| Stone 3100, 35.4" 3045# | 90 | 270 | 900 |
| Volvo DD24/25B, 47", 6225# | 190 | 565 | 1690 |
| Stone 6100, 47", 6180# | 150 | 450 | 1500 |
| Volvo CR30 Combination Roller | 350 | 1000 | 2950 |
| Volvo DD70HF, 57", 14,850# | 400 | 1200 | 3600 |
| Volvo DD110B-HF, 66", 21,700# | 560 | 1680 | 5000 |
| Volvo DD120B/IR DD118HF, 78", 27,260# | 700 | 2100 | 6300 |
| Volvo DD140/IR DD138HF, 84", 30,325# | 800 | 2400 | 7200 |

VIBRATORY SOIL COMPACTORS

| | | | |
|---------------------------------------|-----|------|------|
| Volvo SD75, 66" Smooth Drum, 16,500# | 300 | 1050 | 3150 |
| Volvo SD75, 66" Smooth Drum w/padfoot | 400 | 1200 | 3600 |
| Volvo SD115, 84" Smooth Drum, 23,600# | 450 | 1350 | 4050 |
| Volvo SD115, 84" Smooth w/padfoot | 500 | 1500 | 4500 |



JEFFERSON COUNTY
DEPARTMENT OF ADMINISTRATIVE SERVICES
 729 MAPLE ST / PO BOX 100
 HILLSBORO MO 63050
 WWW.JEFFCOMO.ORG

BID #: 17-0054

Invitation for Bid: EQUIPMENT RENTAL SERVICES 2017 Date Issued: 6-19-2017

BIDS SHALL BE ACCEPTED UNTIL: TUESDAY, JULY 18, 2017, AT 2:00 P.M. LOCAL TIME.

**Specification
Contact:**

KURT WENGERT
 Department of Public Works
 636-797-5427
 kwengert@jeffcomo.org

**Contract
Contact:**

VICKIE PRATT
 Department of Administrative Services
 636-797-5380

**Mail (3) Three
Complete Copies
With Vendor And
Bid Information As
Shown In Sample:**

SAMPLE ENVELOPE

| | |
|------------------------|--------------------------------|
| VENDOR NAME | |
| VENDOR ADDRESS | |
| CONTACT NUMBER | DEPARTMENT OF THE COUNTY CLERK |
| | JEFFERSON COUNTY MISSOURI |
| | 729 MAPLE ST / PO BOX 100 |
| | HILLSBORO MO 63050-0100 |
| SEALED BID: (BID NAME) | |

Contract Term:
 UPON APPROVAL OF THE
 COUNTY COUNCIL AND
 COUNTY EXECUTIVE

The undersigned certifies that he/she has the authority to bind this company in an agreement/contract to supply the commodity or service in accordance with all terms, conditions, and pricing specified. This Bid, if accepted, will constitute an Agreement and Contract with Jefferson County, Missouri, upon approval of the County Council and County Executive. Prices are firm during this agreement term, unless agreed upon in writing by the County. The County has the option to renew this agreement at the same terms and conditions as the original agreement for one additional two-year term with the written consent of the successful Bidder. Price increases for renewals are not authorized unless approved in writing by the County.

**Vendor
Information:**

| | |
|---------------------------------|---------------------------------|
| <u>Luby Equipment Services</u> | <u>SCOTT MORGA</u> |
| Company Name | Authorized Agent (Print) |
| <u>2300 Cassens Drive</u> | <u>Scott Morga</u> |
| Address | Signature |
| <u>Fenton, MO 63026</u> | <u>Territory Manager</u> |
| City/State/Zip Code | Title |
| <u>(636) 343-9970</u> | <u>7/5/17</u> <u>43-1037077</u> |
| Telephone # | Date Tax ID # |
| <u>Smorga@lubyequipment.com</u> | <u>636-326-6736</u> |
| E-mail | Fax # |

Please list any other rental equipment not specified above.

TERM OF CONTRACT

This contract will remain in effect for 24 months from the date of acceptance. The County of Jefferson reserves the right to renew this contract for an additional 24-month period at the same terms and conditions with the written consent of the successful bidders.

After 12 months in the original contract term, the bidders will be permitted to modify their prices for the remainder of that term. If the contract is renewed for a subsequent 24-month period, the bidders will be permitted to adjust prices again once 12 months have elapsed in the renewal period.

RATE SHEET PRICE

PRICING OFFERED

DISCOUNT

Available Equipment
Picked up at your yard:

Delivery Charge to
5275 State Highway B, Hillsboro:

UNDER 20,000 LB - \$115/HR
OVER 20,000 LB - \$130/HR
(permit load additional)

15% OFF
Brochure
Prices

N/A

RATE SHEET PRICES WILL REMAIN IN EFFECT UNTIL October 1, 2017. New rate sheets will be furnished for prices after October 1, 2017.

If you cannot hold your price for one year, you will guarantee this price to remain in effect until:

OCTOBER 1, 2017
(DATE YOUR PRICES EXPIRE)

In emergency, can we call you after regular hours? YES X NO

If yes, name party to call: General Emergency number

Telephone number: (636) 343-9970

Gm

Celebrating
40
Years

LUBY

EQUIPMENT SERVICES

Providing
Excellent
Service

05.01.16

www.lubyequipment.com

Rental Equipment

RATES & SPECIFICATIONS



EQUIPMENT
is our Product
SERVICE
is our Business!

About Luby Equipment



Luby Equipment traces its beginnings to 1977 when Bob Luby seized the opportunity to become an owner of Machine Maintenance and Equipment Company. He had begun his career in heavy equipment sales and had experience in everything from cranes to excavators. Initially, the company focused on maintaining and repairing heavy industrial equipment and has grown to include three divisions that sell and service equipment—the "construction equipment division", the "oilfield division" and the "power generation division".

Construction Equipment

The construction division has expanded through acquisitions and branch additions. The first acquisition was Bistate Machinery, the Fiat Allis dealer, in 1989. Three years later, Luby purchased Case Power & Equipment in St. Louis and Cape Girardeau, MO, and branch openings in Illinois followed in Quincy, Springfield, and Caseyville. Today, there are five locations in the construction equipment division.

Oilfields

The beginnings of the oilfield division emerged when the company became a dealer for Ingersoll-Rand water well drills, down hole hammers and bits, and high-pressure compressors. Initially, we focused on servicing the water well industry, but with the explosive growth in the oil and gas industry, Luby naturally increased our involvement with oil and gas drilling activities. There are now three locations that supply equipment, parts and service, including renting compressor packages with operators, hammer and bit sales and rental, other equipment rental including wheel loaders, excavators, long reach fork lifts, man lifts, and other equipment in Arkansas, Oklahoma, and West Virginia.

Power Generation Division

The power generation division was launched in 2005 when Luby Equipment Services was approached by a major manufacturer of power generator products to represent their products in our markets. This division's growth was aided by several ice storms and has become a major division and an integral part of our company. The common thread throughout our company is our emphasis on service and the need for 24/7 emergency response. Luby today sells and supports our Power Generation products throughout Missouri and Illinois with our six full service locations just like we do with other equipment lines. Luby is one of the largest providers of scheduled maintenance contracts in the two state area. We offer our maintenance services to all generator owners and cover all brands of generators.

Our Family Business

Bob's sons, Tim and Steve, grew up in the family business, spending summers helping out in the parts department. Today, both still have their feet firmly planted in Luby Equipment. Tim and Steve are part of senior management in the sales department. Like most successful family businesses, Luby Equipment has a loyal group of employees who have been with the company for many years. They all strive to satisfy customers 100% of the time. The motto they all embrace is, "Equipment is our product. Service is our business."

Our Services

Maintaining a policy of zero downtime, Luby Equipment provides same day parts delivery and on-site service, 24 hours a day, 7 days a week. Technicians undergo extensive training and are certified for any equipment they service. They routinely troubleshoot a situation to identify problems and quickly offer solutions to enhance your equipment's performance.

Our Customers

Luby Equipment's core customer base began with smaller, mom and pop companies. Many of these companies have grown, as Luby has, and customers now range in size from small start ups to very large companies, many of which are second and third generation family businesses. Customers represent a wide range of businesses, construction companies, plumbing contractors, environmental remediation companies, road builders, excavating contractors, utility contractors, landscapers, government agencies, quarries and aggregate processors, oil and gas companies, rental companies, farmers, recyclers and waste handlers, railroad and municipality crews, and all sorts of industries with warehouses and routine maintenances needs.

Our Equipment

When the opportunity arose, Luby Equipment expanded our equipment lines in ways that help customers with their businesses. The brands of equipment we carry include: construction equipment from Case's full line, Takeuchi compact track loaders and mini excavators, Doosan wheel loaders and excavators, Dynapac rollers and pavers, Efficiency Production trench shield and shoring equipment. Oshkosh trucks with brooms or blowers, trailers, and a wide variety of ground engaging tools and attachments.

Construction Equipment

| | |
|---|---|
| Case Tracked & Compact Excavators, | |
| Loader Backhoes..... | 3 |
| Backhoe Attachments..... | 3 |
| Case Crawler Dozers, Wheel Loaders, Compact | |
| Wheel Loaders, Rough Terrain Forklifts.... | 4 |
| Leica Machine Control Systems..... | 4 |
| Case Skid Steers, Compact Track Loader..... | 5 |

| | |
|---|---|
| Takeuchi Compact Track Loaders, Mini Excav. | 7 |
| Doosan Excavators, Wheel Loaders..... | 8 |
| Caterpillar Crawler Loaders..... | 8 |

Construction Equipment Attachments

| | |
|--|---|
| Indeco Breakers..... | 6 |
| Skid Steer/Track Loader Attachments..... | 6 |
| Premier Augers..... | 7 |


| | |
|-----------------------|---|
| Sweepster Brooms..... | 6 |
|-----------------------|---|

Road Maintenance Equipment

| | |
|---|----|
| Case Compaction Equipment - Single Drum | |
| Smooth & Sheeps Foot, Double Drum | |
| Vibratory..... | 9 |
| Wacker Neuson Trench Roller..... | 9 |
| Terms & Conditions..... | 11 |

CASE

Excavators — Tracked



| Model | Net HP | Op Weight | Max Dig Depth | Day | Week | 4 Weeks |
|--------------|--------|-----------|---------------|-------|--------|---------|
| CX80 SR | 54 | 18585 | 15' 1" | \$400 | \$1500 | \$3600 |
| CX145C SR | 100 | 32000 | 19' 5" | 580 | 1930 | 5200 |
| CX160C | 120 | 37700 | 21' 3" | 600 | 2000 | 5400 |
| CX210C (50') | 157 | 50660 | 39' 5" | 1400 | 4650 | 12600 |
| CX235 | 153 | 53223 | 22' 0" | 750 | 2500 | 6750 |
| CX250 (60') | 177 | 62100 | 47' 9" | 1600 | 5350 | 14400 |
| CX350C | 266 | 80000 | 26' 3" | 1200 | 4000 | 10300 |
| CX470C | 362 | 105308 | 30' 0" | N/A | 5830 | 15750 |

| | | | |
|------------------------------------|-----|-----|------|
| Leica Laser Power Digger 2D System | N/A | 500 | 1500 |
|------------------------------------|-----|-----|------|

SR=Short Radius RT=Rubber Track

Additional Bucket Rental Add 15% of Rate

Available with hydraulic couplers or thumbs add 15%

Breakers—See Page 6 for Breaker Sizes and Pricing

Construction Equipment

Excavators — Compact

CX55B




| Model | Net HP | Op Wgt | Max Dig Dph | Day | Week | 4 Weeks |
|-------|--------|--------|-------------|-------|--------|---------|
| CX17B | 15.2 | 3638 | 7' 9" | \$200 | \$ 600 | \$1800 |
| CX36B | 28.4 | 7958 | 11' 0" | 250 | 750 | 2250 |
| CX55B | 39.3 | 12295 | 12' 10" | 300 | 900 | 2700 |

Additional Bucket Rental Add 15% or Rate

Breakers—See Page 6 for Breaker Sizes and Pricing

Loader Backhoes

590N



| Model | Net HP | Op Weight | Max Dig Depth | Day | Week | 4 Weeks |
|-------------|--------|-----------|---------------|-------|--------|---------|
| 580 Super N | 92 | 16239 | 18' 6" | \$320 | \$1070 | \$2880 |
| 590 Super N | 108 | 20458 | 20' 0" | 380 | 1140 | 3400 |

All Units Equipped with Cab Heater/Air, X-Hoe, 4-WD, Ride Control, Manual Quick Coupler and Auxiliary Hydraulics

| Model | Day | Week | 4 Weeks |
|--------------------------|-------|--------|---------|
| Additional Bucket Rental | \$ 50 | \$ 150 | \$ 450 |
| IHC75 Tamping (7500 lbs) | 180 | 540 | 1620 |
| Auger & Bit | 100 | 300 | 900 |
| Auger Extension | 20 | 60 | 180 |
| Additional Auger Bit | 50 | 150 | 450 |
| HP1100 Breaker | 350 | 1050 | 3150 |
| HP1250 Breaker | 390 | 1170 | 3500 |
| HP1500 Breaker | 450 | 1350 | 4050 |
| Hydraulic Thumb | 200 | 600 | 1800 |

Construction Equipment

CASE

Crawler Dozers

1150M


| Model | | Net HP | Op Weight | Pad Width | Blade Width | Day | Week | 4 Wks | Comparable Equipment |
|--------|-----|--------|-----------|-----------|-------------|-------|--------|--------|------------------------|
| 650L | LT | 74 | 16250 | 16" | 90" | \$400 | \$1330 | \$3600 | D3 450 D-21/D-31 |
| | WT | 74 | 16800 | 20" | 96"-112" | | | | |
| | LGP | 74 | 17550 | 27" | 120" | | | | |
| 750M | LT | 84 | 18900 | 18"-24" | 104"-110" | 500 | 1670 | 4500 | D4 550 D-37 |
| | WT | 84 | 19700 | 18"-24" | 110"-120" | | | | |
| | LGP | 84 | 20200 | 28" | 124" | | | | |
| *850M | XLT | 96 | 19600 | 18"-20" | 104"-110" | 600 | 2000 | 5400 | D5 650 D-37 |
| | WT | 96 | 20200 | 18"-24" | 110"-120" | | | | |
| | LGP | 96 | 20700 | 28" | 124"-130" | | | | |
| *1150M | XLT | 118 | 27858 | 20"-24" | 120" | 725 | 2175 | 6525 | D6K 700 D-51 |
| | WT | 118 | 28667 | 20"-30" | 132" | | | | |
| | LGP | 118 | 29365 | 34" | 132" | | | | |
| *1650M | XLT | 156 | 35203 | 22"-24" | 126"-134" | 825 | 2475 | 7425 | D6N 750 D-61 |
| | WT | 156 | 36691 | 22"-28" | 157" | | | | |
| | LGP | 156 | 37578 | 34" | 157" | | | | |
| *1850L | LT | 194 | 44269 | 22"-24" | 134"-142" | 1100 | 3650 | 9900 | D6T 850 D-65 |
| | XLT | 194 | 46649 | 22"-24" | 134"-142" | | | | |
| | LGP | 210 | 49450 | 30"-36" | 154"-160" | | | | |

Caterpillar
John Deere
Komatsu

Wheel Loaders

1121F


| Model | Net HP | Op Wgt | Max Hpd Bkt Cap | Day | Week | 4 Weeks |
|------------------|--------|--------|----------------------|-------|--------|---------|
| *521F | 118 | 23069 | 2.60 yd ³ | \$450 | \$1500 | \$4000 |
| *621E | 146 | 27406 | 3.00 yd ³ | 500 | 1670 | 4500 |
| *721F | 179 | 31510 | 3.25 yd ³ | 625 | 1850 | 5500 |
| 821F | 211 | 43778 | 4.25 yd ³ | 700 | 2550 | 6500 |
| 1121F | 320 | 60800 | 6.25 yd ³ | N/A | 4500 | 13500 |
| *Fork Attachment | | | | 50 | 150 | 450 |


Quick Couplers Avail. Add 15%

Rough Terrain Forklifts



| Model | Type | Weight | Cap. | Reach | Day | Week | 4 Wks |
|--------|----------|--------|------|-------|-------|-------|--------|
| 588G/H | Straight | 15600 | 8000 | 22' | \$275 | \$800 | \$2350 |

Machine Control Systems



Excavators

Real time slope, depth & reach information to any reference

Depthmaster PowerDigger Lite PowerDigger 2D
PowerDigger 3D EziDig

Graders

Automatic slope and elevation control

PowerDigger 2D PowerDigger 3D

Leica
Geosystems

Dozers

Improve efficiency and flexibility, reduce material costs

PowerBlade 1D PowerGrade 2D PowerGrade 3D

Pavers

Pave asphalt, cement-bound material or stone quickly, easily and accurately
PaveSmart 3D

| 104" Model Distance | Day | Week | 4 Weeks |
|--------------------------------|------|-------|---------|
| Rugby 100LR Beam Laser 3000' | \$80 | \$200 | \$600 |
| Rugby 320SG Grade Laser 2500' | 50 | 150 | 450 |
| Piper 200 for Sewer Laser 650' | 80 | 250 | 750 |

CASE

Construction Equipment

Skid Steers

SR175



| Model | Net HP | Op Wgt | SAE Op Cap@50% | Avail Bkt Widths | Day | Week | 4 Wks |
|-------|--------|--------|----------------|------------------|-------|-------|--------|
| SR175 | 67 | 6270 | 1850 | 66"-84" | \$215 | \$720 | \$1935 |
| SV185 | 60 | 6570 | 1950 | 66"-84" | 215 | 720 | 1935 |
| SR210 | 74 | 6900 | 2100 | 66"-84" | 265 | 1050 | 2700 |
| SR240 | 82 | 7400 | 2400 | 66"-84" | 265 | 1050 | 2700 |
| SR270 | 90 | 7700 | 2700 | 70"-84" | 275 | 970 | 2475 |
| SR280 | 82 | 8000 | 2700 | 70"-84" | 275 | 970 | 2475 |
| SV300 | 90 | 8300 | 3200 | 70"-84" | 300 | 1050 | 2700 |

SR-Radial Lift/SV-Vertical Lift

Machines equipped w/ Smooth or Tooth Bucket

See Page 6 for Attachments



Compact Track Loader

TR270



| Model | Net HP | Op Wgt | SAE Op Cap@50% | Avail Bkt Widths | Day | Week | 4 Wks |
|-------|--------|--------|----------------|------------------|-------|-------|--------|
| TR270 | 74 | 8200 | 3600 | 66" | \$275 | \$800 | \$2400 |
| TR310 | 74 | 8800 | 3400 | 72" | 290 | 980 | 2520 |
| TR340 | 84 | 10000 | 3600 | 78" | 350 | 1180 | 3020 |
| TV380 | 90 | 10500 | 4200 | 78" | 395 | 1330 | 3300 |

TR-Radial Lift/TV-Vertical Lift

Machines equipped w/ Smooth or Tooth Bucket




See Page 6 for Attachments

Construction Equipment Attachments

INDECO
YOUR PARTNERS IN DEMOLITION

Breakers

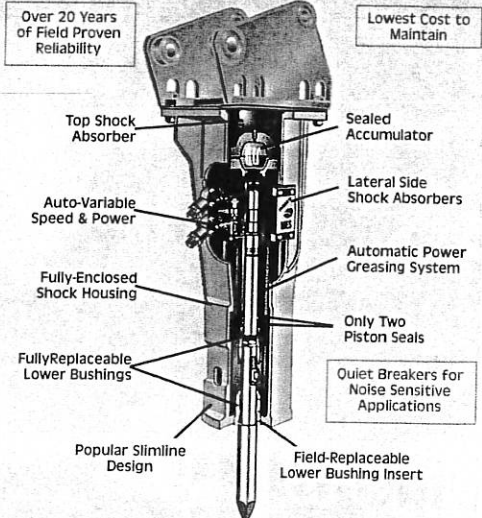
| Model | Carr Wt Min | Carr Wt Max | Flow Supply | Day | Week | 4 Weeks |
|------------|-------------|-------------|-------------|-------|-------|---------|
| *HP500 | 3750 | 14300 | 8-16 g/m | \$205 | \$680 | \$1845 |
| *HP750 | 6650 | 17600 | 14-22 g/m | 220 | 730 | 1980 |
| **HP1000 | 7750 | 23100 | 14-24 g/m | 350 | 1050 | 3150 |
| **HP1100 | 8850 | 26450 | 16-27 g/m | 350 | 1050 | 3150 |
| *HP1250 | 11050 | 30850 | 19-28 g/m | 390 | 1170 | 3500 |
| **HP1500 | 14400 | 35200 | 19-29 g/m | 450 | 1375 | 4125 |
| ***HP2000 | 26500 | 48500 | 23-35 g/m | 550 | 1670 | 4500 |
| ***HP3000 | 33000 | 55000 | 30-40 g/m | 750 | 2250 | 6800 |
| ***HP4000 | 35500 | 61500 | 34-43 g/m | 835 | 2670 | 7900 |
| ***HP5000 | 42000 | 70500 | 39-48 g/m | 950 | 2850 | 8600 |
| ***HP5500 | 46500 | 83500 | 43-53 g/m | 1025 | 3065 | 9200 |
| ****HP7500 | 51000 | 92000 | 48-61 g/m | 1200 | 3600 | 10800 |
| ****HP8000 | 60000 | 110000 | 51-71 g/m | 1200 | 3600 | 10800 |



HP5500

Over 20 Years
of Field Proven
Reliability

Lowest Cost to
Maintain



* Skid Steer-Track Loader-Compact Exc. ** Backhoe-Midi Exc. *** 130-160 lbs Exc. Class **** 160-225 lbs Exc. Class ***** 330-470 Lbs Exc. Class

Skid Steer/Track Loader Attachments

Loader Attachments Standard Flow

| Description | Day | Week | 4 Wks |
|-------------------------------|-------|-------|--------|
| Breaker 500 ft. lb. | \$205 | \$680 | \$1845 |
| Breaker 750 ft. lb. | 250 | 750 | 1900 |
| Brush Hog 72" - 80" | 250 | 875 | 2250 |
| Bucket - Extra | 75 | 263 | 675 |
| Dozer Blade 80" or 96" | 150 | 525 | 1350 |
| Drop Hammer Cyclone 3500 lbs. | 275 | 963 | 2475 |
| Fork - Pallet | 50 | 150 | 450 |
| Fork - Pallet (heavy duty) | 70 | 245 | 630 |
| Grapple Root - 72" - 82" | 90 | 315 | 810 |
| Soil Conditioner/Preperator | 150 | 525 | 1350 |
| Trencher - 6"W & 8"W x 48"D | 170 | 570 | 1530 |

Loader Attachments High Flow

| Description | Day | Week | 4 Wks |
|------------------------|-------|--------|--------|
| Cold Planer - 24" Drum | \$450 | \$1500 | \$4050 |
| Cold Planer - 40" Drum | 560 | 1870 | 5040 |

Augers



| Description | Day | Week | 4 Wks |
|------------------------------|-----|------|-------|
| Auger Drives w/Bit up to 24" | 100 | 300 | 900 |
| Auger Extra Bits up to 24" | 50 | 175 | 450 |
| Auger Extra Bits 30" to 36" | 75 | 263 | 675 |
| Auger Extension | 20 | 60 | 180 |

Range - 6" to 36"

PREMIER

Brooms



SWEEPSTER
PALADIN LIGHT CONSTRUCTION

| Description | Day | Week | 4 Wks |
|-------------------|-----|------|-------|
| Broom, Angle 84" | 225 | 700 | 2025 |
| Broom, Pickup 72" | 225 | 700 | 2025 |

TAKEUCHI


Construction Equipment

Compact Track Loaders

TL10



TL12V



| Model | Net HP | Op Wgt | SAE Op Cap@50% | Avail Bkt Widths | Day | Week | 4 Wks |
|----------------|--------|--------|----------------|------------------|-------|-------|--------|
| TL8 | 54 | 6500 | 2035 | 60"-80" | \$275 | \$800 | \$2400 |
| TL10 | 90.7 | 10516 | 3735 | 70"-90" | 350 | 1175 | 3020 |
| TL12/ TL12V | 108.4 | 11850 | 4450 | 76"-90" | 395 | 1330 | 3300 |

All Units Equipped w/ Radial Lift

Machines equipped w/ Smooth or Tooth Bucket


See Page 6 for Attachments

High Flow



Mini Excavators

TB235



| Model | HP | Op Wgt | Max Dig Dph | Day | Week | 4 Weeks |
|------------|-------|--------|-------------|-------|-------|---------|
| TB108 | 9.60 | 2030 | 5' 6" | \$200 | \$710 | \$1800 |
| TB235 | 29.8 | 7650 | 11' 2" | 250 | 880 | 3250 |
| TB250 | 39.5 | 10950 | 12' 5" | 300 | 1010 | 2700 |
| TB285 | 69.2 | 17230 | 15' 2" | 400 | 1330 | 3600 |
| TB1140 Cab | 103.3 | 31878 | 18' 0" | 580 | 1930 | 5200 |

Zero Tail Swing

| | | | | | | |
|-------------|------|-------|---------|-----|------|------|
| TB138FR | 29.8 | 8316 | 11' 3" | 250 | 750 | 2200 |
| TB153FR | 39.7 | 12450 | 12' 10" | 300 | 900 | 2700 |
| TB180FR Cab | 64.6 | 18370 | 14' 11" | 400 | 1500 | 3600 |

Breakers—See Page 6 for Breaker Sizes and Pricing

Construction Equipment



Doosan Excavators

DX200LC



| Model | HP | Op Weight | Dig Dpt | Day | Week | 4 Weeks |
|-------------------|-----|-----------|---------|--------|--------|---------|
| DX140LC SR RT | 95 | 31000 | 17' 3" | \$ 580 | \$1430 | \$ 5200 |
| DX180LC | 122 | 41800 | 21' 8" | 600 | 2000 | 5400 |
| DX225LC | 148 | 47000 | 19' 1" | 650 | 2275 | 5850 |
| DX235LC SR | 166 | 53600 | 22' 0" | 725 | 2550 | 6500 |
| DX225LCL (50') LR | 148 | 51147 | 38' 3" | 1400 | 4650 | 12600 |
| DX255LC | 162 | 56000 | 23' 11" | 750 | 2500 | 6750 |
| DX300LC | 213 | 67700 | 26' 1" | 1000 | 3330 | 9000 |
| DX350LC | 202 | 78600 | 27' 2" | 1200 | 4000 | 10800 |
| DX490LC | 276 | 111000 | 26' 1" | N/A | 5830 | 15750 |

Additional Bucket Rental Add 15% of Rate

SR=Short Radius RT=Rubber Track LR=Long Reach

Breakers—See Page 6 for Breaker Sizes and Pricing

Doosan Wheel Loaders

DL250




| Model | HP | Op Weight | Bucket Capacity | Day | Week | 4 Weeks |
|-------|-----|-----------|---------------------|--------|--------|---------|
| DL200 | 160 | 26810 | 2.6 yd ³ | \$ 475 | \$1160 | \$4275 |
| DL250 | 172 | 31900 | 3.7 yd ³ | 500 | 1250 | 4500 |
| DL300 | 271 | 41204 | 4.2 yd ³ | 780 | 2750 | 7000 |
| DL350 | 271 | 43762 | 4.8 yd ³ | 1000 | 3500 | 9000 |
| DL420 | 354 | 50900 | 5.5 yd ³ | 1300 | 4600 | 11800 |
| DL450 | 354 | 56527 | 6.3 yd ³ | 1600 | 5650 | 14500 |
| DL550 | 380 | 69655 | 7.5 yd ³ | 1725 | 6000 | 15500 |

Quick Couplers Available Add 15%

Scale Available Add 20%



CAT Crawler Loader



| Model | HP | Op Weight | Bucket Capacity | Day | Week | 4 Weeks |
|--------|-----|-----------|---------------------|--------|--------|---------|
| 953C/D | 121 | 33000 | 2.5 yd ³ | \$ 875 | \$2900 | \$7875 |

CASE

Construction Equipment

Compaction Equipment (Rollers & Compactors)




Single Drum—Sheeps Foot/Smooth Roller

| Model | Rated HP | Op Weight | Drum Width | Day | Week | 4 Weeks |
|----------------------------|----------|----------------|------------|-------|--------|---------|
| SV208 Centrifugal Force | 99 | 15800 32600 | 66" | \$500 | \$1500 | \$4500 |
| SV210 Centrifugal Force | 99 | 19600 36000 | 66" | 525 | 1750 | 4725 |
| SV212 Centrifugal Force | 148 | 25600 62250 | 84" | 600 | 1800 | 5100 |
| SV216 Centrifugal Force | 148 | 33900 73000 | 84" | 650 | 2120 | 5715 |

Available with Dozer Blade — Add 10%

Shell Kits Available — Add 20%


DV202



DV207



Trench Roller - Remote Control



| Model | HP | Op Weight | Capacity | Drum Width | Day | Week | 4 Weeks |
|-----------------|----|-----------|----------|------------|-------|-------|---------|
| RT 82SC/RTX SC2 | 16 | 3020 | 2400 | 32.0" | \$225 | \$675 | \$2200 |

Equipped with Diesel Engine

Remote-Controlled

Double Drum Vibratory/Asphalt Rollers

| Model | Rated HP | Op Weight | Drum Width | Day | Week | 4 Weeks |
|-----------------------------|----------|----------------|------------|-------|-------|---------|
| DV201 Centrifugal Force | 31 | 5510 6300 | 40" | \$285 | \$950 | \$2565 |
| DV202* Centrifugal Force | 31 | 5950 7100 | 47" | 285 | 950 | 2565 |
| DV204* Centrifugal Force | 48 | 7720 8900 | 51" | 320 | 1020 | 2880 |
| DV207 Centrifugal Force | 80 | 16220 14600 | 57" | 450 | 1275 | 3800 |
| DV210 Centrifugal Force | 99 | 23000 24700 | 66" | 535 | 1600 | 4800 |
| DV213 Centrifugal Force | 130 | 28900 30300 | 83" | 670 | 2000 | 6000 |


*Equipped with Diesel Engine

Trench Shielding & Shoring Equipment




Shoring Products for Sale or Rent

Flat Fee Boom Truck Delivery




Luby Shoring provides a wide selection of standard and custom trench shielding and shoring options. Our equipment is cost effective, safe and versatile, relied upon by underground utility professionals, municipalities and private contractors. All products are Professional Engineer certified to help you meet OSHA's excavation and trench safety standards.



Steel Trench Shields & Spreader Pipe

Alum. Trench Shields & Build-A-Box™



Double Wall Steel Trench Shields

- Reinforced top rails
- Adjustable and stackable
- Four point lifting system

Spreaders for Steel Trench Shields

- 4 and 5 pipe independent spreader sets
- 24" to 240" length



- Telescoping spreader sets in a variety of sizes
- Stackable with Build-A-Box™
- Greatest strength to weight ratio in the industry

Modular Alum Trench Shielding System

- Assembled in minutes
- Changes can be made on the spot to adjust to any job with light to extreme conditions

Hydraulic Trench Shoring

Slide Rail System

A universal component steel trench shielding system



- Two 8" wide rails ranging in size from 1.5 ft. to 16 ft. tall
- 2" dia. hydraulic cylinders
- Oversleeve to protect cylinder
- Fittings and Hose
- Cylinder extension system
- 5 gal. pump can (plastic or steel)
- Biodegradable shoring fluid
- Release tool & removal hook
- Chudoform (4' x 8' sheets)
- Finger guards



- Standard 4 sided pit saves time and money with installation and excavation completed together
- ClearSpan™ System incorporates special walers for larger unobstructed four-sided working pits
- Linear or 4-sided multi-bay is ideal when installing next to existing utilities and structures

Manhole Shields

Stone Mizer®



Manhole Shields

- Designed to be used in two, three, or four sided configurations with an independent spreader system
- Can also be used with the 6" schedule 80 spreader



Bedding material containers

- From 36 x 60 x 140 to 60 x 90.5 x 224
- Holds from 4,210 lbs up to 14,600 lbs

www.lubyshoring.com • 636-660-SHOR (7467)

Luby Shoring Services, LLC is independently owned and operated

Rental Terms and Conditions

Credit Approval

A Credit Application must be submitted and approved for any open account rentals. New accounts or cash only accounts, a deposit will be required and a credit card received and charged with prior approval in the amount of the twice expected rental.

Freight Charges

LUBY Equipment Services will allow the pick up and return to the closest LUBY branch. Loading, unloading, dismantling or assembling will be an additional charge. LUBY Equipment Services offers delivery and pick up to your job.

Time Basis and Rates

A one-day rental is based on eight (8) hours maximum use within a 24-hour period. A one week rental will allow 40-hours use in seven (7) days and a 4-week rental will allow 160 hours of use in a 28-day period. Additional hours and late returns will be charged at an overtime rate of 1/6 of the daily rate. If operating on double shift, rates will reflect 1.5 times the applicable rates. Triple shift operation will reflect 2 times the applicable rate. Weekend rentals are available from 3:00 p.m. Friday until 9:00 a.m. Monday morning with an 8-hour maximum operating usage. Additional hours and late returns will be charged at an overtime rate of 1/6 of the daily rate. Holiday rentals are available from 3:00 p.m. the day prior to the holiday until 8:00 a.m. the following business day after the holiday. Eight (8) hours will be the maximum operating time available. Additional hours and late returns will be charged at a normal time rate of 1/6 of the daily rate.

Rental Period

The rental period begins when equipment leaves the lessor's yard and ends when the equipment is returned to the lessor's yard. On out-of-town shipments, rentals start the day of the Bill of Lading of shipments and stop at the date of the returned Bill of Lading.

Damage Waiver

Liability — Coverage must be assured for all risks and liability, from loss or all damages, for injuries or death to persons or destruction of property arising out of the use, possession or transportation of rental equipment.

Physical Damage — Rental equipment must be insured for full value against all risks or physical damage and loss, including vandalism and theft. Lessee must carry product liability coverage for all risk and liability. The lessee's Certificate of Insurance must be provided prior to the delivery of equipment. LUBY Equipment Services must be named as additional insured in all Certificates of Insurance.

LUBY Equipment Services Damage Waiver — LUBY Equipment Services can provide physical damage waiver insurance coverage. If this is chosen, an additional cost will apply. This will eliminate your need to supply a Certificate of Insurance. The premium will be as noted on the rental contract.

This coverage allows a deductible equal to the monthly rental rate, which is the responsibility of the lessee, as part of the LUBY Equipment Services Damage Waiver Policy.

Rental Contract/Delivery Ticket

A rental contract must be signed and executed on every rental transaction, with all pertinent data furnished prior to the release of the rental equipment. Lessee may be required to sign a UCC financing statement, which protects LUBY equipment Services' security in the rented equipment.

Fuel, Repairs and Maintenance

LUBY Equipment Services' rental equipment will be delivered to the lessee in good operating condition and should be returned to lessor in the same condition as delivered, less normal wear. Any condition that the lessee finds to be unsatisfactory must be indicated before the rental period begins. Lessee is responsible for the normal maintenance and lubrication, such as oil changes and filters during the rental period. The equipment will be delivered full of fuel. Fuel used will be charged. All repairs required due to abuse or negligence will be charged to the lessee upon return of damaged rental equipment. All charges for abnormal clean-up will also be charged to the lessee.

If the rental unit is converted into a sale, **all non-warrantable repairs and maintenance made during the rental period will be added to the conversion price.**



Equipment is our product, Service is our business
Parts • Sales • Service • Rentals

EQUIPMENT SERVICES

www.lubyequipment.com

Construction Equipment & Power Generation Locations



Missouri
Saint Louis*
2300 Cassens Dr.
Fenton, MO 63026
636-343-9970

Rental Hotline
636-660-7900




Cape Girardeau*
199 Airport Rd.
Cape Girardeau, MO 63702
573-334-9937



O'Fallon*
2999 Mexico Rd.
O'Fallon, MO 63366
636-332-9970



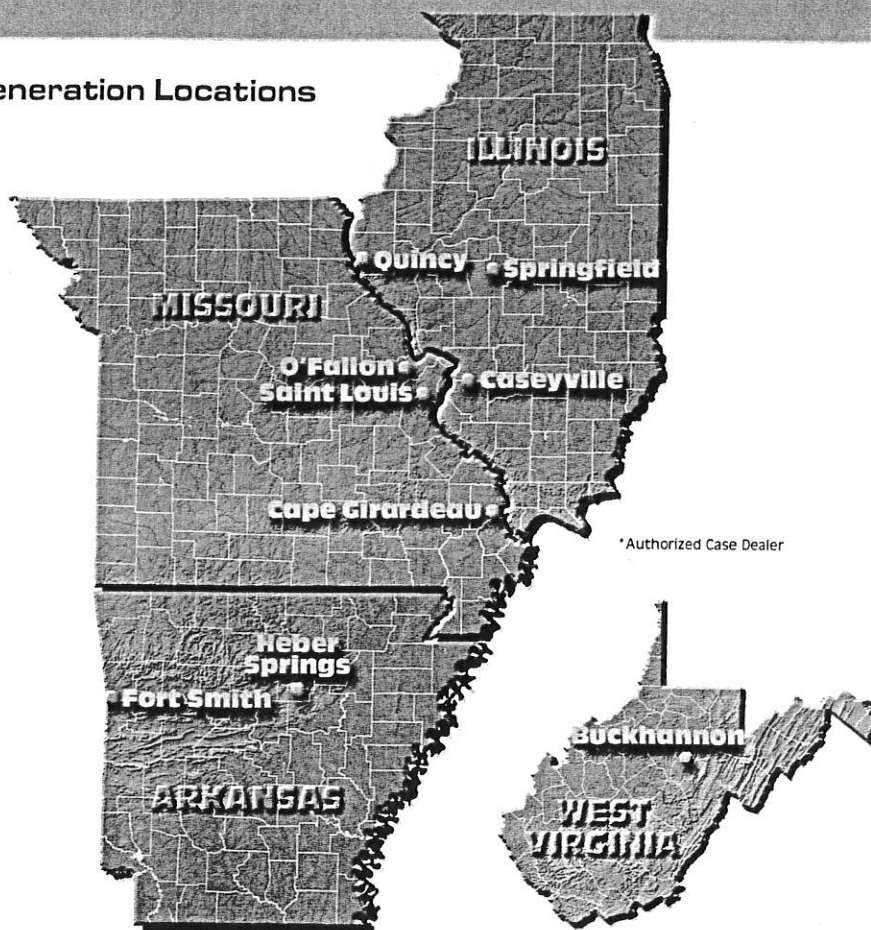
Illinois
Caseyville
8853 Petroff Dr.
Caseyville, IL 62232
618-397-9971



Quincy*
2625 North 24th St.
Quincy, IL 62305
217-222-5454



Springfield*
4375 Camp Butler Rd.
Springfield, IL 62707
217-744-2233



CASE
CONSTRUCTION

DOOSAN **TAKEUCHI**

OSHKOSH

Leica
Geosystems

INDECO
YOUR PARTNERS IN DEMOLITION

PREMIER

allen
ENGINEERING

FFC
PALADIN LIGHT CONSTRUCTION


Belite
INDUSTRIES, INC.

SWEEPSTER
PALADIN LIGHT CONSTRUCTION

Oilfield Divisions Locations



Arkansas
Fort Smith
5717 Wheeler Ave.
Fort Smith, AR 72901
479-648-3333



West Virginia
Buckhannon
133 Red Rock Road
Buckhannon, WV 26201
314-473-0100

TOWMASTER
TRAILERS

BUTLER
TRAILER
MFG
CO.

Eager
Beaver



JEFFERSON COUNTY
DEPARTMENT OF ADMINISTRATIVE SERVICES
 729 MAPLE ST / PO BOX 100
 HILLSBORO MO 63050
WWW.JEFFCOMO.ORG

BID #: 17-0054

Invitation for Bid: EQUIPMENT RENTAL SERVICES 2017

Date Issued: 6-19-2017

BIDS SHALL BE ACCEPTED UNTIL: TUESDAY, JULY 18, 2017, AT 2:00 P.M. LOCAL TIME.

Specification

Contact:

KURT WENGERT

Department of Public Works

636-797-5427

kwengert@jeffcomo.org



ORIGINAL

Contract

Contact:

VICKIE PRATT

Department of Administrative Services

636-797-5380

**Mail (3) Three
 Complete Copies
 With Vendor And
 Bid Information As
 Shown In Sample:**

SAMPLE ENVELOPE

| | |
|-------------------------------|---|
| <i>VENDOR NAME</i> | Sunbelt Rentals, Inc. |
| <i>VENDOR ADDRESS</i> | 2341 Deerfield Drive, Fort Mill, SC 29715 |
| <i>CONTACT NUMBER</i> | DEPARTMENT OF THE COUNTY CLERK JEFFERSON COUNTY MISSOURI 729 MAPLE ST / PO BOX 100 HILLSBORO MO 63050-0100 |
| <i>SEALED BID: (BID NAME)</i> | Bid #17-0054 |

Contract Term:

**UPON APPROVAL OF THE
 COUNTY COUNCIL AND
 COUNTY EXECUTIVE**

The undersigned certifies that he/she has the authority to bind this company in an agreement/contract to supply the commodity or service in accordance with all terms, conditions, and pricing specified. This Bid, if accepted, will constitute an Agreement and Contract with Jefferson County, Missouri, upon approval of the County Council and County Executive. Prices are firm during this agreement term, unless agreed upon in writing by the County. The County has the option to renew this agreement at the same terms and conditions as the original agreement for one additional two-year term with the written consent of the successful Bidder. Price increases for renewals are not authorized unless approved in writing by the County.

**Vendor
 Information:**

| | |
|--|--|
| <u>Sunbelt Rentals, Inc.</u> | <u>Becky Casella</u> |
| Company Name | Authorized Agent (Print) |
| <u>2341 Deerfield Drive</u> | <u>Becky Casella</u> |
| Address | Signature |
| <u>Fort Mill, South Carolina 29715</u> | <u>Customer Contract Manager</u> |
| City/State/Zip Code | Title |
| <u>(800) 508-4762 / (803) 578-5136</u> | <u>July 14, 2017</u> <u>58-0415192</u> |
| Telephone # | Date Tax ID # |
| <u>contractteam@sunbeltrentals.com</u> | <u>(803) 578-6850</u> |
| E-mail | Fax # |

Please list any other rental equipment not specified above.

TERM OF CONTRACT

This contract will remain in effect for 24 months from the date of acceptance. The County of Jefferson reserves the right to renew this contract for an additional 24-month period at the same terms and conditions with the written consent of the successful bidders.

After 12 months in the original contract term, the bidders will be permitted to modify their prices for the remainder of that term. If the contract is renewed for a subsequent 24-month period, the bidders will be permitted to adjust prices again once 12 months have elapsed in the renewal period.

RATE SHEET PRICE

PRICING OFFERED

DISCOUNT

Available Equipment
Picked up at your yard:

See attached Rate Sheets

Quoted Rates

Delivery Charge to
5275 State Highway B, Hillsboro:

up to 40 miles - \$125 delivery / \$125 pickup
up to 65 miles - \$175 delivery / \$175 pickup

RATE SHEET PRICES WILL REMAIN IN EFFECT UNTIL October 1, 2017. New rate sheets will be furnished for prices after October 1, 2017.

If you cannot hold your price for one year, you will guarantee this price to remain in effect until:

August 31, 2019 (pricing firm for 2 year contract term)

(DATE YOUR PRICES EXPIRE)

In emergency, can we call you after regular hours? YES X NO

If yes, name party to call: 1. Leroy Fryer - cell: (618) 802-6901
2. Mark Althoff - cell: (314) 714-8246
3. Duane Smith - cell: (314) 422-7181
Telephone number: Toll Free: 800-NO-SWEAT (800-667-9328)

Local Service provided by: Sunbelt Rentals Branch #767
13084 Gravois Road, St. Louis, MO 63127
Phone: (636) 651-3757 / Fax: (636) 651-3856



Equipment Rental Solutions

Aerial Work Platforms

Atrium Lifts
Manlifts, Articulating
Manlifts, Single
Manlifts, Straight Boom
Manlifts, Towable
Scissor Lifts, Electric
Scissor Lifts, Rough Terrain

Air Compressors

Diesel Air Compressors
Electric Air Compressors
Gas Air Compressors
High-Pressure Air Compressors
Instrument Quality Air Compressors

Air Compressor Accessories

Air Hose, Air Manifolds
Aftercoolers/Dryers/Filters
Auxiliary Fuel Tanks

Air Conditioners

Industrial Air Conditioners
Portable Air Conditioners

Air Tools

Backfill Tampers
Chipping Hammers
Impact Wrenches
Industrial Air Tools
Nailers & Staplers
Paving Breakers
Post Drivers
Rivet Busters
Rock Drills

Backhoe Loaders

Backhoe Loaders
Compact Backhoe Loaders

Chain Hoists & Air Winches

Air Chain Hoists
Air Winches
Beam Trolleys & Clamps
Electric Chain Hoists
Gantry Cranes
Manual Chain Hoists, Lever Hoists

Compaction Equipment

Asphalt Rollers
Jumping Jack Tampers/Rammers
Trench Rollers, Walk-Behind
Vibratory Compactors, Ride-On
Vibratory Plate Compactors

Concrete/Masonry Equipment

Mixing & Placing Equipment
Concrete Buckets
Concrete Mixers
Georgia Push Buggies
Mortar Mixers, Multi-Use Mixers
Power Buggies
Rebar Cutters & Benders
Vibrators
Cutting & Drilling Equipment
Concrete Saws, Early Entry
Concrete Saws, Push-Type
Concrete Saws, Self-Propelled
Crack Chasers
Diamond & Abrasive Blades
Diamond Chain Saws
Diamond Core Drills & Bits
Gas Breakers
Hydraulic Splitters
Masonry & Tile Saws
Power Cutoff Saws
Concrete Finishing Equipment
Hand Finishing Tools
Power Trowels
Vibratory Screens
Surface Preparation Equipment
Chisel Scrapers, Hand-held
Concrete Ceiling Grinders
Concrete Floor Grinders
Concrete Planers (Scarifiers)
Dust Collector Vacuums

Grinder-Vacs

Scabblers, Air-Powered
Shot Blasters, Portable
Traffic Line Removers

Conveyors

Portable Conveyors
Sectional Conveyors

Cranes

Carry Deck Cranes
Portable Industrial Cranes

Dehumidifiers/Remediation Equipment

Air Movers, Carpet Dryers
Air Scrubbers, Portable
Containment Area Enclosures
Dehumidifiers, Large Desiccant
Dehumidifiers, Portable
Insulation Blowers
Insulation Vacuums
Negative Air Machines
Ozone Generators

Dozers & Crawler Loaders

Crawler Dozers
Crawler Loaders

Drain & Sewer

Cleaning/Inspection
Pipe & Drain Cleaners
Pipe Freezers
Video Pipe Inspectors

Electric Tools

Angle & Die Grinders
Demolition Hammers
Drills, Hand-Held & Magnetic
Drywall Screwdrivers
Heat Guns
Impact Wrenches
Rotary & Combination Hammers
Routers & Planers
Sanders
Saws
Shears

Excavators

Hydraulic Excavators
Mini-Excavators

Fans/Blowers/Ventilators

Confined Space Ventilators
Electric Floor Fans
Evaporative Cooling Fans
Hazardous Location Ventilators
Tank Fans
Venturi Air Horns

Floor & Carpet Care Equipment

Carpet Extractors
Carpet Tools
Flood Pumper Vacuum
Floor Buffers
Floor Sanders
Floor Scrubbers
Floor Strippers
Floor Sweepers
Flooring Tools
Hardwood Floor Nailers

Forklifts

Industrial Warehouse Forklifts
Shooting Boom Forklifts
Straight Mast RT Forklifts

Fuel Tanks

Auxiliary Fuel Tanks
Propane Tanks

Generators

Diesel Industrial Generators
Diesel Movie Set Generators
Diesel Towable Generators
Gas Portable Generators

Generator Accessories

Auxiliary Fuel Tanks
Distribution Panels
Fuseable Disconnect Switches
Power Cable
Remote Monitoring Systems
Resistive Load Banks
Step-Down Transformers

Transfer Switches

Heaters

Convection Heaters
Direct-Fired Heaters, Kerosene
Direct-Fired Heaters, Propane
Electric Heaters
Hydronic Ground Heaters
Indirect-Fired Heaters
Radiant & Infrared Heaters

Hydraulic Breakers/Demolition Attachments

Hydraulic Demolition Breakers
Hydraulic Plate Tampers

Hydraulic Cylinders & Pumps

Double-Acting Cylinders
Electric Pumps
Hand Pumps
Hydraulic Maintenance Sets
Pull Cylinders
Single-Acting Cylinders

Hydraulic Tools

Cutterheads
Flange Spreaders
Nut Splitters
Punches
Torque Wrenches, Hexagon Cassette
Torque Wrenches, Square Drive
Torque Wrench Pumps
"Wedgie" Spreaders

Industrial Vehicles

All-Terrain Vehicles
Electric Carts

Jacks

Engine Hoists & Stands
Hydraulic Bottle Jacks
Hydraulic Toe Jacks
Jack Stands
Railroad Jacks
Screw Jacks
Service & Transmission Jacks

Laser & Optical Levels

Ceiling & Drywall Lasers
Grade Rods & Tripods
Laser Grade Levels
Optical Levels
Pipe Lasers

Lawn & Landscape

Aerators
Backpack Sprayer
Bed Edger/Trenchers
Brush Cutters
Chain Saws
Dethatchers
Garden Tillers
Gas-Powered Drills
Hedge Trimmers
Hydroseeders
Lawn Mowers
Lawn Spreaders & Rollers
Lawn Vacuums
Leaf Blowers
Log Splitters
Metal Detectors
Overseeders
Pole Pruners
Post Hole Augers
Sod Cutters
Straw Blowers
Trimmers & Edgers
Wheelbarrows

Lighting Equipment

Balloon Lights
Hazardous Location Lighting
Light Stands, Portable
Light Towers, Diesel Towable
Wobble Lights

Material Handling Equipment

Appliance Trucks
Dockplates
Drywall Lifts & Carts

Forklift Attachments

Glass Suction Cups
Hand Trucks & Dollies
Loading Equipment
Pallet Trucks
Pipe Handling Equipment
Portable Material Lifts
Roller Skid Systems

Mechanical & Electrical Contractor Trade Tools

Cable Benders & Cutters
Cable Pullers & Feeders
Cable Reel Rollers & Stands
Chain Vise, Portable
Circuit Tracers
Conduit Benders
Conduit Racks
Crimping Tools
Hole Cutting Tools
Hydraulic Punch Drivers
Pipe Cutters
Pipe Threaders
Press Tools, Hand-held
PVC Heaters
Power Fish Systems
Roll Groovers
Siding Brakes
Wire Dispensers

Media Blasters

Dry Ice Blasters
Portable Abrasive Blasters
Soda Blasters

Paint Sprayers

Airless Sprayers
Fine Finish Sprayers
Line Strippers
Texture Sprayers
Wallpaper Steamers

Pile Driving Equipment

Concrete Pile Cutters
Diesel Pile Hammers
Hydraulic Power Units
Pile Driving Leads
Vibratory Driver/Extractors

Pressure Washers

Cold Water Pressure Washers
Hot Water Pressure Washers
Pressure Washer Accessories

Pumps

Air Diaphragm Pumps
Diesel Double Diaphragm Pumps
Diesel High Head Pumps
Diesel Trash Pumps
Electric Drive Trash Pumps
Electric Submersible Pumps
Gas Portable Pumps
Hydraulic Submersible Pumps
Hydrostatic Test Pumps
Wellpoint Pumps

Pump Accessories

Auto-Start Systems
Auxiliary Fuel Tanks
Bauer Pipe & Fittings
HDPE Pipe & Fittings
Hose & Fittings
Pipe Plugs
Road Ramps
Valves & Flanges

Scaffolding & Ladders

General-Purpose Scaffolding
Frame Scaffolding
Interior Adjustable Scaffolding
Ladders
Full-Service Scaffolding
Aluminum Stages
Frame Scaffolding
Mast Climbing Platforms
Suspended Platforms
Systems Scaffolding
Concrete Shoring

Skid-Steer Loaders

Compact Skid-Steer Loaders
Skid-Steer Loaders
Skid-Steer Track Loaders
Skid-Steer Attachments

Storage Containers

Large Storage Containers
Mobile Storage Boxes

Street Sweeper/Brooms

Street Sweepers
Angle Broom Attachments

Stump Grinders

Stump Grinders, Walk-Behind
Stump Grinders, Self-Propelled

Tractors & Landscape Loaders

Landscape Loaders
Tractor Attachments
Utility Tractors

Traffic Safety Equipment

Barricades & Warning Lights
Solar Arrow & Message Boards
Traffic Cones & Barrels
Traffic Control Signs

Trailers

Box Utility Trailers
Folding Ramp & Tilt Deck Trailers
Hydraulic Dump Trailers
Platform Lift Trailers
Water Trailers

Trench Shoring Equipment

Aluminum Lite-Shields
Bedding/Rock Boxes, Steel
Hydraulic Shoring Shields
Hydraulic Vertical Shores
Manhole Shields, Steel
Trench Boxes, Aluminum
Trench Boxes, Steel
Road Plates, Steel
Water Tap Boxes, Steel

Trenchers

Cable Locators
Ride-On Trenchers
Rock Saws
Vibratory Plows
Walk-Behind Trenchers

Trenchless Technology

Trenchless Boring Tools
Vacuum Evacuator Systems

Trucks

Boom Trucks
Dump Trucks
Water Trucks

Vacuums

Cleanroom & HEPA Vacuums
Hazardous Material Vacuums
Wet/Dry Vacuums

Welding & Plasma Cutting Equipment

Engine-Driven Welders
Inverter Welders
MIG Welders
Multi-Operator Welders
Multiprocess Welders
Pipe & Fabrication Stands
Pipe Bevelers
Plasma Cutters
Rod Ovens
TIG Welders
Wire Feeders, Portable
Wheel Loaders
Compact Wheel Loaders
Wheel Loaders

Wood & Brush Chippers

Diesel Chippers
Gas Chippers

sunbeltrentals.com

1-800 No Sweat® (667-9328)

©2013 Sunbelt Rentals, Inc.

PUMP & POWER SERVICES


Sunbelt Rentals Pump & Power Services provides innovative solutions for a wide range of equipment needs including generators, pumps, compressed air, temperature control, dehumidification, and trench safety.

Sunbelt's custom designed, state-of-the-art equipment provides efficient, dependable performance and quiet, environmentally friendly operation. In addition, our highly trained specialists and technicians have the knowledge and experience to respond quickly to customer needs and provide an effective rental solution for any application, no matter how challenging. We offer 24/7 emergency service that is second to none.



800-736-2504 available 24/7

www.sunbeltrentals.com



Power Generation

Sunbelt's power generation equipment ranges from 20 kW to 1500 kW, with custom features to meet specific customer requirements such as ultra-quiet operation and extended periods of continuous running. We also offer a wide range of generator accessories including transformers, load banks, distribution panels, and cable needed to complete custom installations.

- Generators: 20 kW to 1500 kW
- Generator Accessories: Transformers, Distribution Panels, Transfer Switches
- Load Banks from 100 kW to 1250 kW
- 500 & 1400 AMP Movie Units



Pumps

Sunbelt's extensive pump fleet includes diesel and electric driven trash pumps from 3" to 24", with flow rates up to 16,000 gpm and heads up to 360'. We also offer a wide selection of specialized pumps including air diaphragm, well-point, electric submersible, hydraulic submersible, double diaphragm, and sound attenuated.

- 3" to 24" Diesel Trash Pumps
- 4" to 18" Quiet Flow™ Sound Attenuated Pumps
- Electric/Hydraulic Submersibles
- High Head/Stainless Steel Pumps
- Double Diaphragm Pumps
- HDPE Pipe, Fittings & Pipe Plugs
- Pump Specialist Design and Install



Air Compressors

A wide range of diesel and electric air compressors are offered including standard, high-pressure, and instrument-quality models. We also offer an extensive line of air treatment equipment to meet the needs of any application—from construction to industrial to food preparation.


- Diesel Air Compressors
- Electric Air Compressors
- High Pressure Air Treatment Instrument-quality



Temperature Control

Sunbelt provides temperature control solutions for any application including special events, industrial shutdowns, and construction. We offer air conditioners from 1 to 40 ton, portable heaters up to 2 million btu, ducting and accessories, plus years of professional design and installation experience.


- Air Conditioners 1 to 40 Ton
- Electric Heaters to 150 kW
- Indirect Fired Heaters to 2 Million BTU
- Duct & Accessories



Desiccant Dehumidifiers

We also offer large desiccant dehumidifiers from 600 to 15,000 cfm including electric, gas, and combination models. This equipment is ideal for large dehumidification applications such as water damage restoration and industrial condensation prevention.

- 600 cfm to 15,000 cfm Electric/Natural
- Gas/Propane Duct & Accessories
- Auxiliary Fuel Tanks 250 Gallon to 2300 Gallon



Trench Shoring

Our extensive trench shoring equipment includes steel and aluminum trench boxes, steel manhole and bedding boxes, hydraulic shoring shields, hydraulic vertical shores, aluminum Lite-Shields™ and steel road plates. Our shoring professionals are experienced in pit-box configurations and slide rail systems.

- Trench boxes, Steel and Aluminum
- Hydraulic Shoring Shields
- Hydraulic Vertical Shores
- Steel Manhole Shields
- Steel Bedding/Rock Boxes
- Steel Road Plates

Visit us online to view the full range of equipment offered by Sunbelt Rentals or request a print catalog.



Sunbelt Rentals Specialty Divisions and Services

Designed to serve distinct customer segments requiring a high level of technical expertise, Sunbelt Rentals offer a highly diversified product mix, as well as trained experts. These services include:

- Climate Control Services: an immense inventory of portable, cart, skid and trailer-mounted air conditioners including MovinCool® spot coolers and large mobile air conditioners.
- Industrial Services: provides specialty tools, customized tool packages and on-site equipment management for any industrial application
- Tools & Equipment: an extensive variety of tools and equipment from aerial work platforms, hydraulic tools, and lawn and landscape equipment to compaction, concrete and earthmoving equipment
- Pump & Power Services: our trained specialists and technicians have the expertise required to outfit you with the Pump & Power solutions you need from generators and air compressors to desiccant dehumidifiers and AC units to trench shoring and road plates
- Scaffold Services: we offer comprehensive solutions that include design, erection and dismantling services, no matter the size of your project
- Remediation and Restoration: our disaster response trailers, equipped with air movers and portable dehumidifiers assist Sunbelt to offer our customers 24/7 emergency response to help quickly mitigate damage and large loss
- Flooring solutions: Flooring Solutions offers a higher level of expertise and service for all Floor Care maintenance through the Sunbelt Rentals Flooring Solutions division. We are the single largest provider of rental equipment to maintain indoor and outdoor surfaces.
- Facilities Maintenance: we offer a full-line of equipment for all your indoor and outdoor facility maintenance projects. From aerial work platforms to access hard-to-reach areas to landscaping equipment, we have the right equipment rental solution for you.

Account Management Made Easy



WELCOME! COMMAND CENTER IS A KEY COMPONENT OF SUNBELTRENTALS.COM AND IS DESIGNED TO ALLOW YOU TO EFFICIENTLY MANAGE ALL YOUR EQUIPMENT RENTALS. THE FOLLOWING PROVIDES A BRIEF EXPLANATION OF SOME OF THE FEATURES AND TOOLS AVAILABLE.

Quick Rent

Quickly find assets that you have rented in the past or have selected as a favorite, and easily add them to your rental cart.

Frequent Orders—these are the items that were most frequently ordered over the past 12 months, ranked in order from most to least.

Recent Orders—these are the items that have most recently been ordered. They are grouped to make it easy to find associated rentals items.

Favorite Items—this is where favorite items will be stored, personalized to the individual user.

Jobs & Equipment

View all your job sites at once and manage the details of each with the Jobs & Equipment feature.

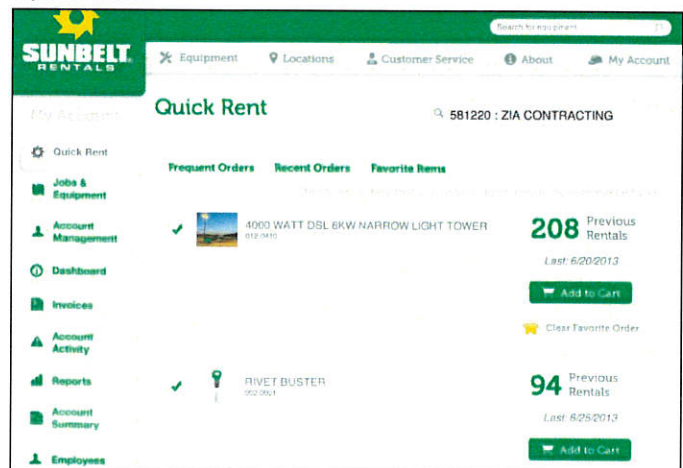
Manage Job Sites—add or maintain active or inactive job sites in Command Center. Update purchase order numbers, contact and address information and provide delivery instructions and comments. The map displays your current job sites as orange icons. Navigate over the icon to see detailed information about that job site, including the equipment on rent.

Manage Equipment—select equipment from any job site and/or contract to extend the rental or request pickups. You can also extend the rental dates for any contract or equipment on rent.

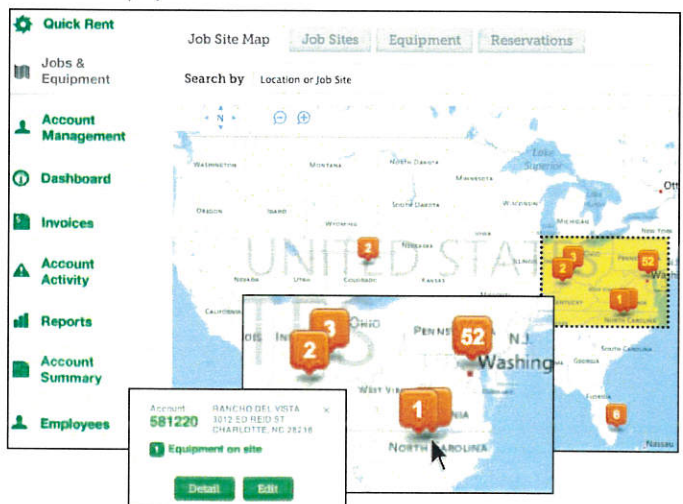
Request a Service Call—make request by selecting from current job sites and/or equipment on rent.

Make a Payment—select from current invoices and pay online via ACH or credit card.

Quick Rent



Jobs & Equipment



We are continually working to improve your digital experience. If you have feedback or suggestions, please do not hesitate to contact e-service@sunbeltrentals.com.

FL-WEBPORTAL 0116R

sunbeltrentals.com
1-800 No Sweat®
(667-9328)

Account Management Made Easy



Reports

Create, view, schedule and save customized reports to meet your needs. Five standard reports have been designed, each fully functional and customizable:

- **Equipment On Rent**
- **Invoice History**
- **Payment History**
- **Rental History**
- **Invoice History Detail**

Start by selecting the specific report you want to view or modify. You can immediately view your report or choose to customize. The report wizard will prompt you through the choices for column assignments, sorting, filters and the report summary. Once you have personalized the report, you may save it to be used again and again.

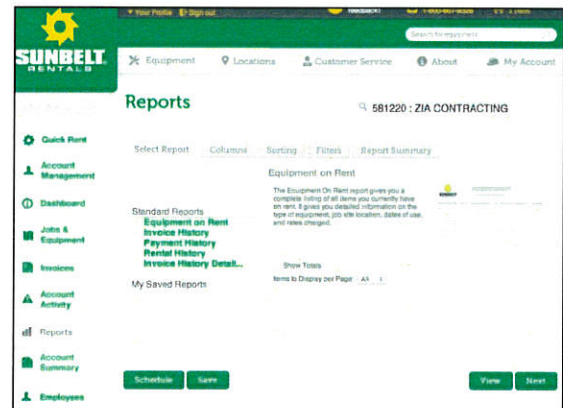
Report Scheduler

The Report Scheduler allows you to automate the delivery of your reports. Pick the report, your recipients and the frequency, then sit back and wait. Command Center will automatically deliver information vital for conducting your business.

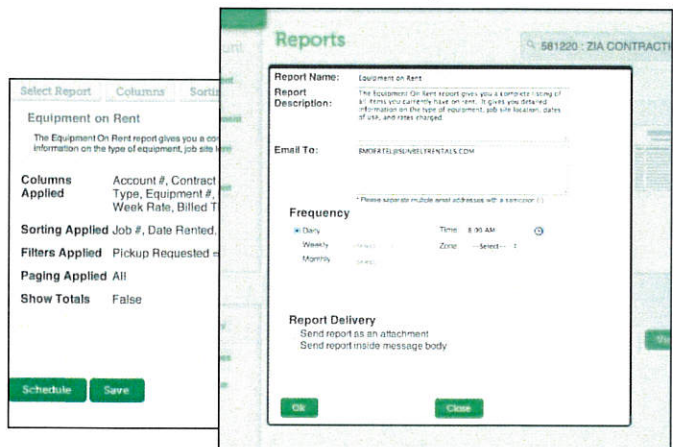
Alert Set-up/Management

There are 23 alert types on your account, including equipment on rent, invoice aging, number of billings on a purchase order and when delivery/pick-up has occurred at your job site. Alerts occur in real time and arrive via email or text message.

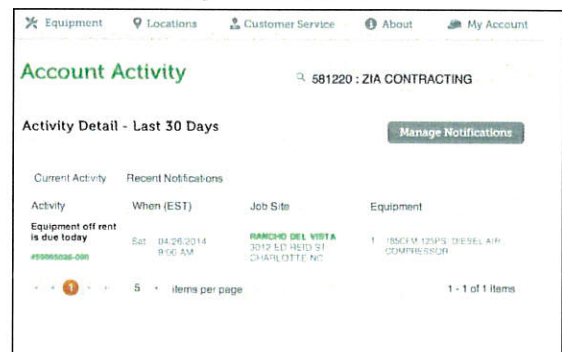
Reports



Report Scheduling



Alert Scheduling/Maintenance



We are continually working to improve your digital experience. If you have feedback or suggestions, please do not hesitate to contact e-service@sunbeltrentals.com.

FL-WEBPORTAL 0116R

sunbeltrentals.com
1-800 No Sweat®
(667-9328)

THE "NO SWEAT" GUARANTEE.®



Satisfaction



On-Time Delivery




Service



Availability



After-Hours Response



Please visit a Sunbelt Rentals location for the complete list of guaranteed stocked items.

The "No Sweat" Guarantee and 1-800 No Sweat are service marks of Sunbelt Rentals, Inc.
2012 Sunbelt Rentals, Inc.
NSGB 05/12R


THE "NO SWEAT" GUARANTEE.®



SUNBELT
RENTALS

1-800 No Sweat (667-9328)

sunbeltrentals.com



sunbeltrentals.com

1-800 No Sweat (667-9328)

**THE "NO SWEAT"
GUARANTEE**



**SUNBELT[®]
RENTALS**

Satisfaction

We supply the right equipment, on time, serviced and ready to do the job at hand, or the rental that day is free.

Our people are trained to ask key application questions to recommend the best equipment for your job. We are also committed to providing reliable equipment on a schedule you can depend on, backed up by the best service in the industry.

On-Time Delivery

We deliver within 45 minutes of the quoted delivery time, or the rental that day is free.

Our commitment is simple. Identify your equipment scheduling requirements, allocate the delivery resources to fulfill your needs, manage our delivery service to your expectations in order to keep your project on track.

Service

We repair or replace down equipment within four hours of the call for service, or the rental that day is free.

We recognize that down equipment affects the performance of your project, costing you both time and money. We are committed to correcting an equipment service problem promptly in order to keep your crew productive.

Availability


If you visit a Sunbelt Rentals location to rent a guaranteed stocked item that is unavailable, we will provide free delivery from another location directly to your job site.

We are committed to providing core rental equipment on demand. Call ahead to reserve or drop in unannounced and we will take care of you on the spot—or we will source and deliver the equipment to your job.

After-Hours Response

Quick response for emergency after-hours delivery or service calls is important. A local operational representative will respond to your after-hours call within one hour or one day's rental is free.

We recognize that when you need after-hours delivery or service, timely response is critical. Our goal is for customers calling after hours to receive a response from a local, operational Sunbelt representative within one hour, 100% of the time.





INCLUDES
Rental **PROTECTION** Plan
NO ADDITIONAL COST!



Sunbelt Rentals is breaking ground on a new, more convenient way to rent the small tools and equipment you use on a daily basis. With ToolFlex, you can rent tool and equipment packs that fit the needs of any job.

FLEXIBILITY MADE EASY.

1

BUILD IT.

Begin building your pack with 3 tools (minimum) selected from an extensive list of hundreds of items.

2

CUSTOMIZE IT.

Additional tools can be added to your pack at any time. Don't need a tool? Simply return it and remove it from your pack.

3

RENT IT.

Take your custom pack with you and use it for one great package price. Minimum 4 week period.

4

EXCHANGE IT.

Exchange items within your pack at any time at any Sunbelt Rentals General Tool location.



By having the option of switching out the equipment within a pack whenever you want, ToolFlex makes your life easy. Just imagine, you pick up two cutoff saws and a demo hammer at a Sunbelt Rentals location. While on the job, you determine you only need one cutoff saw but you also need a pressure washer. With ToolFlex, you simply go to any Sunbelt Rentals location, walk in and exchange the saw for the washer, then off you go.



AIR COMPRESSORS AND AIR TOOLS

Air Compressor, 5-20 CFM, Electric/Gas
Air Hammer, 15-90 lbs
Air Rock Drill, 35-50 lbs
Air Impact Wrench, 1/2"-3/4"
Air Needle Scaler
Air Post Driver
Air Tamper
Rivet Buster



COMPACTION

Jumping Jack Tamper 115-175 lbs Class
Plate Tamper, 140 lbs Class, 14" Wide
Plate Tamper, 200 lbs Class, 19.5" Wide



CONCRETE AND MASONRY

Brick Saw, 14" Electric/Gas
Concrete Dust Vacuum
Concrete Edger, Electric
Concrete Grinder, Single Disc Electric
Concrete Grinder, Dual Disc Electric/Gas
Concrete Vibrator, 1-3 HP
Core Drill Hand Held, 2-3 Speed
Core Drill Rig, 20 AMP 2-4 Speed
Cutoff Saw, 14"-16" Electric/Gas
Floor Saw, 14"-18" Gas
Grinder Hand Held 7" With Vacuum
Handheld Die Grinder
Portable Coatings Mixer, Electric
Portable Wheelbarrow Mixer, Electric
Rail Tile Saw, 10" Electric
Rebar Bender, Electric
Rebar Cutter, Electric
Tile Saw, 8"-10" Electric
Tow-behind Mortar Mixer, 6-9 CU FT, Gas
Tow-behind Concrete Mixer, 6-9 CU FT, Gas
Vacuum Dust Extractor 120V 120-200 CFM
Walk Behind Concrete Power Trowel, 36"-48"



ELECTRICAL AND MECHANICAL TOOLS

Greenlee 555 Conduit Bender, 1/2"-2"
Greenlee 855/854 Conduit Bender, 1/2"-2"
Greenlee 1800 Conduit Bender, 1/2"-1"
Ridgid 300 Threader, 1/2"-2"
Ridgid 535 Threader, 1/2"-2"
Ridgid 700 Threader, 1/2"-2"
Ridgid 450/460 Pipe Tri-Stand



FACILITY MAINTENANCE

Floor Buffer, 13"-17" Electric
Floor Stripper, 100 lbs Electric
Hard Wood Floor Drum Sander
Hard Wood Floor Edger
High Speed Floor Burnisher, 20" Electric



GENERAL CONSTRUCTION TOOLS

1000 Watt Tripod Light Stand, 115V
2000 Watt Portable Light Cart, 115V
Band Saw
Ceiling Laser Level 600-2,000R
Chainsaw
Compound Miter Saw
Cordless Drill
Circular Saw 16"
Demolition Hammer, 12-65 lbs
Drill, 1/2"
Drywall Sander
Electric Impact, 1/2"-3/4"
Grinder, 7"-9"
Handheld Die Grinder
High Volume Fan 115V 24"-48"
Laser Grade Level
Manhole Blower 115V, Electric
Manhole Blower, Gas
Magnetic Drill, 1/8"-2"
Metal Chop Saw, 14"
Pedestal Fan 115V
Pressure Washer, 2,000-4,000 PSI, Cold Water, Gas
Right Angle Drill
Sawsall
Transit Level
Rotary Combination Hammer, 3/16"-6"
Wet/Dry Shop Vacuum



GENERATORS

2,500 Watt Generator
3,600 Watt Generator
5,000 Watt Generator
6,500 Watt Generator



LADDERS

Extension Ladder, 16'-40"
Multi Purpose Ladder
Step Ladder, 6'-16'



LAWN AND GARDEN

Backpack Blower
Backpack Sprayer
Brush Cutter
Chain Saw 16"-24"
Chain Saw, Electric
Dethatcher
Fertilizer Spreader Push
Hand Held Blower
Hand Held Power Broom
Hedge Pole Trimmer
Hedge Trimmer
Hedge Trimmer, Gas
High Weed Mower
Landscape Bed Edger
Lawn Edger
Lawn Edger Push Type
Lawn Overseeder
Lawn Overseeder / Dethatcher Self Prop
Lawn Vac
Log Splitter
Mower
Post Hole Auger 1 Man 1.6 HP - 5.5 HP
Post Hole Auger 2 Man 5.5 HP
Powered Pole Pruner
Push Blower
String Trimmer
Sod Cutter 18"
Tiller 1.5 HP - 5 HP
9 HP Hyd Rear Tine Tiller
13 HP Hyd Rear Tine Tiller
Rear Tine Tiller
Trencher/Cable Installer 4"
Trimmer, Electric
Walk Behind Brush Cutter



MATERIAL HANDLING

Duct/Material Jack, 10'-24'
Drywall Cart
Drywall Lift, 9'-16'
Pallet Truck
Pallet Truck, Narrow
Trash Cart
Trash Hopper Attachment For Forklift



PUMPS

3/4" Submersible Pump
2" Submersible Dewatering Pump, 1/2-1HP
3" Submersible Dewatering Pump 115V
2" Submersible Trash Pump, 1/2-1HP
2" Submersible Pump, 1/2HP Auto Float
Submersible Pump, Floor Level Intake
2"-3" Centrifugal Pump
2"-3" Gas Trash Pump
2"-3" Gas Diaphragm Pump

Rates are subject to change. Ask your local Sales Representative about ToolFlex today.

FL-TF ALL printed 0716



JEFFERSON COUNTY
Single Shift Rental Rates
Rates Effective thru 08/01/2018

Transportation rates below

| <i>CAT</i> | <i>CLASS</i> | <i>DESCRIPTION</i> | <i>DAY</i> | <i>WEEK</i> | <i>4-WEEK</i> |
|---|--------------|-------------------------------------|------------|-------------|---------------|
| AERIAL WORK PLATFORMS, SCAFFOLDING AND LADDERS | | | | | |
| ELECTRIC SCISSORLIFTS | | | | | |
| 7 | 5 | 14-17' ELECT SCISSORLIFT | \$95.73 | \$210.60 | \$458.49 |
| 7 | 8 | 20' ELECT SCISSORLIFT | \$98.75 | \$215.64 | \$474.61 |
| 7 | 10 | 25-26' ELECT SCISSORLIFT 46" WIDE | \$135.03 | \$277.11 | \$613.67 |
| 7 | 11 | 25-26' ELECT SCISSOR NARROW | \$135.03 | \$277.11 | \$613.67 |
| 7 | 14 | 30-33' ELECTRIC SCISSOR WIDE SRT | \$147.12 | \$366.79 | \$858.54 |
| 7 | 15 | 37-40' ELECT SCISSOR WIDE SRT | \$167.27 | \$457.48 | \$1,136.65 |
| 7 | 25 | 19' ELECT SCISSORLIFT | \$98.75 | \$215.64 | \$474.61 |
| 7 | 28 | 30-33' ELECTRIC SCISSOR | \$147.12 | \$366.79 | \$858.54 |
| 7 | 29 | 30-33' ELECTRIC SCISSOR NARROW | \$151.15 | \$359.74 | \$842.41 |
| MANLIFT ARTICULATING | | | | | |
| 58 | 45 | 34' TOWABLE ART MANLIFT | \$144.10 | \$395.01 | \$1,171.92 |
| 58 | 49 | 50' TOWABLE ART MANLIFT | \$217.66 | \$575.38 | \$1,682.81 |
| 58 | 200 | 20' ART ELECTRIC MANLIFT | \$146.11 | \$394.00 | \$1,087.28 |
| 58 | 300 | 30' ART ELECT MANLIFT NARROW JIB | \$192.47 | \$521.97 | \$1,439.96 |
| 58 | 301 | 30' ART ELEC MANLIFT NARROW ROTAJIB | \$192.47 | \$521.97 | \$1,439.96 |
| 58 | 315 | 34-35' ART ELECT MANLIFT | \$192.47 | \$521.97 | \$1,439.96 |
| 58 | 318 | 34-35' ART MANLIFT ELECT NARROW | \$192.47 | \$521.97 | \$1,439.96 |
| 58 | 343 | 34' ART MANLIFT | \$184.40 | \$490.74 | \$1,381.52 |
| 58 | 432 | 40' ART ELECT MANLIFT | \$210.60 | \$638.86 | \$1,547.78 |
| 58 | 433 | 40' ART ELECT MANLIFT STD W/JIB | \$210.60 | \$638.86 | \$1,547.78 |

| | | |
|---|--|--|
| Confidential & Proprietary Corp Link # 518845 Rates Applicable to: Central Plains District | *Transportation: | Shift Rate Schedule applies to hour metered machines. |
| | up to 40 miles - \$125 delivery / \$125 pickup | Single shift = 0-8 hours; Double Shift = 9-16 hours(Rate X 1.5); |
| | up to 65 miles - \$175 delivery / \$175 pickup | Triple Shift = 17-24 hours(Rate X 2). |

The rental rates provided herein are valid for the contiguous US only and do not include transactions that occur in Hawaii, Alaska, Puerto Rico, or internationally. Any transactions occurring in Hawaii, Alaska, Puerto Rico, or internationally will occur at the market rate of the location from which the rental occurs.



JEFFERSON COUNTY
Single Shift Rental Rates
Rates Effective thru 08/01/2018

Transportation rates below

| CAT | CLASS | DESCRIPTION | DAY | WEEK | 4-WEEK |
|---|--------------|----------------------------------|------------|-------------|---------------|
| AERIAL WORK PLATFORMS, SCAFFOLDING AND LADDERS | | | | | |
| MANLIFT ARTICULATING | | | | | |
| 58 | 434 | 40' ART ELECT MANLIFT NARROW | \$210.60 | \$638.86 | \$1,547.78 |
| 58 | 435 | 40' ART ELECT MANLIFT NARROW JIB | \$210.60 | \$638.86 | \$1,547.78 |
| 58 | 440 | 45' ART ELECT MANLIFT JIB | \$224.71 | \$638.86 | \$1,678.78 |
| 58 | 445 | 45' ART ELECT MANLIFT | \$224.71 | \$638.86 | \$1,678.78 |
| 58 | 455 | 45' ART MANLIFT | \$227.73 | \$608.63 | \$1,613.28 |
| 58 | 457 | 45' ART MANLIFT W/JIB | \$227.73 | \$608.63 | \$1,613.28 |
| 58 | 605 | 60' ART MANLIFT | \$390.98 | \$1,085.26 | \$2,906.12 |
| 58 | 607 | 60' ART MANLIFT W/JIB | \$390.98 | \$1,085.26 | \$2,906.12 |
| 58 | 802 | 80' ART MANLIFT | \$597.55 | \$1,630.41 | \$4,348.10 |
| 58 | 803 | 80' ART MANLIFT W/JIB | \$597.55 | \$1,630.41 | \$4,348.10 |
| 58 | 870 | 125' ART MANLIFT | \$1,650.56 | \$4,220.12 | \$9,700.00 |
| MANLIFT STRAIGHT BOOM | | | | | |
| 58 | 424 | 40' STR MANLIFT | \$208.59 | \$563.29 | \$1,497.40 |
| 58 | 426 | 40' STR MANLIFT W/JIB | \$208.59 | \$563.29 | \$1,497.40 |
| 58 | 609 | 60' STR ELEC MANLIFT | \$390.98 | \$1,085.26 | \$2,906.12 |
| 58 | 610 | 60' STR ELEC MANLIFT W/GEN | \$390.98 | \$1,085.26 | \$2,906.12 |
| 58 | 624 | 60' STR MANLIFT | \$390.98 | \$1,085.26 | \$2,906.12 |
| 58 | 626 | 60' STR MANLIFT W/JIB | \$390.98 | \$1,085.26 | \$2,906.12 |
| 58 | 628 | 60' STR MANLIFT TRACK | \$390.98 | \$1,085.26 | \$2,906.12 |
| 58 | 822 | 80' STR MANLIFT | \$597.55 | \$1,630.41 | \$4,348.10 |

Confidential & Proprietary
Corp Link # 518845

Rates Applicable to: Central Plains District

***Transportation:**

up to 40 miles - \$125 delivery / \$125 pickup
up to 65 miles - \$175 delivery / \$175 pickup

Shift Rate Schedule applies to hour metered machines.

Single shift = 0-8 hours; Double Shift = 9-16 hours(Rate X 1.5);

Triple Shift = 17-24 hours(Rate X 2).

The rental rates provided herein are valid for the contiguous US only and do not include transactions that occur in Hawaii, Alaska, Puerto Rico, or internationally. Any transactions occurring in Hawaii, Alaska, Puerto Rico, or internationally will occur at the market rate of the location from which the rental occurs.



JEFFERSON COUNTY
Single Shift Rental Rates
Rates Effective thru 08/01/2018

Transportation rates below

| CAT | CLASS | DESCRIPTION | DAY | WEEK | 4-WEEK |
|---|--------------|--|------------|-------------|---------------|
| AERIAL WORK PLATFORMS, SCAFFOLDING AND LADDERS | | | | | |
| MANLIFT STRAIGHT BOOM | | | | | |
| 58 | 823 | 80' STR MANLIFT W/JIB | \$597.55 | \$1,630.41 | \$4,348.10 |
| 58 | 850 | 120' STR MANLIFT | \$987.52 | \$2,756.99 | \$7,546.44 |
| 58 | 855 | 120' STR MANLIFT W/JIB | \$987.52 | \$2,791.25 | \$7,661.32 |
| 58 | 865 | 135' STR MANLIFT | \$1,474.22 | \$4,015.57 | \$9,500.00 |
| MATERIAL HOIST ACCESSORIES | | | | | |
| 72 | 565 | HH 500 GRD HOIST GAS 500# MATERIAL HOIST | \$58.44 | \$154.17 | \$437.33 |
| ONE MAN DRIVABLE | | | | | |
| 7 | 30 | 20' SINGLE MANLIFT S/P | \$83.64 | \$224.71 | \$598.56 |
| 7 | 39 | 12' SINGLE MANLIFT S/P | \$74.57 | \$194.48 | \$537.09 |
| ONE MAN PUSH AROUNDS | | | | | |
| 7 | 1 | 15' SINGLE MANLIFT PUSH-TYPE | \$54.41 | \$137.04 | \$376.87 |
| 7 | 2 | 24' SINGLE MANLIFT PUSH-TYPE | \$72.55 | \$195.49 | \$548.17 |
| 7 | 3 | 30' SINGLE MANLIFT PUSH-TYPE | \$93.71 | \$260.99 | \$732.58 |
| 7 | 4 | 36' SINGLE MANLIFT PUSH-TYPE | \$115.88 | \$305.32 | \$842.41 |
| 7 | 31 | 20' SINGLE MANLIFT PUSH-TYPE | \$75.58 | \$199.52 | \$537.09 |
| 7 | 32 | 20' SINGLE MANLIFT IWP | \$74.57 | \$196.50 | \$540.11 |
| 7 | 35 | 40' SINGLE MANLIFT PUSH-TYPE | \$138.05 | \$346.64 | \$984.49 |
| 7 | 36 | 25' SINGLE MANLIFT IWP | \$73.56 | \$195.49 | \$540.11 |
| 7 | 37 | 30' SINGLE MANLIFT IWP | \$96.74 | \$257.96 | \$716.45 |

RT SCISSOR

| | | |
|---|--|--|
| Confidential & Proprietary Corp Link # 518845 Rates Applicable to: Central Plains District | *Transportation: | Shift Rate Schedule applies to hour metered machines. |
| | up to 40 miles - \$125 delivery / \$125 pickup | Single shift = 0-8 hours; Double Shift = 9-16 hours(Rate X 1.5); |
| | up to 65 miles - \$175 delivery / \$175 pickup | Triple Shift = 17-24 hours(Rate X 2). |

The rental rates provided herein are valid for the contiguous US only and do not include transactions that occur in Hawaii, Alaska, Puerto Rico, or internationally. Any transactions occurring in Hawaii, Alaska, Puerto Rico, or internationally will occur at the market rate of the location from which the rental occurs.



JEFFERSON COUNTY
Single Shift Rental Rates
Rates Effective thru 08/01/2018

Transportation rates below

| <i>CAT</i> | <i>CLASS</i> | <i>DESCRIPTION</i> | <i>DAY</i> | <i>WEEK</i> | <i>4-WEEK</i> |
|------------|--------------|--------------------|------------|-------------|---------------|
|------------|--------------|--------------------|------------|-------------|---------------|

AERIAL WORK PLATFORMS, SCAFFOLDING AND LADDERS

RT SCISSOR

| | | | | | |
|---|-----|-------------------|----------|----------|------------|
| 7 | 253 | 25-27' RT SCISSOR | \$121.93 | \$323.46 | \$829.31 |
| 7 | 303 | 30-35' RT SCISSOR | \$149.14 | \$404.08 | \$1,018.75 |
| 7 | 403 | 40' RT SCISSOR | \$192.47 | \$513.91 | \$1,328.11 |
| 7 | 503 | 50' RT SCISSOR | \$261.99 | \$697.31 | \$1,859.15 |

STRADDLE ADAPTER

| | | | | | |
|---|----|------------------|---------|---------|----------|
| 7 | 50 | STRADDLE ADAPTOR | \$42.32 | \$98.75 | \$279.12 |
|---|----|------------------|---------|---------|----------|

AIR COMPRESSORS AND AIR TOOLS

AIR COMPRESSORS

| | | | | | |
|---|----|-------------------------------------|----------|----------|------------|
| 1 | 10 | 90CFM 125PSI DIESEL AIR COMPRESSOR | \$72.55 | \$222.70 | \$541.12 |
| 1 | 30 | 185CFM 125PSI DIESEL AIR COMPRESSOR | \$72.55 | \$222.70 | \$541.12 |
| 1 | 45 | 200-250CFM DIESEL AIR COMPRESSOR | \$96.74 | \$352.68 | \$930.08 |
| 1 | 50 | 375CFM 125PSI DIESEL AIR COMPRESSOR | \$160.22 | \$445.39 | \$1,201.14 |
| 1 | 60 | 375CFM 150PSI DIESEL AIR COMPRESSOR | \$160.22 | \$445.39 | \$1,201.14 |
| 1 | 80 | 600CFM 100PSI DIESEL AIR COMPRESSOR | \$236.80 | \$616.69 | \$1,799.70 |
| 1 | 85 | 750CFM 125PSI DIESEL AIR COMPRESSOR | \$316.41 | \$816.21 | \$2,345.86 |
| 1 | 90 | 750CFM 150PSI DSL AIR COMPRESSOR | \$316.41 | \$816.21 | \$2,345.86 |
| 3 | 10 | 5 CFM AIR COMPRESSOR ELECTRIC | \$25.19 | \$67.51 | \$187.43 |
| 3 | 15 | 5 CFM AIR COMPRESSOR GAS | \$25.19 | \$71.54 | \$196.50 |
| 3 | 20 | 7 CFM AIR COMPRESSOR ELECTRIC | \$29.22 | \$78.60 | \$219.67 |
| 3 | 25 | 8 CFM AIR COMPRESSOR GAS | \$34.26 | \$91.70 | \$258.97 |

| | | |
|---|--|--|
| Confidential & Proprietary Corp Link # 518845 Rates Applicable to: Central Plains District | *Transportation: | Shift Rate Schedule applies to hour metered machines. |
| | up to 40 miles - \$125 delivery / \$125 pickup | Single shift = 0-8 hours; Double Shift = 9-16 hours(Rate X 1.5); |
| | up to 65 miles - \$175 delivery / \$175 pickup | Triple Shift = 17-24 hours(Rate X 2). |

The rental rates provided herein are valid for the contiguous US only and do not include transactions that occur in Hawaii, Alaska, Puerto Rico, or internationally. Any transactions occurring in Hawaii, Alaska, Puerto Rico, or internationally will occur at the market rate of the location from which the rental occurs.



JEFFERSON COUNTY
Single Shift Rental Rates
Rates Effective thru 08/01/2018

Transportation rates below

| <i>CAT</i> | <i>CLASS</i> | <i>DESCRIPTION</i> | <i>DAY</i> | <i>WEEK</i> | <i>4-WEEK</i> |
|--------------------------------------|--------------|---------------------------|------------|-------------|---------------|
| AIR COMPRESSORS AND AIR TOOLS | | | | | |
| AIR COMPRESSORS | | | | | |
| 3 | 35 | 14 CFM AIR COMPRESSOR GAS | \$41.31 | \$108.83 | \$306.33 |
| 3 | 45 | 20 CFM AIR COMPRESSOR GAS | \$42.32 | \$111.85 | \$312.38 |
| AIR IMPACT WRENCHES | | | | | |
| 2 | 40 | 1/2" AIR IMPACT | \$20.15 | \$56.43 | \$155.18 |
| 2 | 45 | 3/4" AIR IMPACT | \$29.22 | \$80.61 | \$225.72 |
| 2 | 49 | 1-1/2" AIR IMPACT | \$58.44 | \$157.20 | \$439.34 |
| 2 | 50 | 1" AIR IMPACT - D HANDLE | \$38.29 | \$103.79 | \$292.22 |
| AIR NAILERS & STAPLERS | | | | | |
| 2 | 155 | FRAMING NAILER | \$19.15 | \$54.41 | \$151.15 |
| 2 | 180 | AIR POWERED FLOOR NAILER | \$19.15 | \$54.41 | \$152.16 |
| AIR TOOLS - DEMOLITION | | | | | |
| 2 | 1 | RIVET BUSTER | \$33.25 | \$89.68 | \$246.88 |
| 2 | 5 | 15 LB AIR HAMMER | \$19.15 | \$54.41 | \$148.13 |
| 2 | 10 | 20 LB AIR HAMMER | \$19.15 | \$52.40 | \$147.12 |
| 2 | 15 | 35 LB AIR HAMMER | \$20.15 | \$55.42 | \$153.17 |
| 2 | 20 | 65 LB AIR HAMMER | \$25.19 | \$71.54 | \$194.48 |
| 2 | 25 | 90 LB AIR HAMMER | \$25.19 | \$72.55 | \$196.50 |
| 2 | 28 | 9LB AIR ROCK DRILL | \$34.26 | \$95.73 | \$263.00 |
| 2 | 30 | 50LB AIR ROCK DRILL | \$36.28 | \$103.79 | \$286.18 |
| 2 | 31 | 35LB AIR ROCK DRILL | \$35.27 | \$97.74 | \$269.05 |

| | | |
|---|--|--|
| Confidential & Proprietary Corp Link # 518845 Rates Applicable to: Central Plains District | *Transportation: | Shift Rate Schedule applies to hour metered machines. |
| | up to 40 miles - \$125 delivery / \$125 pickup | Single shift = 0-8 hours; Double Shift = 9-16 hours(Rate X 1.5); |
| | up to 65 miles - \$175 delivery / \$175 pickup | Triple Shift = 17-24 hours(Rate X 2). |

The rental rates provided herein are valid for the contiguous US only and do not include transactions that occur in Hawaii, Alaska, Puerto Rico, or internationally. Any transactions occurring in Hawaii, Alaska, Puerto Rico, or internationally will occur at the market rate of the location from which the rental occurs.



JEFFERSON COUNTY
Single Shift Rental Rates
Rates Effective thru 08/01/2018

Transportation rates below

| <i>CAT CLASS</i> | <i>DESCRIPTION</i> | <i>DAY</i> | <i>WEEK</i> | <i>4-WEEK</i> |
|------------------|--------------------|------------|-------------|---------------|
|------------------|--------------------|------------|-------------|---------------|

AIR COMPRESSORS AND AIR TOOLS

AIR TOOLS - INDUSTRIAL

| | | | | | |
|---|-----|----------------------|---------|---------|----------|
| 2 | 37 | SAWSALL AIR | \$28.21 | \$77.59 | \$217.66 |
| 2 | 38 | 1/2" AIR DRILL | \$14.11 | \$38.29 | \$106.81 |
| 2 | 51 | AIR 90 GRINDER | \$19.15 | \$51.39 | \$144.10 |
| 2 | 201 | 5" AIR WHEEL GRINDER | \$19.15 | \$52.40 | \$146.11 |
| 2 | 202 | 7" AIR WHEEL GRINDER | \$19.15 | \$51.39 | \$145.10 |
| 2 | 203 | 9" AIR WHEEL GRINDER | \$32.25 | \$86.66 | \$242.85 |

COMPACTION

DOUBLE DRUM ROLLER

| | | | | | |
|----|-----|---------------------------------------|----------|------------|------------|
| 22 | 120 | 36" DOUBLE DRUM RIDE-ON ROLLER | \$102.78 | \$298.27 | \$811.17 |
| 22 | 130 | 39" DOUBLE DRUM RIDE-ON ROLLER DIESEL | \$158.20 | \$447.41 | \$1,233.39 |
| 22 | 140 | 47" DOUBLE DRUM RIDE-ON ROLLER DIESEL | \$180.37 | \$499.80 | \$1,403.68 |
| 22 | 150 | 52" DOUBLE DRUM RIDE-ON ROLLER DIESEL | \$196.50 | \$537.09 | \$1,504.45 |
| 22 | 155 | 60" DOUBLE DRUM RIDE-ON ROLLER DIESEL | \$282.15 | \$1,145.72 | \$3,344.46 |
| 22 | 160 | 66" DOUBLE DRUM RIDE-ON ROLLER DIESEL | \$206.57 | \$542.13 | \$1,570.96 |

JUMPING JACK/RAMMER

| | | | | | |
|----|-----|---|---------|----------|----------|
| 64 | 110 | JUMPING JACK TAMPER 115-130LB CLASS | \$49.38 | \$138.05 | \$378.88 |
| 64 | 120 | JUMPING JACK TAMPER 135-165LB CLASS | \$48.37 | \$137.04 | \$375.86 |
| 64 | 130 | JUMPING JACK TAMPER 160-175LB CLASS | \$53.41 | \$145.10 | \$397.02 |
| 64 | 140 | JUMPING JACK TAMPER 165-185LB CLASS DSL | \$63.48 | \$174.33 | \$487.71 |
| 64 | 150 | JUMPING JACK TAMPER 200LB CLASS DSL | \$65.50 | \$174.33 | \$486.70 |

| | | |
|---|--|--|
| Confidential & Proprietary Corp Link # 518845 Rates Applicable to: Central Plains District | *Transportation: | Shift Rate Schedule applies to hour metered machines. |
| | up to 40 miles - \$125 delivery / \$125 pickup | Single shift = 0-8 hours; Double Shift = 9-16 hours(Rate X 1.5); |
| | up to 65 miles - \$175 delivery / \$175 pickup | Triple Shift = 17-24 hours(Rate X 2). |

The rental rates provided herein are valid for the contiguous US only and do not include transactions that occur in Hawaii, Alaska, Puerto Rico, or internationally. Any transactions occurring in Hawaii, Alaska, Puerto Rico, or internationally will occur at the market rate of the location from which the rental occurs.



JEFFERSON COUNTY
Single Shift Rental Rates
Rates Effective thru 08/01/2018

Transportation rates below

| CAT | CLASS | DESCRIPTION | DAY | WEEK | 4-WEEK |
|-----------------------------------|--------------|--|------------|-------------|---------------|
| COMPACTION | | | | | |
| JUMPING JACK/RAMMER | | | | | |
| 64 | 160 | JUMPING JACK TAMPER 125LB ELECTRIC CLASS | \$49.38 | \$135.03 | \$371.83 |
| PLATE COMPACTOR | | | | | |
| 64 | 230 | PLATE TAMPER REVERSIBLE 300LB 18" WIDE | \$73.56 | \$197.50 | \$547.17 |
| 64 | 240 | PLATE TAMPER REVERSIBLE 700LB 24" WIDE | \$89.68 | \$246.88 | \$675.14 |
| 64 | 250 | PLATE TAMPER REVERSIBLE 900LB 24" WIDE | \$100.77 | \$271.06 | \$750.71 |
| 64 | 260 | PLATE TAMPER REVERSIBLE 1000LB 28" WIDE | \$147.12 | \$397.02 | \$1,100.38 |
| RUBBER TIRE ROLLER | | | | | |
| 22 | 278 | 68" 9-WHEEL RUBBER TIRE ROLLER | \$258.97 | \$701.34 | \$2,012.32 |
| SINGLE DRUM ROLLER PADFOOT | | | | | |
| 22 | 230 | 48" PADFOOT RIDE-ON ROLLER DIESEL | \$199.52 | \$579.41 | \$1,645.53 |
| 22 | 245 | 54" PADFOOT RIDE-ON ROLLER DIESEL BLADE | \$265.02 | \$715.45 | \$1,971.00 |
| 22 | 250 | 54" PADFOOT RIDE-ON ROLLER DIESEL | \$251.92 | \$714.44 | \$1,920.62 |
| 22 | 270 | 66" PADFOOT RIDE-ON ROLLER DIESEL | \$288.19 | \$843.42 | \$2,239.04 |
| 22 | 290 | 84" PADFOOT RIDE-ON ROLLER DIESEL | \$408.11 | \$1,167.89 | \$3,158.04 |
| SINGLE DRUM ROLLER SMOOTH | | | | | |
| 22 | 220 | 48" SMOOTH DRUM RIDE-ON ROLLER DIESEL | \$195.49 | \$547.17 | \$1,536.70 |
| 22 | 240 | 54" SMOOTH DRUM RIDE-ON ROLLER DIESEL | \$232.77 | \$673.12 | \$1,713.04 |
| 22 | 260 | 66" SMOOTH DRUM RIDE-ON ROLLER DIESEL | \$278.12 | \$818.23 | \$2,058.67 |
| 22 | 280 | 84" SMOOTH DRUM RIDE-ON ROLLER DIESEL | \$384.93 | \$1,098.36 | \$2,922.24 |

TRENCH COMPACTOR

| | | |
|---|--|--|
| Confidential & Proprietary Corp Link # 518845 Rates Applicable to: Central Plains District | *Transportation: | Shift Rate Schedule applies to hour metered machines. |
| | up to 40 miles - \$125 delivery / \$125 pickup | Single shift = 0-8 hours; Double Shift = 9-16 hours(Rate X 1.5); |
| | up to 65 miles - \$175 delivery / \$175 pickup | Triple Shift = 17-24 hours(Rate X 2). |

The rental rates provided herein are valid for the contiguous US only and do not include transactions that occur in Hawaii, Alaska, Puerto Rico, or internationally. Any transactions occurring in Hawaii, Alaska, Puerto Rico, or internationally will occur at the market rate of the location from which the rental occurs.



JEFFERSON COUNTY
Single Shift Rental Rates
Rates Effective thru 08/01/2018

Transportation rates below

| CAT | CLASS | DESCRIPTION | DAY | WEEK | 4-WEEK |
|------------|--------------|--------------------|------------|-------------|---------------|
|------------|--------------|--------------------|------------|-------------|---------------|

COMPACTION

TRENCH COMPACTOR

| | | | | | |
|----|---|-------------------------|----------|----------|------------|
| 18 | 5 | TRENCH ROLLER W/ REMOTE | \$198.51 | \$564.30 | \$1,585.07 |
|----|---|-------------------------|----------|----------|------------|

WALK-BEHIND ROLLER

| | | | | | |
|----|-----|---|---------|----------|----------|
| 64 | 320 | ROLLER DOUBLE DRUM WALK BEHIND 26" WIDE | \$77.59 | \$222.70 | \$619.72 |
|----|-----|---|---------|----------|----------|

CONCRETE AND MASONRY

CONCRETE - FINISHING EQUIPMENT

| | | | | | |
|----|-----|--|----------|----------|------------|
| 25 | 110 | 24" EDGING CONCRETE POWER TROWEL | \$47.36 | \$129.99 | \$366.79 |
| 25 | 130 | 36" WALK BEHIND CONCRETE POWER TROWEL | \$48.37 | \$135.03 | \$373.85 |
| 25 | 150 | 48" WALK BEHIND CONCRETE POWER TROWEL | \$58.44 | \$158.20 | \$440.35 |
| 25 | 155 | 48" WALK BEHIND PROPANE POWER TROWEL | \$66.51 | \$172.31 | \$504.84 |
| 25 | 230 | 48"-8' RIDE-ON TROWEL MECHANICAL DRIVE | \$151.15 | \$416.17 | \$1,158.82 |
| 25 | 310 | POWER HAND SCREED | \$71.54 | \$196.50 | \$543.13 |

CONCRETE - SURFACE PREPARATION EQUIPMENT

| | | | | | |
|----|----|--|----------|----------|------------|
| 2 | 94 | 3 HEAD AIR SCABBLER | \$96.74 | \$263.00 | \$733.58 |
| 2 | 95 | 5 HEAD AIR SCABBLER | \$160.22 | \$434.31 | \$1,200.14 |
| 32 | 10 | CONCRETE EDGER ELECTRIC | \$49.38 | \$137.04 | \$371.83 |
| 32 | 20 | CONCRETE GRINDER SINGLE DISC ELECTRIC | \$49.38 | \$142.08 | \$381.91 |
| 32 | 30 | CONCRETE GRINDER SINGLE DISC GAS/PROPANE | \$64.49 | \$183.40 | \$494.77 |
| 32 | 40 | CONCRETE GRINDER DUAL DISC ELECTRIC | \$50.38 | \$147.12 | \$391.98 |
| 32 | 50 | CONCRETE GRINDER DUAL DISC GAS | \$64.49 | \$180.37 | \$485.70 |
| 32 | 60 | DIAMOND GRINDER ELECTRIC | \$49.38 | \$137.04 | \$374.85 |

| | | |
|---|--|---|
| Confidential & Proprietary Corp Link # 518845 Rates Applicable to: Central Plains District | *Transportation: | Shift Rate Schedule applies to hour metered machines. |
| | up to 40 miles - \$125 delivery / \$125 pickup | Single shift = 0-8 hours; Double Shift = 9-16 hours(Rate X 1.5); |
| | up to 65 miles - \$175 delivery / \$175 pickup | Triple Shift = 17-24 hours(Rate X 2). |

The rental rates provided herein are valid for the contiguous US only and do not include transactions that occur in Hawaii, Alaska, Puerto Rico, or internationally. Any transactions occurring in Hawaii, Alaska, Puerto Rico, or internationally will occur at the market rate of the location from which the rental occurs.



JEFFERSON COUNTY
Single Shift Rental Rates
Rates Effective thru 08/01/2018

Transportation rates below

| CAT | CLASS | DESCRIPTION | DAY | WEEK | 4-WEEK |
|--|--------------|--|------------|-------------|---------------|
| CONCRETE AND MASONRY | | | | | |
| CONCRETE - SURFACE PREPARATION EQUIPMENT | | | | | |
| 32 | 70 | DIAMOND GRINDER GAS | \$65.50 | \$178.36 | \$492.75 |
| 32 | 100 | CONCRETE GRINDER 120V 1PH | \$653.98 | \$1,919.61 | \$5,397.08 |
| 32 | 150 | GRINDER HAND HELD 7" WITH VACUUM | \$65.50 | \$175.33 | \$327.49 |
| 32 | 210 | CONCRETE PLANER 8" ELECTRIC | \$181.38 | \$483.68 | \$1,349.27 |
| 32 | 220 | CONCRETE PLANER 8" GAS/PROP | \$178.36 | \$477.64 | \$1,325.09 |
| 32 | 240 | CONCRETE PLANER 10" GAS SELF-PROPELLED | \$256.96 | \$694.28 | \$1,931.70 |
| 32 | 250 | TRAFFIC LINE REMOVER | \$245.87 | \$658.01 | \$1,830.94 |
| 32 | 310 | SHOT BLASTER 8" 110V ELECTRIC | \$246.88 | \$485.70 | \$1,409.73 |
| 32 | 330 | SHOT BLASTER 10" 230V 3PH ELECTRIC | \$677.15 | \$1,431.90 | \$3,890.62 |
| 32 | 410 | CONCRETE DUST VACUUM | \$65.50 | \$210.60 | \$588.48 |
| 32 | 420 | VACUUM DUST EXTRACTOR 120V 120-200CFM | \$65.50 | \$210.60 | \$588.48 |
| CONCRETE / MASONRY - CUTTING & DRILLING EQUIPMENT | | | | | |
| 20 | 20 | 12" GAS CUTOFF SAW | \$39.30 | \$112.86 | \$302.30 |
| 20 | 40 | 14" ELECTRIC CUTOFF SAW | \$39.30 | \$109.84 | \$296.26 |
| 20 | 50 | 14" GAS CUTOFF SAW | \$39.30 | \$112.86 | \$302.30 |
| 20 | 60 | 14" AIR CUTOFF SAW | \$48.37 | \$131.00 | \$364.78 |
| 20 | 70 | 16" GAS CUTOFF SAW | \$46.35 | \$129.99 | \$347.65 |
| 20 | 120 | 14" GAS CONCRETE CHAINSAW | \$66.51 | \$178.36 | \$495.77 |
| 20 | 125 | 14" GAS POWERED RING SAW | \$94.72 | \$254.94 | \$711.42 |
| 20 | 220 | 8" GREEN CONCRETE SAW GAS | \$143.09 | \$385.94 | \$1,064.10 |

Confidential & Proprietary
Corp Link # 518845

Rates Applicable to: Central Plains District

***Transportation:**

up to 40 miles - \$125 delivery / \$125 pickup
 up to 65 miles - \$175 delivery / \$175 pickup

Shift Rate Schedule applies to hour metered machines.

Single shift = 0-8 hours; Double Shift = 9-16 hours(Rate X 1.5);

Triple Shift = 17-24 hours(Rate X 2).

The rental rates provided herein are valid for the contiguous US only and do not include transactions that occur in Hawaii, Alaska, Puerto Rico, or internationally. Any transactions occurring in Hawaii, Alaska, Puerto Rico, or internationally will occur at the market rate of the location from which the rental occurs.



JEFFERSON COUNTY
Single Shift Rental Rates
Rates Effective thru 08/01/2018

Transportation rates below

| CAT | CLASS | DESCRIPTION | DAY | WEEK | 4-WEEK |
|--|--------------|--|------------|-------------|---------------|
| CONCRETE AND MASONRY | | | | | |
| CONCRETE / MASONRY - CUTTING & DRILLING EQUIPMENT | | | | | |
| 20 | 320 | 14" FLOOR SAW 230V ELECTRIC | \$72.55 | \$197.50 | \$550.19 |
| 20 | 340 | 14" AIR FLOOR SAW | \$65.50 | \$177.35 | \$490.74 |
| 20 | 345 | 9HP SELF-PROPELLED FLOOR SAW GAS | \$59.45 | \$161.23 | \$465.54 |
| 20 | 350 | 13HP - 20HP SELF-PROPELLED FLOOR SAW GAS | \$74.57 | \$200.53 | \$552.20 |
| 20 | 360 | 20HP SELF-PROPELLED FLOOR SAW PROPANE | \$73.56 | \$198.51 | \$552.20 |
| 20 | 410 | 30HP FLOOR SAW 460V 3PH ELECTRIC | \$147.12 | \$394.00 | \$1,109.45 |
| 20 | 420 | 35HP-48HP FLOOR SAW GAS | \$104.80 | \$290.21 | \$790.01 |
| 20 | 440 | 35HP-48HP FLOOR SAW DIESEL | \$104.80 | \$287.19 | \$788.00 |
| 20 | 510 | 65HP FLOOR SAW GAS | \$163.24 | \$441.36 | \$1,232.38 |
| 20 | 530 | 65HP FLOOR SAW DIESEL | \$163.24 | \$439.34 | \$1,235.40 |
| 20 | 620 | 10" TILE SAW ELECTRIC | \$40.31 | \$109.84 | \$304.32 |
| 20 | 630 | 10" TILE - PAVER SAW GAS | \$44.34 | \$120.92 | \$331.52 |
| 20 | 640 | 14" BRICK SAW ELECTRIC | \$46.35 | \$128.98 | \$352.68 |
| 32 | 260 | CRACK CHASER GAS | \$97.74 | \$261.99 | \$733.58 |
| 32 | 280 | CRACK-VAC DOLLY MOUNTED | \$114.87 | \$306.33 | \$570.34 |
| 32 | 720 | CORE DRILL HAND HELD 3 SPEED | \$49.38 | \$135.03 | \$375.86 |
| 32 | 730 | CORE DRILL RIG 20 AMP 2 SPEED | \$73.56 | \$197.50 | \$545.15 |
| 32 | 740 | CORE DRILL RIG 3 SPEED | \$97.74 | \$263.00 | \$736.61 |
| 132 | 225 | DIAMOND CONCRETE CHAIN SAW CHAIN | \$114.87 | \$293.23 | \$846.44 |
| 132 | 300 | 14" DIAMOND RING SAW BLADE | \$61.47 | \$72.55 | \$151.15 |

| | | |
|---|--|--|
| Confidential & Proprietary Corp Link # 518845 Rates Applicable to: Central Plains District | *Transportation: | Shift Rate Schedule applies to hour metered machines. |
| | up to 40 miles - \$125 delivery / \$125 pickup | Single shift = 0-8 hours; Double Shift = 9-16 hours(Rate X 1.5); |
| | up to 65 miles - \$175 delivery / \$175 pickup | Triple Shift = 17-24 hours(Rate X 2). |

The rental rates provided herein are valid for the contiguous US only and do not include transactions that occur in Hawaii, Alaska, Puerto Rico, or internationally. Any transactions occurring in Hawaii, Alaska, Puerto Rico, or internationally will occur at the market rate of the location from which the rental occurs.



JEFFERSON COUNTY
Single Shift Rental Rates
Rates Effective thru 08/01/2018

Transportation rates below

| CAT | CLASS | DESCRIPTION | DAY | WEEK | 4-WEEK |
|--|--------------|---|------------|-------------|---------------|
| CONCRETE AND MASONRY | | | | | |
| CONCRETE / MASONRY - CUTTING & DRILLING EQUIPMENT | | | | | |
| 132 | 425 | 16" DIAMOND BLADE CONCRETE | \$40.31 | \$47.36 | \$134.02 |
| 132 | 435 | 18" DIAMOND BLADE CONCRETE | \$59.45 | \$71.54 | \$200.53 |
| 132 | 450 | 20" DIAMOND BLADE CONCRETE | \$60.46 | \$92.71 | \$257.96 |
| 132 | 455 | 20" DIAMOND BLADE ASPHALT | \$60.46 | \$74.57 | \$205.56 |
| CONCRETE / MASONRY - MIXING & PLACING EQUIPMENT | | | | | |
| 15 | 90 | 2-4 CU FT ELECTRIC CONCRETE MIXER | \$40.31 | \$104.80 | \$307.34 |
| 15 | 100 | 4 CU FT ELECTRIC MORTAR MIXER | \$46.35 | \$125.96 | \$346.64 |
| 15 | 110 | 6 CU FT ELECTRIC MORTAR MIXER TOWBEHIND | \$64.49 | \$174.33 | \$488.72 |
| 15 | 120 | 6 CU FT GAS MORTAR MIXER TOWBEHIND | \$64.49 | \$176.34 | \$487.71 |
| 15 | 130 | 7 CU FT GAS MORTAR MIXER TOWBEHIND | \$65.50 | \$179.37 | \$491.74 |
| 15 | 138 | 6 CU FT GAS CONCRETE MIXER TOWBEHIND | \$62.48 | \$163.24 | \$472.60 |
| 15 | 140 | 12 CU FT GAS MORTAR MIXER TOWBEHIND | \$81.62 | \$222.70 | \$612.66 |
| 15 | 150 | 9 CU FT GAS CONCRETE MIXER TOWBEHIND | \$64.49 | \$181.38 | \$491.74 |
| 15 | 210 | PORTABLE ELEC COATINGS MIXER | \$24.18 | \$69.53 | \$194.48 |
| 15 | 220 | PORTABLE ELEC MINUTEMAN MIXER | \$19.15 | \$51.39 | \$147.12 |
| 15 | 230 | PORTABLE SMALL ELEC MIXER WHEELBARROW | \$20.15 | \$54.41 | \$154.17 |
| 15 | 240 | PORTABLE GAS MIXER WHEELBARROW | \$20.15 | \$54.41 | \$151.15 |
| 32 | 610 | 3/4 YARD CONCRETE BUCKET | \$46.35 | \$124.95 | \$339.58 |
| 32 | 615 | 1YARD CONCRETE BUCKET | \$46.35 | \$122.94 | \$336.56 |
| 32 | 620 | 2 YARD CONCRETE BUCKET | \$60.46 | \$161.23 | \$442.37 |

| | | |
|---|--|--|
| Confidential & Proprietary Corp Link # 518845 Rates Applicable to: Central Plains District | *Transportation: | Shift Rate Schedule applies to hour metered machines. |
| | up to 40 miles - \$125 delivery / \$125 pickup | Single shift = 0-8 hours; Double Shift = 9-16 hours(Rate X 1.5); |
| | up to 65 miles - \$175 delivery / \$175 pickup | Triple Shift = 17-24 hours(Rate X 2). |

The rental rates provided herein are valid for the contiguous US only and do not include transactions that occur in Hawaii, Alaska, Puerto Rico, or internationally. Any transactions occurring in Hawaii, Alaska, Puerto Rico, or internationally will occur at the market rate of the location from which the rental occurs.



JEFFERSON COUNTY
Single Shift Rental Rates
Rates Effective thru 08/01/2018

Transportation rates below

| CAT | CLASS | DESCRIPTION | DAY | WEEK | 4-WEEK |
|--|--------------|-------------------------------------|------------|-------------|---------------|
| CONCRETE AND MASONRY | | | | | |
| CONCRETE / MASONRY - MIXING & PLACING EQUIPMENT | | | | | |
| 32 | 770 | REBAR BENDER ELECTRIC | \$63.48 | \$169.29 | \$472.60 |
| 32 | 780 | REBAR CUTTER ELECTRIC | \$34.26 | \$92.71 | \$258.97 |
| 32 | 810 | CONCRETE VIBRATOR 1HP-2HP | \$34.26 | \$93.71 | \$255.95 |
| 32 | 820 | CONCRETE VIBRATOR 3HP | \$35.27 | \$95.73 | \$263.00 |
| 32 | 830 | CONCRETE VIBRATOR HIGH CYCLE 1 1/2" | \$65.50 | \$175.33 | \$491.74 |
| 32 | 850 | CONCRETE VIBRATOR HIGH CYCLE 2 1/4" | \$65.50 | \$175.33 | \$491.74 |
| 32 | 860 | CONCRETE VIBRATOR GAS BACKPACK | \$49.38 | \$133.01 | \$370.82 |
| EARTH MOVING | | | | | |
| BACKHOE LOADERS | | | | | |
| 53 | 110 | 2WD MINI BACKHOE 8' DIG DEPTH | \$166.27 | \$459.50 | \$1,281.76 |
| 53 | 120 | 4WD MINI BACKHOE 8' DIG DEPTH | \$166.27 | \$459.50 | \$1,281.76 |
| 53 | 210 | 2WD STANDARD BACKHOE CANOPY | \$197.50 | \$547.17 | \$1,386.55 |
| 53 | 230 | 4WD STANDARD BACKHOE CANOPY | \$197.50 | \$547.17 | \$1,386.55 |
| 53 | 240 | 4WD EXTENDAHOE BACKHOE CANOPY | \$211.61 | \$575.38 | \$1,476.24 |
| 53 | 310 | 4WD STANDARD BACKHOE CAB | \$197.50 | \$547.17 | \$1,386.55 |
| 53 | 320 | 4WD EXTENDAHOE BACKHOE CAB | \$211.61 | \$575.38 | \$1,476.24 |
| DOZERS & CRAWLER LOADERS | | | | | |
| 52 | 115 | 60-69HP CRAWLER DOZER | \$359.74 | \$925.04 | \$2,616.92 |
| 52 | 130 | 70-79HP CRAWLER DOZER LGP | \$389.97 | \$1,102.39 | \$2,909.14 |
| 52 | 135 | 80-89HP CRAWLER DOZER | \$439.34 | \$1,187.04 | \$3,416.00 |

| | | |
|---|--|--|
| Confidential & Proprietary Corp Link # 518845 Rates Applicable to: Central Plains District | *Transportation: | Shift Rate Schedule applies to hour metered machines. |
| | up to 40 miles - \$125 delivery / \$125 pickup | Single shift = 0-8 hours; Double Shift = 9-16 hours(Rate X 1.5); |
| | up to 65 miles - \$175 delivery / \$175 pickup | Triple Shift = 17-24 hours(Rate X 2). |

The rental rates provided herein are valid for the contiguous US only and do not include transactions that occur in Hawaii, Alaska, Puerto Rico, or internationally. Any transactions occurring in Hawaii, Alaska, Puerto Rico, or internationally will occur at the market rate of the location from which the rental occurs.



JEFFERSON COUNTY
Single Shift Rental Rates
Rates Effective thru 08/01/2018

Transportation rates below

| CAT | CLASS | DESCRIPTION | DAY | WEEK | 4-WEEK |
|--------------------------|--------------|--------------------------------|------------|-------------|---------------|
| EARTH MOVING | | | | | |
| EXCAVATORS | | | | | |
| 54 | 105 | 25-29K HYDRAULIC EXCAVATOR | \$336.56 | \$919.00 | \$2,532.28 |
| 54 | 210 | 35-39K HYDRAULIC EXCAVATOR | \$467.56 | \$1,359.35 | \$3,429.10 |
| 54 | 410 | 45-49K HYDRAULIC EXCAVATOR | \$566.31 | \$1,653.59 | \$4,339.03 |
| MINI EXCAVATOR | | | | | |
| 35 | 110 | 2,000LB MINI EXCAVATOR | \$142.08 | \$399.04 | \$1,002.63 |
| 35 | 120 | 3,500LB MINI EXCAVATOR | \$157.20 | \$450.43 | \$1,147.74 |
| 35 | 125 | 3,500LB MINI EXCAVATOR CAB | \$157.20 | \$450.43 | \$1,147.74 |
| 35 | 130 | 6,000LB MINI EXCAVATOR | \$185.41 | \$515.93 | \$1,374.46 |
| 35 | 135 | 6,000LB MINI EXCAVATOR CAB | \$185.41 | \$515.93 | \$1,374.46 |
| 35 | 140 | 7,500LB MINI EXCAVATOR | \$216.65 | \$597.55 | \$1,589.10 |
| 35 | 145 | 7,500LB MINI EXCAVATOR CAB | \$216.65 | \$597.55 | \$1,589.10 |
| 35 | 147 | 9,500LB MINI EXCAVATOR | \$200.53 | \$553.21 | \$1,592.12 |
| 35 | 148 | 9,500LB MINI EXCAVATOR CAB | \$200.53 | \$553.21 | \$1,592.12 |
| 35 | 150 | 11,000LB MINI EXCAVATOR | \$249.90 | \$694.28 | \$1,865.20 |
| 35 | 155 | 11,000LB MINI EXCAVATOR CAB | \$249.90 | \$694.28 | \$1,865.20 |
| 35 | 160 | 16,000LB MINI EXCAVATOR | \$281.14 | \$820.24 | \$2,171.53 |
| SKIDSTEER LOADERS | | | | | |
| 48 | 10 | 500LB MINI SKIDSTEER | \$120.92 | \$338.58 | \$939.15 |
| 48 | 20 | 500LB GAS TRACK MINI SKIDSTEER | \$138.05 | \$377.88 | \$1,046.97 |
| 48 | 30 | 500LB DSL TRACK MINI SKIDSTEER | \$151.15 | \$433.30 | \$1,161.84 |

Confidential & Proprietary
Corp Link # 518845
Rates Applicable to: Central Plains District

***Transportation:**
 up to 40 miles - \$125 delivery / \$125 pickup
 up to 65 miles - \$175 delivery / \$175 pickup

Shift Rate Schedule applies to hour metered machines.
Single shift = 0-8 hours; Double Shift = 9-16 hours(Rate X 1.5);
Triple Shift = 17-24 hours(Rate X 2).

The rental rates provided herein are valid for the contiguous US only and do not include transactions that occur in Hawaii, Alaska, Puerto Rico, or internationally. Any transactions occurring in Hawaii, Alaska, Puerto Rico, or internationally will occur at the market rate of the location from which the rental occurs.



JEFFERSON COUNTY
Single Shift Rental Rates
Rates Effective thru 08/01/2018

Transportation rates below

| CAT | CLASS | DESCRIPTION | DAY | WEEK | 4-WEEK |
|--------------------------|--------------|-------------------------------------|------------|-------------|---------------|
| EARTH MOVING | | | | | |
| SKIDSTEER LOADERS | | | | | |
| 48 | 100 | 0-1000LB SKIDSTEER | \$142.08 | \$391.98 | \$1,083.25 |
| 48 | 110 | 0-1000LB SKIDSTEER CAB | \$142.08 | \$391.98 | \$1,083.25 |
| 48 | 200 | 1000-1499LB SKIDSTEER | \$173.32 | \$507.87 | \$1,346.25 |
| 48 | 300 | 1500LB SKIDSTEER | \$173.32 | \$507.87 | \$1,346.25 |
| 48 | 310 | 1500LB SKIDSTEER CAB | \$173.32 | \$507.87 | \$1,346.25 |
| 48 | 400 | 1500-2000LB SKIDSTEER | \$173.32 | \$507.87 | \$1,346.25 |
| 48 | 410 | 1500-2000LB SKIDSTEER CAB | \$173.32 | \$507.87 | \$1,346.25 |
| 48 | 510 | 1500-2100LB TRACK SKIDSTEER | \$239.83 | \$665.06 | \$1,740.25 |
| 48 | 530 | 1500-2100LB TRACK SKIDSTEER CAB | \$239.83 | \$665.06 | \$1,740.25 |
| 48 | 630 | 2100-2800LB TRACK SKIDSTEER | \$330.52 | \$922.02 | \$2,340.82 |
| 48 | 635 | 2100-2800LB TRACK SKIDSTEER CAB | \$330.52 | \$922.02 | \$2,340.82 |
| 48 | 650 | 2200LB SKIDSTEER HIGH FLOW | \$192.47 | \$566.31 | \$1,443.99 |
| 48 | 700 | 2000-2700LB SKIDSTEER | \$237.81 | \$673.12 | \$1,815.82 |
| 48 | 710 | 2000-2700LB SKIDSTEER CAB | \$237.81 | \$673.12 | \$1,815.82 |
| 48 | 720 | 2000-2700LB SKIDSTEER HIGH FLOW | \$237.81 | \$673.12 | \$1,815.82 |
| 48 | 730 | 2000-2700LB SKIDSTEER HIGH FLOW CAB | \$237.81 | \$673.12 | \$1,815.82 |
| 48 | 800 | 2700LB-4000LB SKIDSTEER | \$314.39 | \$782.96 | \$2,316.63 |
| 49 | 2 | PALLET FORKS - LARGE SKID | \$32.25 | \$87.67 | \$245.87 |
| 49 | 3 | SWEEPER/BROOM | \$68.52 | \$190.45 | \$528.02 |
| 49 | 4 | TRENCHER ATTACHMENT | \$65.50 | \$175.33 | \$491.74 |

Confidential & Proprietary
Corp Link # 518845
Rates Applicable to: Central Plains District

***Transportation:**
 up to 40 miles - \$125 delivery / \$125 pickup
 up to 65 miles - \$175 delivery / \$175 pickup

Shift Rate Schedule applies to hour metered machines.
Single shift = 0-8 hours; Double Shift = 9-16 hours(Rate X 1.5);
Triple Shift = 17-24 hours(Rate X 2).

The rental rates provided herein are valid for the contiguous US only and do not include transactions that occur in Hawaii, Alaska, Puerto Rico, or internationally. Any transactions occurring in Hawaii, Alaska, Puerto Rico, or internationally will occur at the market rate of the location from which the rental occurs.



JEFFERSON COUNTY
Single Shift Rental Rates
Rates Effective thru 08/01/2018

Transportation rates below

| CAT | CLASS | DESCRIPTION | DAY | WEEK | 4-WEEK |
|--------------------------|--------------|--|------------|-------------|---------------|
| EARTH MOVING | | | | | |
| SKIDSTEER LOADERS | | | | | |
| 49 | 5 | 4 IN 1 BUCKET | \$41.31 | \$108.83 | \$307.34 |
| 49 | 6 | SKIDSTEER / MINI EX AUGER ATTACHMENT | \$48.37 | \$137.04 | \$383.92 |
| 49 | 7 | GRADER BLADE | \$49.38 | \$132.00 | \$368.81 |
| 49 | 8 | ASPHALT/CONC PLANER 12"-24" | \$169.29 | \$472.60 | \$1,331.13 |
| 49 | 10 | GRAPPLE BUCKET | \$57.44 | \$160.22 | \$433.30 |
| 49 | 11 | HARLEY POWER RAKE LANDSCAPE - LARGE SKID | \$98.75 | \$268.04 | \$748.70 |
| 49 | 13 | LANDSCAPE RAKE | \$94.72 | \$256.96 | \$718.47 |
| 49 | 20 | 62" ROTARY TILLER | \$66.51 | \$182.39 | \$498.80 |
| 49 | 25 | BOX BROOM | \$69.53 | \$191.46 | \$534.07 |
| 49 | 26 | "DINGO" TRENCHER | \$49.38 | \$132.00 | \$367.80 |
| 49 | 27 | "DINGO" BORING ATTACHMENT | \$48.37 | \$131.00 | \$365.78 |
| 49 | 28 | "DINGO" AUGER HEAD | \$49.38 | \$135.03 | \$372.84 |
| 49 | 29 | "DINGO" MULTIPURPOSE TOOL | \$40.31 | \$98.75 | \$311.37 |
| 49 | 30 | "DINGO" TRACK SET | \$24.18 | \$65.50 | \$182.39 |
| 49 | 31 | "DINGO" LEVELER | \$24.18 | \$65.50 | \$183.40 |
| 49 | 32 | "DINGO" DOZER BLADE | \$24.18 | \$65.50 | \$182.39 |
| 49 | 33 | "DINGO" TREE FORKS | \$24.18 | \$65.50 | \$182.39 |
| 49 | 34 | "DINGO" TILLER | \$49.38 | \$132.00 | \$368.81 |
| 49 | 35 | "DINGO" PALLET FORKS | \$24.18 | \$65.50 | \$183.40 |
| 49 | 40 | DOZER BLADE | \$49.38 | \$136.04 | \$380.90 |

Confidential & Proprietary
Corp Link # 518845
Rates Applicable to: Central Plains District

***Transportation:**
 up to 40 miles - \$125 delivery / \$125 pickup
 up to 65 miles - \$175 delivery / \$175 pickup

Shift Rate Schedule applies to hour metered machines.
Single shift = 0-8 hours; Double Shift = 9-16 hours(Rate X 1.5);
Triple Shift = 17-24 hours(Rate X 2).

The rental rates provided herein are valid for the contiguous US only and do not include transactions that occur in Hawaii, Alaska, Puerto Rico, or internationally. Any transactions occurring in Hawaii, Alaska, Puerto Rico, or internationally will occur at the market rate of the location from which the rental occurs.



JEFFERSON COUNTY
Single Shift Rental Rates
Rates Effective thru 08/01/2018

Transportation rates below

| <i>CAT</i> | <i>CLASS</i> | <i>DESCRIPTION</i> | <i>DAY</i> | <i>WEEK</i> | <i>4-WEEK</i> |
|---|--------------|----------------------------------|------------|-------------|---------------|
| EARTH MOVING | | | | | |
| SKIDSTEER LOADERS | | | | | |
| 49 | 45 | "DINGO" SOIL CULTIVATOR | \$63.48 | \$188.43 | \$486.70 |
| 49 | 50 | BUSH HOG/BRUSH CUTTER 4" CUT | \$97.74 | \$265.02 | \$741.65 |
| 49 | 60 | TREE BOOM ATTACHMENT | \$40.31 | \$110.84 | \$313.39 |
| 49 | 400 | SKIDSTEER SOD LAYER ATTACHMENT | \$81.62 | \$218.66 | \$613.67 |
| 49 | 450 | SKIDSTEER SNOW BLOWER ATTACHMENT | \$97.74 | \$263.00 | \$737.61 |
| TRACTORS & LANDSCAPE LOADERS | | | | | |
| 50 | 3 | 35-39 HP TRACTOR | \$157.20 | \$441.36 | \$1,234.40 |
| 50 | 4 | 40-49HP TRACTOR | \$174.33 | \$479.65 | \$1,343.22 |
| 50 | 10 | LOADER LANDSCAPER 4WD TRACTOR | \$190.45 | \$604.60 | \$1,676.76 |
| 51 | 1 | BOX SCRAPER | \$32.25 | \$88.68 | \$249.90 |
| 51 | 3 | ROTARY CUTTER | \$74.57 | \$200.53 | \$559.26 |
| 51 | 4 | ROTARY TILLER | \$48.37 | \$133.01 | \$363.77 |
| 51 | 5 | FRONT LOADER BUCKET | \$16.12 | \$44.34 | \$122.94 |
| 51 | 6 | POSTHOLE AUGER | \$44.34 | \$118.91 | \$333.54 |
| 51 | 7 | TOW BEHIND FERTILIZER SPREADER | \$29.22 | \$78.60 | \$220.68 |
| 51 | 9 | GROOMING MOWER | \$59.45 | \$162.23 | \$456.47 |
| 51 | 10 | SOIL PULVERIZER | \$32.25 | \$87.67 | \$247.89 |
| 51 | 12 | AERATOR | \$64.49 | \$177.35 | \$496.78 |
| 51 | 13 | DISC | \$32.25 | \$87.67 | \$244.86 |
| 51 | 17 | OVERSEEDER ATTACHMENT | \$97.74 | \$260.99 | \$732.58 |

Confidential & Proprietary
Corp Link # 518845
Rates Applicable to: Central Plains District

***Transportation:**
 up to 40 miles - \$125 delivery / \$125 pickup
 up to 65 miles - \$175 delivery / \$175 pickup

Shift Rate Schedule applies to hour metered machines.
Single shift = 0-8 hours; Double Shift = 9-16 hours(Rate X 1.5);
Triple Shift = 17-24 hours(Rate X 2).

The rental rates provided herein are valid for the contiguous US only and do not include transactions that occur in Hawaii, Alaska, Puerto Rico, or internationally. Any transactions occurring in Hawaii, Alaska, Puerto Rico, or internationally will occur at the market rate of the location from which the rental occurs.



JEFFERSON COUNTY
Single Shift Rental Rates
Rates Effective thru 08/01/2018

Transportation rates below

| CAT | CLASS | DESCRIPTION | DAY | WEEK | 4-WEEK |
|------------|--------------|--------------------|------------|-------------|---------------|
|------------|--------------|--------------------|------------|-------------|---------------|

EARTH MOVING

TRENCHERS

| | | | | | |
|----|-----|--------------------------------------|------------|------------|------------|
| 2 | 80 | 2" BORING TOOL | \$156.19 | \$421.21 | \$1,172.93 |
| 2 | 81 | 2.5" BORING TOOL | \$173.32 | \$461.51 | \$1,290.83 |
| 2 | 82 | 3" BORING TOOL | \$199.52 | \$537.09 | \$1,495.38 |
| 2 | 84 | 4" BORING TOOL | \$298.27 | \$803.11 | \$2,179.59 |
| 2 | 86 | 5" BORING TOOL | \$344.62 | \$921.01 | \$2,574.60 |
| 37 | 5 | 12"/13" WALK BEHIND TRENCHER | \$71.54 | \$207.58 | \$584.45 |
| 37 | 10 | 24" WALK BEHIND TRENCHER | \$96.74 | \$274.09 | \$757.77 |
| 37 | 16 | 36" WALK BEHIND TRENCHER | \$121.93 | \$350.67 | \$968.37 |
| 37 | 20 | 48" WALK BEHIND TRENCHER | \$146.11 | \$456.47 | \$1,319.04 |
| 37 | 40 | RIDE ON TRENCHER 35HP-49HP | \$250.91 | \$696.30 | \$1,944.80 |
| 37 | 41 | RIDE ON TRENCHER 35HP-49HP W/BACKHOE | \$323.46 | \$857.53 | \$2,409.34 |
| 37 | 42 | VIBRATORY PLOW W/B DSL 42HP | \$241.84 | \$650.96 | \$1,834.97 |
| 37 | 43 | VIBRATORY PLOW W/B GAS 20HP | \$160.22 | \$430.28 | \$1,212.23 |
| 37 | 45 | 55-69HP TRENCHER W/ROCKWHEEL | \$1,068.13 | \$2,374.07 | \$5,331.58 |
| 37 | 51 | RIDE ON TRENCHER 95HP-105HP | \$481.67 | \$1,291.83 | \$3,636.68 |
| 37 | 100 | VACUUM EXCAVATOR 500-600CFM | \$375.86 | \$1,006.66 | \$2,835.58 |
| 37 | 105 | VACUUM EXCAVATOR 1000 CFM | \$193.47 | \$516.93 | \$1,454.07 |

WHEEL LOADERS

| | | | | | |
|----|-----|---------------------------|----------|------------|------------|
| 57 | 6 | 2-3/4 - 3 YD ARTIC LOADER | \$422.21 | \$1,201.14 | \$3,148.97 |
| 57 | 395 | WHEEL LOADER BUCKET | \$82.63 | \$256.96 | \$709.40 |

Confidential & Proprietary
Corp Link # 518845
Rates Applicable to: Central Plains District

***Transportation:**
 up to 40 miles - \$125 delivery / \$125 pickup
 up to 65 miles - \$175 delivery / \$175 pickup

Shift Rate Schedule applies to hour metered machines.
Single shift = 0-8 hours; Double Shift = 9-16 hours(Rate X 1.5);
Triple Shift = 17-24 hours(Rate X 2).

The rental rates provided herein are valid for the contiguous US only and do not include transactions that occur in Hawaii, Alaska, Puerto Rico, or internationally. Any transactions occurring in Hawaii, Alaska, Puerto Rico, or internationally will occur at the market rate of the location from which the rental occurs.



JEFFERSON COUNTY
Single Shift Rental Rates
Rates Effective thru 08/01/2018

Transportation rates below

| CAT | CLASS | DESCRIPTION | DAY | WEEK | 4-WEEK |
|------------|--------------|--------------------|------------|-------------|---------------|
|------------|--------------|--------------------|------------|-------------|---------------|

EARTH MOVING

WHEEL LOADERS

| | | | | | |
|----|-----|------------------------|---------|----------|----------|
| 57 | 400 | WHEEL LOADER ROOT RAKE | \$64.49 | \$173.32 | \$482.67 |
|----|-----|------------------------|---------|----------|----------|

FACILITY MAINTENANCE AND CLEANING

DRAIN & SEWER CLEANING & INSPECTIONS

| | | | | | |
|----|----|---------------------------------|---------|----------|----------|
| 73 | 20 | LARGE EEL SEWER SNAKE | \$32.25 | \$90.69 | \$244.86 |
| 73 | 21 | RODRUNNER/CABLE EEL SEWER SNAKE | \$35.27 | \$98.75 | \$278.12 |
| 73 | 22 | ELECT SEWER JET 1500 PSI | \$57.44 | \$155.18 | \$433.30 |
| 73 | 25 | MEDIUM EEL SEWER SNAKE | \$25.19 | \$66.51 | \$184.40 |
| 73 | 30 | SMALL EEL SEWER SNAKE | \$21.16 | \$58.44 | \$159.21 |
| 73 | 33 | DRILL-POWERED EEL SEWER SNAKE | \$15.12 | \$41.31 | \$109.84 |

PRESSURE WASHERS

| | | | | | |
|----|-----|--|----------|----------|----------|
| 16 | 20 | 1300PSI ELECTRIC 110V HOT WATER WASHER | \$93.71 | \$255.95 | \$706.38 |
| 16 | 110 | 2000PSI GAS COLD WATER PRESSURE WASHER | \$43.33 | \$120.92 | \$333.54 |
| 16 | 120 | 2000PSI GAS HOT WATER PRESSURE WASHER | \$109.84 | \$304.32 | \$849.47 |
| 16 | 130 | 2500PSI GAS COLD WATER PRESSURE WASHER | \$44.34 | \$126.97 | \$347.65 |
| 16 | 140 | 2500PSI GAS HOT WATER PRESSURE WASHER | \$109.84 | \$299.28 | \$843.42 |
| 16 | 210 | 3000PSI GAS COLD WATER PRESSURE WASHER | \$52.40 | \$169.29 | \$472.60 |
| 16 | 220 | 3000PSI GAS HOT WATER PRESSURE WASHER | \$109.84 | \$301.29 | \$840.40 |
| 16 | 230 | 3000PSI ELECT 220V HOT PRESSURE WASHER | \$111.85 | \$304.32 | \$857.53 |
| 16 | 240 | 3500PSI GAS COLD WATER PRESSURE WASHER | \$53.41 | \$171.30 | \$475.62 |
| 16 | 250 | 3500PSI GAS HOT WATER PRESSURE WASHER | \$112.86 | \$305.32 | \$860.55 |

| | | |
|---|--|---|
| Confidential & Proprietary Corp Link # 518845 Rates Applicable to: Central Plains District | *Transportation: | Shift Rate Schedule applies to hour metered machines. |
| | up to 40 miles - \$125 delivery / \$125 pickup | Single shift = 0-8 hours; Double Shift = 9-16 hours(Rate X 1.5); |
| | up to 65 miles - \$175 delivery / \$175 pickup | Triple Shift = 17-24 hours(Rate X 2). |

The rental rates provided herein are valid for the contiguous US only and do not include transactions that occur in Hawaii, Alaska, Puerto Rico, or internationally. Any transactions occurring in Hawaii, Alaska, Puerto Rico, or internationally will occur at the market rate of the location from which the rental occurs.



JEFFERSON COUNTY
Single Shift Rental Rates
Rates Effective thru 08/01/2018

Transportation rates below

| CAT | CLASS | DESCRIPTION | DAY | WEEK | 4-WEEK |
|------------|--------------|--------------------|------------|-------------|---------------|
|------------|--------------|--------------------|------------|-------------|---------------|

FACILITY MAINTENANCE AND CLEANING

PRESSURE WASHERS

| | | | | | |
|----|-----|--|----------|----------|------------|
| 16 | 260 | 3500PSI 20HP HOT WATER PRESSURE WASHER | \$127.97 | \$345.63 | \$975.43 |
| 16 | 270 | 3500PSI 250G TOWABLE PRESSURE WASHER HOT | \$142.08 | \$364.78 | \$1,027.82 |
| 16 | 310 | 4000PSI GAS COLD WATER PRESSURE WASHER | \$93.71 | \$255.95 | \$705.37 |
| 16 | 410 | 5000PSI GAS COLD WATER PRESSURE WASHER | \$146.11 | \$394.00 | \$1,103.40 |

VACUUMS

| | | | | | |
|----|-----|-------------------------------------|---------|----------|----------|
| 80 | 110 | UPRIGHT VACUUM | \$9.07 | \$26.20 | \$72.55 |
| 80 | 130 | 17 GAL WET VACUUM W/ PUMP DISCHARGE | \$48.37 | \$132.00 | \$367.80 |
| 80 | 140 | 55 GALLON WET / DRY DRUM TOP VACUUM | \$20.15 | \$54.41 | \$153.17 |
| 80 | 320 | CLEAN ROOM WET/ DRY HEPA VACUUM | \$97.74 | \$261.99 | \$735.60 |

FORKLIFTS

FORKLIFT ACCESSORIES

| | | | | | |
|-----|-----|-------------------------------------|---------|----------|----------|
| 156 | 100 | FORKLIFT BUCKET 3/4 YD | \$31.24 | \$79.61 | \$234.79 |
| 156 | 102 | FORKLIFT MTRL BUCKET 1 YD | \$37.28 | \$95.73 | \$282.15 |
| 156 | 104 | FORKLIFT BUCKET 1-1/4 YD | \$44.34 | \$111.85 | \$329.51 |
| 156 | 106 | FORKLIFT BOOM EXTENSION | \$46.35 | \$118.91 | \$350.67 |
| 156 | 110 | FORKLIFT TRUSS BOOM GRADALL | \$31.24 | \$79.61 | \$234.79 |
| 156 | 111 | FORKLIFT TRUSS BOOM JCB | \$31.24 | \$79.61 | \$234.79 |
| 156 | 122 | FORKLIFT SWING CARRIAGE | \$38.29 | \$95.73 | \$282.15 |
| 156 | 130 | FORKLIFT VERTICAL MAST (MASON MAST) | \$61.47 | \$160.22 | \$470.58 |

FORKLIFTS - INDUSTRIAL

| | | |
|---|--|---|
| Confidential & Proprietary Corp Link # 518845 Rates Applicable to: Central Plains District | *Transportation: | Shift Rate Schedule applies to hour metered machines. |
| | up to 40 miles - \$125 delivery / \$125 pickup | Single shift = 0-8 hours; Double Shift = 9-16 hours(Rate X 1.5); |
| | up to 65 miles - \$175 delivery / \$175 pickup | Triple Shift = 17-24 hours(Rate X 2). |

The rental rates provided herein are valid for the contiguous US only and do not include transactions that occur in Hawaii, Alaska, Puerto Rico, or internationally. Any transactions occurring in Hawaii, Alaska, Puerto Rico, or internationally will occur at the market rate of the location from which the rental occurs.



JEFFERSON COUNTY
Single Shift Rental Rates
Rates Effective thru 08/01/2018

Transportation rates below

| CAT | CLASS | DESCRIPTION | DAY | WEEK | 4-WEEK |
|----------------------------------|--------------|---|------------|-------------|---------------|
| FORKLIFTS | | | | | |
| FORKLIFTS - INDUSTRIAL | | | | | |
| 55 | 110 | 3000LB IND FORKLIFT GAS/PROPANE | \$115.88 | \$320.44 | \$866.60 |
| 55 | 210 | 5000LB IND FORKLIFT ELECTRIC | \$181.38 | \$486.70 | \$1,358.34 |
| 55 | 220 | 5000LB IND FORKLIFT GAS / PROPANE | \$143.09 | \$380.90 | \$1,027.82 |
| 55 | 230 | 5000LB FORKLIFT QUAD MAST GAS / PROPANE | \$154.17 | \$404.08 | \$1,092.31 |
| 55 | 240 | 5000LB IND FORKLIFT DIESEL | \$143.09 | \$380.90 | \$1,027.82 |
| 55 | 310 | 6000LB IND FORKLIFT GAS / PROPANE | \$158.20 | \$418.18 | \$1,148.74 |
| 55 | 320 | 6000LB FORKLIFT QUAD MAST GAS / PROPANE | \$156.19 | \$412.14 | \$1,170.91 |
| 55 | 330 | 6000LB IND FORKLIFT DIESEL | \$158.20 | \$418.18 | \$1,148.74 |
| 55 | 410 | 8000LB IND FORKLIFT GAS / PROPANE | \$166.27 | \$442.37 | \$1,243.47 |
| 55 | 420 | 8000LB IND FORKLIFT DIESEL | \$166.27 | \$442.37 | \$1,243.47 |
| 55 | 610 | 10K IND FORKLIFT GAS/PROPANE | \$193.47 | \$515.93 | \$1,452.05 |
| 55 | 620 | 10K IND FORKLIFT DIESEL | \$193.47 | \$515.93 | \$1,452.05 |
| 55 | 710 | 15K IND FORKLIFT GAS/PROPANE | \$312.38 | \$830.32 | \$2,344.85 |
| 55 | 720 | 15K IND FORKLIFT DIESEL | \$312.38 | \$830.32 | \$2,344.85 |
| 55 | 810 | 25K IND FORKLIFT DIESEL | \$440.35 | \$1,168.90 | \$3,304.15 |
| FORKLIFTS - SHOOTING BOOM | | | | | |
| 56 | 210 | 4400LB 16' SHOOTING BOOM FORKLIFT | \$198.51 | \$507.87 | \$1,418.80 |
| 56 | 230 | 5500LB 19' SHOOTING BOOM FORKLIFT | \$218.66 | \$592.51 | \$1,583.05 |
| 56 | 310 | 6K 23'-32' SHOOTING BOOM FORKLIFT | \$249.90 | \$689.25 | \$1,826.91 |
| 56 | 320 | 6K 36' SHOOTING BOOM FORKLIFT | \$249.90 | \$689.25 | \$1,826.91 |

| | | |
|---|--|--|
| Confidential & Proprietary Corp Link # 518845 Rates Applicable to: Central Plains District | *Transportation: | Shift Rate Schedule applies to hour metered machines. |
| | up to 40 miles - \$125 delivery / \$125 pickup | Single shift = 0-8 hours; Double Shift = 9-16 hours(Rate X 1.5); |
| | up to 65 miles - \$175 delivery / \$175 pickup | Triple Shift = 17-24 hours(Rate X 2). |

The rental rates provided herein are valid for the contiguous US only and do not include transactions that occur in Hawaii, Alaska, Puerto Rico, or internationally. Any transactions occurring in Hawaii, Alaska, Puerto Rico, or internationally will occur at the market rate of the location from which the rental occurs.



JEFFERSON COUNTY
Single Shift Rental Rates
Rates Effective thru 08/01/2018

Transportation rates below

| CAT | CLASS | DESCRIPTION | DAY | WEEK | 4-WEEK |
|-------------------------------------|--------------|--|------------|-------------|---------------|
| FORKLIFTS | | | | | |
| FORKLIFTS - SHOOTING BOOM | | | | | |
| 56 | 330 | 6K-7K 42' SHOOTING BOOM FORKLIFT | \$249.90 | \$689.25 | \$1,826.91 |
| 56 | 410 | 8K-9K 42' SHOOTING BOOM FORKLIFT | \$299.28 | \$834.35 | \$2,237.03 |
| 56 | 610 | 10K 42"-48' SHOOTING BOOM FORKLIFT | \$378.88 | \$1,057.05 | \$2,846.67 |
| 56 | 620 | 10K 55' SHOOTING BOOM FORKLIFT | \$401.05 | \$1,129.60 | \$3,091.53 |
| 56 | 630 | 12K 55'SHOOTING BOOM FORKLIFT | \$445.39 | \$1,252.53 | \$3,570.18 |
| FORKLIFTS - STRAIGHT MAST RT | | | | | |
| 56 | 110 | 6000LB 21' STRAIGHT MAST RT FORKLIFT 2WD | \$171.30 | \$464.54 | \$1,207.19 |
| 56 | 120 | 6000LB 21' STRAIGHT MAST RT FORKLIFT 4WD | \$171.30 | \$464.54 | \$1,207.19 |
| 56 | 130 | 8000LB 21' STRAIGHT MAST RT FORKLIFT 2WD | \$197.50 | \$543.13 | \$1,443.99 |
| 56 | 135 | 8000LB 21' STRAIGHT MAST RT FORKLIFT 4WD | \$197.50 | \$543.13 | \$1,443.99 |
| MATERIAL HANDLING EQUIPMENT | | | | | |
| 44 | 5 | PALLET TRUCK ELECT | \$73.56 | \$196.50 | \$550.19 |
| 44 | 60 | 8 TON RIGGER | \$29.22 | \$81.62 | \$224.71 |
| 44 | 61 | 12 TON RIGGER SET NYLON | \$81.62 | \$201.53 | \$385.94 |
| 44 | 63 | 12 TON RIGGER SET | \$32.25 | \$87.67 | \$245.87 |
| 44 | 65 | 30 TON RIGGER | \$37.28 | \$101.77 | \$285.17 |
| 44 | 70 | 60 TON RIGGER | \$59.45 | \$157.20 | \$442.37 |
| 44 | 74 | PIPE CART SUMNER CRICKET | \$10.08 | \$26.20 | \$73.56 |
| 44 | 80 | 3 TON ROLL-A-LIFT | \$49.38 | \$132.00 | \$369.82 |
| 44 | 82 | DRUM DOLLY | \$10.08 | \$26.20 | \$73.56 |

| | | |
|---|--|---|
| Confidential & Proprietary Corp Link # 518845 Rates Applicable to: Central Plains District | *Transportation: | Shift Rate Schedule applies to hour metered machines. |
| | up to 40 miles - \$125 delivery / \$125 pickup | Single shift = 0-8 hours; Double Shift = 9-16 hours(Rate X 1.5); |
| | up to 65 miles - \$175 delivery / \$175 pickup | Triple Shift = 17-24 hours(Rate X 2). |

The rental rates provided herein are valid for the contiguous US only and do not include transactions that occur in Hawaii, Alaska, Puerto Rico, or internationally. Any transactions occurring in Hawaii, Alaska, Puerto Rico, or internationally will occur at the market rate of the location from which the rental occurs.



JEFFERSON COUNTY
Single Shift Rental Rates
Rates Effective thru 08/01/2018

Transportation rates below

| <i>CAT</i> | <i>CLASS</i> | <i>DESCRIPTION</i> | <i>DAY</i> | <i>WEEK</i> | <i>4-WEEK</i> |
|--|--------------|------------------------------------|------------|-------------|---------------|
| FORKLIFTS | | | | | |
| MATERIAL HANDLING EQUIPMENT | | | | | |
| 44 | 85 | DUCT JACK/MATERIAL 18'-23' | \$47.36 | \$131.00 | \$360.75 |
| 44 | 86 | DUCT JACK/MATERIAL 8'-9' | \$32.25 | \$86.66 | \$243.86 |
| 44 | 88 | DUCT JACK/MATERIAL 24'+ | \$48.37 | \$131.00 | \$366.79 |
| 44 | 89 | DUCT JACK/MATERIAL 10'-14' | \$39.30 | \$104.80 | \$293.23 |
| 44 | 90 | ROUSTABOUT HANGER | \$65.50 | \$174.33 | \$488.72 |
| 44 | 91 | PIPE DOLLY | \$19.15 | \$51.39 | \$146.11 |
| 44 | 92 | DUCT JACK/MATERIAL TELESCOPING 18' | \$73.56 | \$195.49 | \$548.17 |
| 44 | 94 | DUCT JACK/MATERIAL 15'-17' | \$46.35 | \$120.92 | \$352.68 |
| 44 | 115 | 9' - 11' DRYWALL LIFT | \$21.16 | \$58.44 | \$161.23 |
| 44 | 122 | LIGHT EQUIP ALUM RAMP | \$23.18 | \$62.48 | \$176.34 |
| 44 | 260 | APPLIANCE TRUCK 1200 LB DOLLY | \$16.12 | \$43.33 | \$121.93 |
| GENERAL CONSTRUCTION TOOLS | | | | | |
| INDUSTRIAL VEHICLES | | | | | |
| 59 | 400 | 4 WHEEL IND ELECTRIC CART | \$56.43 | \$152.16 | \$424.23 |
| 59 | 405 | 3 WHEEL IND ELECTRIC CART | \$48.37 | \$131.00 | \$369.82 |
| 59 | 505 | UTILITY VEHICLE 2 SEAT 2WD GAS | \$57.44 | \$160.22 | \$434.31 |
| 59 | 525 | UTILITY VEHICLE 2 SEAT 4WD GAS | \$71.54 | \$197.50 | \$541.12 |
| 59 | 540 | UTILITY VEHICLE 2 SEAT 6WD GAS | \$81.62 | \$219.67 | \$615.69 |
| JACKS - BOTTLE / SCREW / TOE JACK | | | | | |
| 44 | 108 | SCREW JACK | \$10.08 | \$26.20 | \$73.56 |

| | | |
|---|--|--|
| Confidential & Proprietary Corp Link # 518845 Rates Applicable to: Central Plains District | *Transportation: | Shift Rate Schedule applies to hour metered machines. |
| | up to 40 miles - \$125 delivery / \$125 pickup | Single shift = 0-8 hours; Double Shift = 9-16 hours(Rate X 1.5); |
| | up to 65 miles - \$175 delivery / \$175 pickup | Triple Shift = 17-24 hours(Rate X 2). |

The rental rates provided herein are valid for the contiguous US only and do not include transactions that occur in Hawaii, Alaska, Puerto Rico, or internationally. Any transactions occurring in Hawaii, Alaska, Puerto Rico, or internationally will occur at the market rate of the location from which the rental occurs.



JEFFERSON COUNTY
Single Shift Rental Rates
Rates Effective thru 08/01/2018

Transportation rates below

| CAT | CLASS | DESCRIPTION | DAY | WEEK | 4-WEEK |
|--|--------------|--|------------|-------------|---------------|
| GENERAL CONSTRUCTION TOOLS | | | | | |
| JACKS - BOTTLE / SCREW / TOE JACK | | | | | |
| 44 | 110 | 5 TON TOE RAILROAD JACK | \$19.15 | \$51.39 | \$146.11 |
| 44 | 111 | 15 TON RAILROAD JACK | \$28.21 | \$78.60 | \$218.66 |
| 44 | 400 | 5 TON HYD TOE JACK | \$19.15 | \$51.39 | \$146.11 |
| LIGHTING & SURVEILLANCE EQUIPMENT | | | | | |
| 12 | 310 | 500 WATT LIGHT STAND 115V | \$11.08 | \$31.24 | \$86.66 |
| 12 | 330 | 2000 WATT TRIPOD LIGHT STAND 115V | \$28.21 | \$81.62 | \$226.73 |
| 12 | 340 | 2000 WATT PORTABLE LIGHT CART 115V | \$32.25 | \$89.68 | \$248.89 |
| 12 | 410 | 4000W NARROW HORIZONTAL MAST LIGHT TOWER | \$79.61 | \$251.92 | \$525.00 |
| PAINT SPRAYERS | | | | | |
| 73 | 35 | PAINT SPRAYER EL .4 GPM | \$65.50 | \$180.37 | \$494.77 |
| 73 | 36 | TEXTURE SPRAYER | \$39.30 | \$104.80 | \$295.25 |
| 73 | 37 | HVLP PAINT SPRAYER | \$15.12 | \$41.31 | \$110.84 |
| 73 | 38 | PAINT SPRAYER EL .6 GPM | \$95.73 | \$258.97 | \$722.50 |
| 73 | 40 | PAINT SPRAYER GAS | \$94.72 | \$252.93 | \$708.39 |
| 73 | 42 | GAS PARKING LOT STRIPER | \$97.74 | \$263.00 | \$736.61 |
| 73 | 44 | PNEU PAINT SPRAYER4100PSI | \$97.74 | \$177.35 | \$497.79 |
| RENTAL VEHICLES | | | | | |
| 111 | 15 | 15 TON CRANE TRUCK | \$465.54 | \$1,219.28 | \$3,471.42 |
| 111 | 20 | 17 1/2 TON CRANE TRUCK | \$554.22 | \$1,416.78 | \$4,128.43 |
| 111 | 25 | 23 1/2 TON CRANE TRUCK | \$727.54 | \$1,859.15 | \$5,426.31 |

| | | |
|---|--|--|
| Confidential & Proprietary Corp Link # 518845 Rates Applicable to: Central Plains District | *Transportation: | Shift Rate Schedule applies to hour metered machines. |
| | up to 40 miles - \$125 delivery / \$125 pickup | Single shift = 0-8 hours; Double Shift = 9-16 hours(Rate X 1.5); |
| | up to 65 miles - \$175 delivery / \$175 pickup | Triple Shift = 17-24 hours(Rate X 2). |

The rental rates provided herein are valid for the contiguous US only and do not include transactions that occur in Hawaii, Alaska, Puerto Rico, or internationally. Any transactions occurring in Hawaii, Alaska, Puerto Rico, or internationally will occur at the market rate of the location from which the rental occurs.



JEFFERSON COUNTY
Single Shift Rental Rates
Rates Effective thru 08/01/2018

Transportation rates below

| <i>CAT</i> | <i>CLASS</i> | <i>DESCRIPTION</i> | <i>DAY</i> | <i>WEEK</i> | <i>4-WEEK</i> |
|---|--------------|---------------------------------------|------------|-------------|---------------|
| GENERAL CONSTRUCTION TOOLS | | | | | |
| RENTAL VEHICLES | | | | | |
| 111 | 31 | WATER TRUCK 2000-2999 GAL | \$253.93 | \$650.96 | \$1,895.43 |
| 111 | 33 | 2-3 YARD DUMP TRUCK | \$189.44 | \$490.74 | \$1,421.82 |
| 111 | 35 | 5-6 YARD DUMP TRUCK | \$193.47 | \$508.87 | \$1,467.17 |
| SIDING BRAKE | | | | | |
| 73 | 1 | SIDING BRAKE | \$32.25 | \$88.68 | \$246.88 |
| STORAGE CONTAINERS / JOBSITE STORAGE | | | | | |
| 75 | 1 | 20' STORAGE CONTAINER | \$86.66 | \$95.73 | \$248.89 |
| 75 | 5 | PORTABLE JOB / GANG BOX | \$8.06 | \$21.16 | \$61.47 |
| TRAILERS | | | | | |
| 24 | 10 | WALK-BEHIND TRENCHER TRAILER | \$24.18 | \$66.51 | \$181.38 |
| 24 | 20 | TILLER TRAILER | \$24.18 | \$65.50 | \$180.37 |
| 24 | 30 | WALK-BEHIND STUMP GRINDER TRAILER | \$23.18 | \$61.47 | \$170.30 |
| 24 | 40 | 6' WIDE SINGLE AXLE TRAILER | \$32.25 | \$88.68 | \$246.88 |
| 24 | 50 | 6'X14' TANDEM AXLE TRAILER | \$47.36 | \$129.99 | \$356.72 |
| 24 | 60 | 6'X18' TANDEM AXLE TRAILER | \$47.36 | \$131.00 | \$362.76 |
| 24 | 70 | 4' X 8' UTILITY TRAILER | \$23.18 | \$66.51 | \$178.36 |
| 24 | 80 | 6' X 10' UTILITY TRAILER | \$33.25 | \$89.68 | \$246.88 |
| 24 | 90 | 6' X 12' UTILITY TRAILER | \$33.25 | \$94.72 | \$260.99 |
| 24 | 130 | 4' X 9' LIFT BED SINGLE AXLE TRAILER | \$34.26 | \$90.69 | \$255.95 |
| 24 | 140 | 6' X 10' LIFT BED SINGLE AXLE TRAILER | \$49.38 | \$134.02 | \$370.82 |

| | | |
|---|--|--|
| Confidential & Proprietary Corp Link # 518845 Rates Applicable to: Central Plains District | *Transportation: | Shift Rate Schedule applies to hour metered machines. |
| | up to 40 miles - \$125 delivery / \$125 pickup | Single shift = 0-8 hours; Double Shift = 9-16 hours(Rate X 1.5); |
| | up to 65 miles - \$175 delivery / \$175 pickup | Triple Shift = 17-24 hours(Rate X 2). |

The rental rates provided herein are valid for the contiguous US only and do not include transactions that occur in Hawaii, Alaska, Puerto Rico, or internationally. Any transactions occurring in Hawaii, Alaska, Puerto Rico, or internationally will occur at the market rate of the location from which the rental occurs.



JEFFERSON COUNTY
Single Shift Rental Rates
Rates Effective thru 08/01/2018

Transportation rates below

| CAT | CLASS | DESCRIPTION | DAY | WEEK | 4-WEEK |
|------------|--------------|--------------------|------------|-------------|---------------|
|------------|--------------|--------------------|------------|-------------|---------------|

GENERAL CONSTRUCTION TOOLS

TRAILERS

| | | | | | |
|----|-----|---------------------------------------|---------|----------|----------|
| 24 | 150 | 6' X 12' LIFT BED TANDEM AXLE TRAILER | \$49.38 | \$136.04 | \$374.85 |
| 24 | 170 | 2 YARD SINGLE AXLE DUMP TRAILER | \$49.38 | \$139.06 | \$378.88 |
| 24 | 180 | 4 YARD TANDEM AXLE DUMP TRAILER | \$65.50 | \$180.37 | \$496.78 |
| 24 | 190 | WATER TRAILER 500 GALLON W/ PUMP | \$75.58 | \$209.60 | \$577.40 |

WELDING & PLASMA CUTTING EQUIPMENT

| | | | | | |
|----|-----|-----------------------------------|---------|----------|----------|
| 27 | 10 | 170 AMP PORTABLE GAS WELDER | \$46.35 | \$132.00 | \$353.69 |
| 27 | 20 | 225 AMP CC/CV GAS WELDER | \$50.38 | \$137.04 | \$381.91 |
| 27 | 30 | 225 AMP CC/CV LP WELDER | \$50.38 | \$137.04 | \$381.91 |
| 27 | 50 | 250 AMP CC/CV GAS WELDER | \$50.38 | \$140.07 | \$386.95 |
| 27 | 60 | 250 AMP CC/CV LP WELDER | \$50.38 | \$140.07 | \$386.95 |
| 27 | 80 | 300 AMP CC/CV DIESEL WELDER | \$60.46 | \$169.29 | \$458.49 |
| 27 | 90 | 350 AMP CC/CV DIESEL WELDER | \$60.46 | \$169.29 | \$458.49 |
| 27 | 100 | 400 AMP CC DIESEL WELDER | \$64.49 | \$179.37 | \$483.68 |
| 27 | 110 | 400 AMP CC/CV DIESEL WELDER | \$64.49 | \$179.37 | \$483.68 |
| 27 | 120 | 400 AMP CC/CV DIESEL WELDER S/S | \$64.49 | \$179.37 | \$483.68 |
| 27 | 140 | 500 AMP CC DIESEL WELDER | \$68.52 | \$190.45 | \$508.87 |
| 27 | 150 | 500 AMP CC/CV DIESEL WELDER | \$68.52 | \$190.45 | \$508.87 |
| 27 | 170 | 600 AMP CC/CV DIESEL WELDER | \$90.69 | \$244.86 | \$676.15 |
| 27 | 175 | 600 AMP CC DIESEL WELDER OFFSHORE | \$75.58 | \$204.56 | \$560.26 |
| 27 | 190 | 3/16" 115 VOLT PLASMA CUTTER | \$29.22 | \$80.61 | \$220.68 |

***Transportation:**

Confidential & Proprietary
Corp Link # 518845

up to 40 miles - \$125 delivery / \$125 pickup
up to 65 miles - \$175 delivery / \$175 pickup

Rates Applicable to: Central Plains District

Shift Rate Schedule applies to hour metered machines.

Single shift = 0-8 hours; Double Shift = 9-16 hours(Rate X 1.5);

Triple Shift = 17-24 hours(Rate X 2).

The rental rates provided herein are valid for the contiguous US only and do not include transactions that occur in Hawaii, Alaska, Puerto Rico, or internationally. Any transactions occurring in Hawaii, Alaska, Puerto Rico, or internationally will occur at the market rate of the location from which the rental occurs.



JEFFERSON COUNTY
Single Shift Rental Rates
Rates Effective thru 08/01/2018

Transportation rates below

| CAT | CLASS | DESCRIPTION | DAY | WEEK | 4-WEEK |
|---|--------------|---|------------|-------------|---------------|
| GENERAL CONSTRUCTION TOOLS | | | | | |
| WELDING & PLASMA CUTTING EQUIPMENT | | | | | |
| 27 | 200 | 5/8" PLASMA CUTTER | \$52.40 | \$139.06 | \$387.95 |
| 27 | 210 | 7/8" PLASMA CUTTER | \$52.40 | \$139.06 | \$387.95 |
| 27 | 220 | 1-1/4" PLASMA CUTTER | \$73.56 | \$195.49 | \$546.16 |
| 27 | 240 | 115 VOLT MIG WELDER | \$31.24 | \$89.68 | \$240.83 |
| 27 | 270 | WIRE FEEDER MILLER SUITCASE 12VS WELDER | \$23.18 | \$62.48 | \$160.22 |
| 27 | 280 | WIRE FEEDER MILLER S32P WELDER | \$20.15 | \$54.41 | \$152.16 |
| 27 | 290 | WIRE FEEDER MILLER XR WELDER | \$19.15 | \$52.40 | \$147.12 |
| 27 | 300 | WIRE FEEDER MILLER S22A WELDER | \$19.15 | \$52.40 | \$146.11 |
| 27 | 310 | CONTROLLER MILLER WC 115 WELDER | \$19.15 | \$51.39 | \$145.10 |
| 27 | 320 | HIGH FREQ STARTER HF-251 WELDER | \$12.09 | \$34.26 | \$96.74 |
| 27 | 330 | WATERCOOLER TIG COOLMATE 4 WELDER | \$10.08 | \$25.19 | \$72.55 |
| 27 | 340 | MIG WELDER MILLER CP-302 | \$32.25 | \$86.66 | \$241.84 |
| 27 | 350 | 115/230 VOLT STICK/TIG WELDER | \$31.24 | \$83.64 | \$235.79 |
| 27 | 360 | 250 AMP CC INVERTER WELDER | \$23.18 | \$51.39 | \$143.09 |
| 27 | 365 | 250 AMP CC SKYWELDER PKG | \$25.19 | \$63.48 | \$188.43 |
| 27 | 370 | 300 AMP CC INVERTER WELDER | \$17.13 | \$43.33 | \$125.96 |
| 27 | 380 | 300 AMP CC/CV INVERTER WELDER | \$21.16 | \$57.44 | \$161.23 |
| 27 | 385 | 350 AMP CC/CV INVERTER WELDER | \$24.18 | \$65.50 | \$181.38 |
| 27 | 405 | 560 AMP CC/CV INVERTER WELDER | \$32.25 | \$85.65 | \$241.84 |
| 27 | 410 | 6 PACK WELDER MILLER MARK VI | \$65.50 | \$174.33 | \$484.69 |

Confidential & Proprietary
Corp Link # 518845
Rates Applicable to: Central Plains District

***Transportation:**
 up to 40 miles - \$125 delivery / \$125 pickup
 up to 65 miles - \$175 delivery / \$175 pickup

Shift Rate Schedule applies to hour metered machines.
Single shift = 0-8 hours; Double Shift = 9-16 hours(Rate X 1.5);
Triple Shift = 17-24 hours(Rate X 2).

The rental rates provided herein are valid for the contiguous US only and do not include transactions that occur in Hawaii, Alaska, Puerto Rico, or internationally. Any transactions occurring in Hawaii, Alaska, Puerto Rico, or internationally will occur at the market rate of the location from which the rental occurs.



JEFFERSON COUNTY
Single Shift Rental Rates
Rates Effective thru 08/01/2018

Transportation rates below

| CAT | CLASS | DESCRIPTION | DAY | WEEK | 4-WEEK |
|--|--------------|----------------------------------|------------|-------------|---------------|
| GENERAL CONSTRUCTION TOOLS | | | | | |
| WELDING & PLASMA CUTTING EQUIPMENT | | | | | |
| 27 | 420 | 8 PACK WELDER MILLER MARK VIII | \$86.66 | \$231.76 | \$646.92 |
| 27 | 440 | 450 AMP ELECTRIC WELDER | \$48.37 | \$129.99 | \$363.77 |
| 27 | 450 | 650 AMP ELECTRIC WELDER | \$57.44 | \$152.16 | \$424.23 |
| GENERATORS AND ACCESSORIES | | | | | |
| FUEL TANKS | | | | | |
| 110 | 110 | 275 GAL SINGLE WALL FUEL TANK | \$63.48 | \$168.28 | \$477.64 |
| 110 | 210 | 500 GAL DOUBLE WALL UL FUEL TANK | \$159.21 | \$422.21 | \$1,186.03 |
| GENERATOR ACCESSORIES / CABLE / ELECTRICAL PANELS | | | | | |
| 6 | 1 | SPIDER BOX TPB50P | \$31.24 | \$83.64 | \$235.79 |
| GENERATORS - DIESEL TOWABLE | | | | | |
| 9 | 10 | 7KW DIESEL GENERATOR | \$77.59 | \$210.60 | \$587.47 |
| 9 | 20 | 15KW DIESEL GENERATOR | \$86.66 | \$238.82 | \$673.12 |
| 9 | 30 | 20KW DIESEL GENERATOR | \$126.97 | \$329.51 | \$938.14 |
| 9 | 40 | 36KW DIESEL GENERATOR | \$164.25 | \$421.21 | \$1,210.21 |
| 9 | 50 | 40KW DIESEL GENERATOR | \$164.25 | \$421.21 | \$1,210.21 |
| 9 | 60 | 48KW DIESEL GENERATOR | \$202.54 | \$517.94 | \$1,509.49 |
| 9 | 70 | 56KW DIESEL GENERATOR | \$202.54 | \$517.94 | \$1,509.49 |
| 9 | 90 | 80KW DIESEL GENERATOR | \$250.91 | \$641.89 | \$1,881.32 |
| GENERATORS - GAS | | | | | |
| 8 | 1 | 2500 WATT GENERATOR | \$25.19 | \$66.51 | \$184.40 |

Confidential & Proprietary
Corp Link # 518845
Rates Applicable to: Central Plains District

***Transportation:**

up to 40 miles - \$125 delivery / \$125 pickup
up to 65 miles - \$175 delivery / \$175 pickup

Shift Rate Schedule applies to hour metered machines.

Single shift = 0-8 hours; Double Shift = 9-16 hours(Rate X 1.5);

Triple Shift = 17-24 hours(Rate X 2).

The rental rates provided herein are valid for the contiguous US only and do not include transactions that occur in Hawaii, Alaska, Puerto Rico, or internationally. Any transactions occurring in Hawaii, Alaska, Puerto Rico, or internationally will occur at the market rate of the location from which the rental occurs.



JEFFERSON COUNTY
Single Shift Rental Rates
Rates Effective thru 08/01/2018

Transportation rates below

| CAT | CLASS | DESCRIPTION | DAY | WEEK | 4-WEEK |
|-----------------------------------|--------------|------------------------------|------------|-------------|---------------|
| GENERATORS AND ACCESSORIES | | | | | |
| GENERATORS - GAS | | | | | |
| 8 | 4 | 7500 WATT GENERATOR | \$49.38 | \$141.07 | \$382.91 |
| 8 | 10 | 1000 WATT INVERTER GENERATOR | \$24.18 | \$64.49 | \$180.37 |
| 8 | 20 | 10,000 WATT GENERATOR | \$65.50 | \$182.39 | \$507.87 |
| GROUND PROTECTION | | | | | |
| GROUND PROTECTION MATS | | | | | |
| 154 | 45 | ARMORDECK 3 - TRANS/SOLID PC | \$12.25 | \$12.25 | \$24.50 |
| 154 | 105 | DURADECK - WHITE 4' X 8' | \$20.00 | \$20.00 | \$60.00 |
| 154 | 405 | MEGADECK - CAMLOCK PIN | \$55.00 | \$55.00 | \$110.00 |
| LAWN, LANDSCAPE, AND TREE | | | | | |
| LAWN & LANDSCAPE | | | | | |
| 2 | 60 | AIR FENCE POST DRIVER | \$39.30 | \$105.81 | \$294.24 |
| 73 | 15 | METAL DETECTOR | \$16.12 | \$44.34 | \$121.93 |
| STUMP GRINDERS | | | | | |
| 39 | 70 | W/B STUMP GRINDER | \$102.78 | \$300.29 | \$833.34 |
| 39 | 75 | STUMP GRINDER 25HP-30HP | \$185.41 | \$508.87 | \$1,405.70 |
| 39 | 80 | STUMP GRINDER 50HP-65HP | \$250.91 | \$686.22 | \$1,905.50 |
| WOOD & BRUSH CHIPPERS | | | | | |
| 39 | 45 | SMALL CHIPPER/MULCHER | \$65.50 | \$200.53 | \$505.85 |
| 39 | 50 | 6" CHIPPER | \$124.95 | \$345.63 | \$948.22 |
| 39 | 55 | 9" CHIPPER | \$221.69 | \$620.73 | \$1,708.00 |

Confidential & Proprietary
Corp Link # 518845

Rates Applicable to: Central Plains District

***Transportation:**

up to 40 miles - \$125 delivery / \$125 pickup
 up to 65 miles - \$175 delivery / \$175 pickup

Shift Rate Schedule applies to hour metered machines.

Single shift = 0-8 hours; Double Shift = 9-16 hours(Rate X 1.5);

Triple Shift = 17-24 hours(Rate X 2).

The rental rates provided herein are valid for the contiguous US only and do not include transactions that occur in Hawaii, Alaska, Puerto Rico, or internationally. Any transactions occurring in Hawaii, Alaska, Puerto Rico, or internationally will occur at the market rate of the location from which the rental occurs.



JEFFERSON COUNTY
Single Shift Rental Rates
Rates Effective thru 08/01/2018

Transportation rates below

| CAT | CLASS | DESCRIPTION | DAY | WEEK | 4-WEEK |
|----------------------------------|--------------|---|------------|-------------|---------------|
| LAWN, LANDSCAPE, AND TREE | | | | | |
| WOOD & BRUSH CHIPPERS | | | | | |
| 39 | 60 | 12" CHIPPER | \$286.18 | \$789.01 | \$2,189.67 |
| 39 | 65 | 18" CHIPPER | \$322.45 | \$993.56 | \$2,920.23 |
| PUMPS AND TRENCH SHORING | | | | | |
| PUMPS - ACCESSORIES | | | | | |
| 46 | 901 | AUTO START CONTROL | \$40.31 | \$108.83 | \$306.33 |
| PUMPS - LARGE | | | | | |
| 41 | 10 | 4" DIESEL DOUBLE DIAPHRAGM PUMP | \$102.78 | \$250.91 | \$710.41 |
| 41 | 130 | 4" DIESEL SELF-PRIMING TRASH PUMP | \$125.96 | \$335.55 | \$948.22 |
| 41 | 140 | 6" ELECTRIC SELF-PRIMING TRASH PUMP | \$189.44 | \$502.83 | \$1,421.82 |
| 41 | 150 | 6" DIESEL SELF-PRIMING TRASH PUMP | \$189.44 | \$511.90 | \$1,418.80 |
| 43 | 380 | 4" SUBMERSIBLE PUMP | \$126.97 | \$396.01 | \$1,111.46 |
| PUMPS - SMALL | | | | | |
| 43 | 110 | SUBMERSIBLE PUMP FLOOR LEVEL INTAKE | \$24.18 | \$65.50 | \$183.40 |
| 43 | 150 | 2" 1HP SUBMERSIBLE DEWATERING PUMP | \$28.21 | \$78.60 | \$219.67 |
| 43 | 170 | 3" 2HP SUBMERSIBLE DEWATERING PUMP 115V | \$39.30 | \$110.84 | \$307.34 |
| 43 | 210 | 2" GAS TRASH PUMP | \$32.25 | \$90.69 | \$248.89 |
| 43 | 220 | 2" GAS TRASH PUMP HIGH PRESSURE | \$45.35 | \$106.81 | \$341.60 |
| 43 | 230 | 3" GAS TRASH PUMP | \$39.30 | \$109.84 | \$303.31 |
| 43 | 240 | 4" GAS TRASH PUMP | \$67.51 | \$184.40 | \$519.96 |
| 43 | 250 | 1" CENTRIFUGAL PUMP | \$18.14 | \$49.38 | \$143.09 |

Confidential & Proprietary
Corp Link # 518845

Rates Applicable to: Central Plains District

***Transportation:**

up to 40 miles - \$125 delivery / \$125 pickup
up to 65 miles - \$175 delivery / \$175 pickup

Shift Rate Schedule applies to hour metered machines.

Single shift = 0-8 hours; Double Shift = 9-16 hours(Rate X 1.5);

Triple Shift = 17-24 hours(Rate X 2).

The rental rates provided herein are valid for the contiguous US only and do not include transactions that occur in Hawaii, Alaska, Puerto Rico, or internationally. Any transactions occurring in Hawaii, Alaska, Puerto Rico, or internationally will occur at the market rate of the location from which the rental occurs.



JEFFERSON COUNTY
Single Shift Rental Rates
Rates Effective thru 08/01/2018

Transportation rates below

| CAT | CLASS | DESCRIPTION | DAY | WEEK | 4-WEEK |
|------------|--------------|--------------------|------------|-------------|---------------|
|------------|--------------|--------------------|------------|-------------|---------------|

PUMPS AND TRENCH SHORING

PUMPS - SMALL

| | | | | | |
|----|-----|--|----------|----------|------------|
| 43 | 310 | 2" GAS DIAPHRAGM PUMP | \$32.25 | \$88.68 | \$245.87 |
| 43 | 320 | 3" GAS DIAPHRAGM PUMP | \$39.30 | \$111.85 | \$303.31 |
| 43 | 410 | HYDROSTATIC TEST PUMP ELECT 3GPM 500PSI | \$48.37 | \$132.00 | \$367.80 |
| 43 | 420 | HYDROSTATIC TEST PUMP GAS 9GPM 500PSI | \$54.41 | \$152.16 | \$423.22 |
| 43 | 430 | HYDROSTATIC TEST PUMP GAS 32GPM 300PSI | \$63.48 | \$172.31 | \$479.65 |
| 43 | 440 | HYDROSTATIC TEST PUMP PNEUMATIC 10K PSI | \$60.46 | \$167.27 | \$465.54 |
| 47 | 20 | 2" AIR DIAPHRAGM ALUMINUM PUMP | \$47.36 | \$127.97 | \$357.72 |
| 47 | 40 | 2" AIR DIAPHRAGM STAINLESS STEEL PUMP | \$71.54 | \$191.46 | \$537.09 |
| 47 | 50 | 3" AIR DIAPHRAGM ALUMINUM PUMP | \$59.45 | \$165.26 | \$467.56 |
| 47 | 60 | 3" AIR DIAPHRAGM CAST IRON PUMP | \$72.55 | \$191.46 | \$539.10 |
| 47 | 70 | 3" AIR DIAPHRAGM POLY PUMP | \$111.85 | \$296.26 | \$838.38 |
| 47 | 150 | 4" 15HP 460V SUBMERSIBLE DEWATERING PUMP | \$117.90 | \$301.29 | \$886.75 |
| 47 | 160 | 4" 20HP 460V SUBMERSIBLE TRASH PUMP | \$134.02 | \$341.60 | \$1,004.65 |
| 47 | 210 | 6" 35HP 460V SUBMERSIBLE DEWATERING PUMP | \$165.26 | \$422.21 | \$1,241.45 |
| 47 | 230 | 6" 40HP 460V SUBMERSIBLE TRASH PUMP | \$157.20 | \$402.06 | \$1,182.00 |
| 47 | 250 | 8" 95HP 460V SUBMERSIBLE DEWATERING PUMP | \$249.90 | \$661.03 | \$1,869.23 |

REMEDIATION, HEATING, AIR CONDITIONING, AND VENTILATION

AIR CONDITIONERS - PORTABLE

| | | | | | |
|-----|-----|---------------------------------|---------|----------|----------|
| 107 | 110 | 1 TON CLASSIC PORTABLE A/C 110V | \$72.55 | \$192.47 | \$542.13 |
| 107 | 120 | 2 TON CLASSIC PORTABLE A/C 230V | \$96.74 | \$255.95 | \$722.50 |

Confidential & Proprietary
Corp Link # 518845
Rates Applicable to: Central Plains District

***Transportation:**

up to 40 miles - \$125 delivery / \$125 pickup
up to 65 miles - \$175 delivery / \$175 pickup

Shift Rate Schedule applies to hour metered machines.

Single shift = 0-8 hours; Double Shift = 9-16 hours(Rate X 1.5);

Triple Shift = 17-24 hours(Rate X 2).

The rental rates provided herein are valid for the contiguous US only and do not include transactions that occur in Hawaii, Alaska, Puerto Rico, or internationally. Any transactions occurring in Hawaii, Alaska, Puerto Rico, or internationally will occur at the market rate of the location from which the rental occurs.



JEFFERSON COUNTY
Single Shift Rental Rates
Rates Effective thru 08/01/2018

Transportation rates below

| <i>CAT</i> | <i>CLASS</i> | <i>DESCRIPTION</i> | <i>DAY</i> | <i>WEEK</i> | <i>4-WEEK</i> |
|--|--------------|---|------------|-------------|---------------|
| REMEDIATION, HEATING, AIR CONDITIONING, AND VENTILATION | | | | | |
| AIR CONDITIONERS - PORTABLE | | | | | |
| 107 | 130 | 3.5 TON AIR CONDITIONER W/HEATER 230V | \$127.97 | \$338.58 | \$954.26 |
| 107 | 140 | 5 TON CLASSIC PORTABLE A/C | \$196.50 | \$451.44 | \$1,470.19 |
| FANS / BLOWERS / VENTILATORS | | | | | |
| 36 | 140 | 30" HIGH-VELOCITY FAN 115V | \$45.35 | \$120.92 | \$337.57 |
| 36 | 210 | ELECTRIC MANHOLE BLOWER 115V | \$28.21 | \$78.60 | \$217.66 |
| 36 | 220 | GAS MANHOLE BLOWER | \$28.21 | \$79.61 | \$219.67 |
| 36 | 340 | 12" VANO 250C1 3000CFM HAZ LOCATION FAN | \$65.50 | \$175.33 | \$491.74 |
| 36 | 520 | 3" AIR HORN VENTURI | \$4.03 | \$13.10 | \$36.28 |
| 36 | 530 | 6" AIR HORN VENTURI | \$10.08 | \$28.21 | \$76.58 |
| 36 | 540 | 8" AIR HORN VENTURI | \$11.08 | \$32.25 | \$87.67 |
| 36 | 550 | 10" AIR HORN VENTURI | \$16.12 | \$44.34 | \$122.94 |
| 36 | 560 | 20" AIR DRIVEN TANK FAN | \$41.31 | \$108.83 | \$307.34 |
| 36 | 570 | 20" AIR/STEAM DRIVEN TANK FAN | \$49.38 | \$134.02 | \$368.81 |

Confidential & Proprietary
Corp Link # 518845
Rates Applicable to: Central Plains District

***Transportation:**

up to 40 miles - \$125 delivery / \$125 pickup
up to 65 miles - \$175 delivery / \$175 pickup

Shift Rate Schedule applies to hour metered machines.

Single shift = 0-8 hours; Double Shift = 9-16 hours(Rate X 1.5);

Triple Shift = 17-24 hours(Rate X 2).

The rental rates provided herein are valid for the contiguous US only and do not include transactions that occur in Hawaii, Alaska, Puerto Rico, or internationally. Any transactions occurring in Hawaii, Alaska, Puerto Rico, or internationally will occur at the market rate of the location from which the rental occurs.



Invitation for Bid: **EQUIPMENT RENTAL SERVICES 2017** Date Issued: **6-19-2017**

| | |
|-----------------------------------|---|
| Specification Contact: | KURT WENGERT Department of Public Works 636-797-5427 kwengert@jeffcomo.org |
|-----------------------------------|---|

| | |
|-----------------|---|
| Contract | VICKIE PRATT |
| Contact: | Department of Administrative Services 636-797-5380 |

**Mail (3) Three
Complete Copies
With Vendor And
Bid Information As
Shown In Sample:**

SAMPLE ENVELOPE

VENDOR NAME

VENDOR ADDRESS

CONTACT NUMBER

DEPARTMENT OF THE COUNTY CLERK

JEFFERSON COUNTY MISSOURI

729 MAPLE ST / PO BOX 100

HILLSBORO MO 63050-0100

SEALED BID: (*BID NAME*)

Contract Term:
UPON APPROVAL OF THE
COUNTY COUNCIL AND
COUNTY EXECUTIVE

Vendor Information:

The undersigned certifies that he/she has the authority to bind this company in an agreement/contract to supply the commodity or service in accordance with all terms, conditions, and pricing specified. This Bid, if accepted, will constitute an Agreement and Contract with Jefferson County, Missouri, upon approval of the County Council and County Executive. Prices are firm during this agreement term, unless agreed upon in writing by the County. The County has the option to renew this agreement at the same terms and conditions as the original agreement for one additional two-year term with the written consent of the successful Bidder. Price increases for renewals are not authorized unless approved in writing by the County.

Sohn Fabick Tractor Company MATT NIEDERHAUSER
Company Name Authorized Agent (Print)

ONE FARBICK DRIVE
Address  Signature

FENTON, MO, 63026 RENTAL SPECIALIST
City/State/Zip Code Title

(314) 756-7614 7-17-2017 ~~43~~ 43-0263380
Telephone # Date Tax ID # M.v.

matthew.niederhauser
E-mail @fabickcat.com Fax #

2.6 NON-EXCLUSIVE AGREEMENT:

The contractor shall understand and agree that the contract shall not be construed as an exclusive agreement and further agrees that the County may secure identical and/or similar services or products from other sources at anytime in conjunction with or in replacement of the contractor's services.

2.7 DEFINITIONS:

- A. The term "County" means the Jefferson County, Missouri and its designated representatives.
- B. The term "Vendor" means Supplier, Contractor, and Seller and includes designated representatives.
- C. The term "IFB" means Invitation for Bid.
- D. The term "Agreement/Contract" means Binding Agreement, Contract, Request for Purchase, Order.

2.8 INSPECTION, ACCEPTANCE AND APPROVALS:

Goods shall at all times and places, including the period of manufacture, are subject to inspection and test by County. County will accept or give notice of rejection of goods delivered within a reasonable time after receipt. Acceptance shall not waive any warranty. All goods supplied are subject to final inspection and acceptance by County notwithstanding payment, prior inspections or approvals. County may require prompt replacement or correction of rejected goods at Supplier's expense, including a reduction in price for rejected goods. Supplier shall not resubmit rejected goods to County without prior written approval and instructions from County. In addition, Supplier shall identify resubmitted goods as previously rejected. Supplier shall provide and maintain a quality assurance and control system acceptable to County.

2.9 WARRANTY:

Unless otherwise agreed to in writing by the parties, Supplier warrants that items ordered to specifications will conform thereto and to any drawings, samples or other descriptions furnished or adopted by County, ~~or, if not ordered to specifications will be fit and sufficient for the purpose intended,~~ and that all items will be new, ~~merchantable,~~ of good material and workmanship, and free from defect. Such warranties, together with Supplier's service warranties and guarantees, if any, shall survive inspection, test, acceptance of, and payment for the items and shall run to County and its assigns. Except for latent defects, the County shall give notice of any nonconformity to the Supplier within one (1) year after acceptance. County may return for credit or require prompt correction or replacement of the defective or non-conforming goods or have the defective good corrected or replaced at Supplier's expense. Return to Supplier of any defective or non-conforming goods and delivery to County of any corrected or replaced goods shall be at Supplier's expense. Defective or non-conforming items shall not be corrected or replaced without written authorization by County. Goods required to be corrected or replaced shall be subject to the provisions of this clause and the clause hereof entitled "Inspection, Acceptance and Approvals" in the same manner and to the same extent as goods originally delivered under this contract. *THE WARRANTIES SET FORTH HEREIN ARE SOLE AND EXCLUSIVE AND ANY OTHER WARRANTY, EXPRESS OR IMPLIED, IS HEREBY DISCLAIMED INCLUDING, WITHOUT LIMITATION, ANY WARRANTY OF MERCHANTABILITY OR FITNESS FOR A PARTICULAR PURPOSE.*

2.10 PAYMENT:

County will pay Supplier for goods upon delivery to, submission of certified invoices with attached tipping fee receipts and acceptance. The County will not be responsible for articles or services furnished without a purchase order. Price is tax-exempt.

2.11 CHANGE ORDER:

County may make changes within the general scope of this contract. If any such changes cause an increase or decrease in the cost of or the time required for the performance of any part of the work, whether changed or not changed by any such order, an equitable adjustment shall be made in the price or delivery schedule or both, and any change order shall be in writing. Any claim by a Supplier for adjustment under this clause shall be asserted within fifteen (15) days from the date of receipt of this written order directing the change, provided, however, County, if it decides that the facts justify such action, may receive and act upon such claim asserted at any time prior to final payment.

2.12 DELIVERIES:

Deliveries shall be made in strict accordance with any delivery schedule contained in the bid specification or contract and in the exact quantity ordered. Failure to adhere to delivery schedule is reason for termination in accordance with the "termination" clause. Deliveries are to be made at locations specified by the County at time of Order.

2.13 RESPONSIBILITY FOR SUPPLIES:

Pursuant to Section 290.560 RSMo, Supplier/Contractor shall employ only Missouri laborers and laborers from nonrestrictive states except that other laborers may be used when Missouri laborers or laborers from nonrestrictive states are not available, or are incapable of performing the particular type of work involved, if so certified by the contractor and approved by the County. Except as otherwise provided, Supplier shall be responsible and bear all risks for loss and damage to goods until delivery at County's facilities, regardless of F.O.B. point, point of inspection or acceptance; and if the goods are rejected.

2.14 SUBCONTRACTS:

Supplier shall not enter into any subcontract(s) in excess of \$25,000 or 20% of this contract price; whichever is less, for any goods without County's prior written approval.

Please list any other rental equipment not specified above.

TERM OF CONTRACT

This contract will remain in effect for 24 months from the date of acceptance. The County of Jefferson reserves the right to renew this contract for an additional 24-month period at the same terms and conditions with the written consent of the successful bidders.

After 12 months in the original contract term, the bidders will be permitted to modify their prices for the remainder of that term. If the contract is renewed for a subsequent 24-month period, the bidders will be permitted to adjust prices again once 12 months have elapsed in the renewal period.

RATE SHEET PRICE

PRICING OFFERED

DISCOUNT

Available Equipment
Picked up at your yard:

SEE ATTACHED

10 %

Delivery Charge to
5275 State Highway B, Hillsboro:

Under 20K - \$113.00/hr.
OVER 20K - \$135.00/hr.
+ REQUIRED PERMITS

RATE SHEET PRICES WILL REMAIN IN EFFECT UNTIL October 1, 2017. New rate sheets will be furnished for prices after October 1, 2017.

If you cannot hold your price for one year, you will guarantee this price to remain in effect until:

(DATE YOUR PRICES EXPIRE)

In emergency, can we call you after regular hours? YES X NO _____

If yes, name party to call: Matthew Niederhauser

Telephone number: (314) 756-7614

FABICK RENTS

Invitation for Bid: Equipment Rental Services 2017

Bid #: 17-0054

AIR COMPRESSORS

| EQUIPMENT | DAY | WEEK | 4-WEEK |
|-----------|----------|----------|------------|
| 185 | \$135.00 | \$380.00 | \$1,050.00 |
| 375 | \$265.00 | \$725.00 | \$2,000.00 |
| AIR HOSE | \$15.00 | \$40.00 | \$80.00 |

WALK BEHIND TRENCH ROLLER

| EQUIPMENT | DAY | WEEK | 4-WEEK |
|-----------|----------|----------|------------|
| BMP-8500 | \$280.00 | \$830.00 | \$2,500.00 |

COMPACT UTILITY LOADERS

| EQUIPMENT | DAY | WEEK | 4-WEEK |
|-----------|----------|----------|------------|
| BOXER 322 | \$145.00 | \$435.00 | \$1,300.00 |
| BOXER 525 | \$170.00 | \$500.00 | \$1,500.00 |

COMPACT UTILITY LOADER ATTACHMENTS

| EQUIPMENT | DAY | WEEK | 4-WEEK |
|---------------------------------------|----------|----------|----------|
| AUGERS | \$50.00 | \$150.00 | \$450.00 |
| AUGER BITS 6"-24" | \$20.00 | \$60.00 | \$180.00 |
| BORING TOOL | \$50.00 | \$150.00 | \$450.00 |
| FORKS | \$20.00 | \$60.00 | \$180.00 |
| HAMMERS | \$110.00 | \$330.00 | \$990.00 |
| LEVELERS | \$20.00 | \$60.00 | \$180.00 |
| MULTI PURPOSE TOOL (RIPPER/TOWBAR) | \$20.00 | \$60.00 | \$180.00 |
| RAKE | \$50.00 | \$150.00 | \$450.00 |
| TILLERS | \$100.00 | \$300.00 | \$900.00 |
| TRAILERS | \$50.00 | \$150.00 | \$450.00 |
| TREE FORKS | \$30.00 | \$90.00 | \$270.00 |
| TRENCHERS | \$75.00 | \$225.00 | \$675.00 |
| VIBRATORY PLOWS | \$100.00 | \$300.00 | \$900.00 |

BROCE BROOM

| EQUIPMENT | DAY | WEEK | 4-WEEK |
|-----------|----------|----------|------------|
| CRT350 | \$300.00 | \$900.00 | \$2,700.00 |

WHEELED SKID STEERS

| EQUIPMENT | DAY | WEEK | 4-WEEK |
|----------------------|----------|------------|------------|
| RADIAL LIFT | | | |
| 246 | \$275.00 | \$830.00 | \$2,500.00 |
| VERTICAL LIFT | | | |
| 262 | \$330.00 | \$1,000.00 | \$3,000.00 |

TRACK SKID STEERS

| EQUIPMENT | DAY | WEEK | 4-WEEK |
|-----------|----------|------------|------------|
| 239 | \$310.00 | \$930.00 | \$2,800.00 |
| 259 | \$400.00 | \$1,200.00 | \$3,600.00 |
| 289 | \$500.00 | \$1,500.00 | \$4,500.00 |

SKID STEER ATTACHMENTS

| EQUIPMENT | DAY | WEEK | 4-WEEK |
|--------------------|----------|----------|----------|
| ANGLE DOZER BLADES | \$105.00 | \$315.00 | \$950.00 |
| AUGERS | | | |
| A19B | \$90.00 | \$280.00 | \$850.00 |
| AUGER BITS | | | |
| 6"-9" | \$30.00 | \$90.00 | \$275.00 |

| | | | |
|--------------------------------------|----------|------------|------------|
| 12"-18" | \$35.00 | \$105.00 | \$325.00 |
| 24"-30" | \$40.00 | \$115.00 | \$350.00 |
| 36" | \$45.00 | \$130.00 | \$390.00 |
| AUGER EXTENSIONS | | | |
| 12" & 24" | \$15.00 | \$40.00 | \$130.00 |
| 72" | \$20.00 | \$60.00 | \$160.00 |
| BROOMS | | | |
| BA18/VIRNIG | \$185.00 | \$565.00 | \$1,700.00 |
| BU115 | \$185.00 | \$565.00 | \$1,700.00 |
| BP18B | \$185.00 | \$565.00 | \$1,700.00 |
| BRUSH CUTTERS | | | |
| BR160 | \$250.00 | \$575.00 | \$1,735.00 |
| BR172 | \$265.00 | \$645.00 | \$1,935.00 |
| DAVCO 60" | \$480.00 | \$1,180.00 | \$2,370.00 |
| DAVCO 70" | \$480.00 | \$1,180.00 | \$2,370.00 |
| BUCKETS | | | |
| GENERAL PURPOSE 60"-84" | \$50.00 | \$100.00 | \$300.00 |
| LIGHT MATERIAL 72"-84" | \$50.00 | \$100.00 | \$300.00 |
| INDUSTRIAL GRAPPLE BUCKET 66"-78" | \$100.00 | \$300.00 | \$900.00 |
| INDUSTRIAL GRAPPLE RAKE 4 in 1 | \$100.00 | \$300.00 | \$900.00 |
| ROCK BUCKET | \$60.00 | \$175.00 | \$520.00 |
| | \$70.00 | \$150.00 | \$400.00 |
| COLD PLANERS | | | |
| 205 HIGH FLOW (18") | \$375.00 | \$945.00 | \$2,600.00 |
| 206 HIGH FLOW (24") | \$420.00 | \$1,050.00 | \$2,900.00 |
| 306 HIGH FLOW (24") | \$510.00 | \$1,270.00 | \$3,500.00 |
| 310 HIGH FLOW (39") | \$565.00 | \$1,420.00 | \$3,900.00 |
| COMPACTORS | | | |
| CV18 (73") | \$165.00 | \$500.00 | \$1,500.00 |
| FORKS | | | |
| PALLET 48" | \$50.00 | \$120.00 | \$360.00 |
| INDUSTRIAL GRAPPLE FORK | \$90.00 | \$270.00 | \$810.00 |
| HAMMERS | | | |
| See pricing below | | | |
| DROP HAMMER | | | |
| CONCRETE DROP HAMMER | \$120.00 | \$365.00 | \$1,095.00 |
| LANDSCAPE LEVELERS | | | |
| PD84 | \$250.00 | \$750.00 | \$2,200.00 |
| LANDSCAPE RAKES | | | |
| LR18 (74") | \$135.00 | \$500.00 | \$1,500.00 |
| MULCHER | | | |
| FECON 85" | \$600.00 | \$1,500.00 | \$3,750.00 |
| HM315 | \$600.00 | \$1,500.00 | \$3,750.00 |
| HM415 (XHP) | \$635.00 | \$1,660.00 | \$4,150.00 |
| POWER BOX RAKES | | | |
| PR172 (72") | \$200.00 | \$600.00 | \$1,800.00 |
| PR184 (84") | \$200.00 | \$600.00 | \$1,800.00 |
| SALT SPREADERS | | | |
| | \$60.00 | \$160.00 | \$500.00 |
| SNOW BLOWERS | | | |
| SR118 (73") | \$100.00 | \$265.00 | \$800.00 |
| SR321 (85") | \$110.00 | \$310.00 | \$925.00 |
| SNOW PUSHERS | | | |
| 8'/10' | \$70.00 | \$180.00 | \$510.00 |
| STUMP GRINDERS | | | |
| SG16 SF | \$220.00 | \$530.00 | \$1,600.00 |
| SG18-HF | \$220.00 | \$530.00 | \$1,600.00 |
| TILLERS | | | |
| LT18 (73") | \$170.00 | \$430.00 | \$1,300.00 |
| TRENCHERS | | | |
| T9 (36"-48") | \$200.00 | \$500.00 | \$1,500.00 |
| T15 (60") | \$240.00 | \$600.00 | \$1,800.00 |

MINI EXCAVATORS

| EQUIPMENT | DAY | WEEK | 4-WEEK |
|------------------|------------|-------------|---------------|
|------------------|------------|-------------|---------------|

| | | | |
|-------|----------|------------|------------|
| 303.5 | \$285.00 | \$865.00 | \$2,600.00 |
| 304 | \$300.00 | \$900.00 | \$2,700.00 |
| 305 | \$335.00 | \$1,015.00 | \$3,050.00 |
| 305.5 | \$350.00 | \$1,050.00 | \$3,150.00 |
| 308 | \$500.00 | \$1,500.00 | \$4,500.00 |

MINI EXCAVATORS ATTACHMENTS

| EQUIPMENT | DAY | WEEK | 4-WEEK |
|--------------------|---------|----------|----------|
| ADDITIONAL BUCKETS | \$50.00 | \$100.00 | \$300.00 |
| AUGERS | | | |
| A19B | \$90.00 | \$280.00 | \$850.00 |
| AUGER BITS | | | |
| 6"-9" | \$30.00 | \$90.00 | \$275.00 |
| 12"-18" | \$35.00 | \$105.00 | \$325.00 |
| 24"-30" | \$40.00 | \$115.00 | \$350.00 |
| 36" | \$45.00 | \$130.00 | \$390.00 |
| AUGER EXTENSIONS | | | |
| 12" & 24" | \$15.00 | \$40.00 | \$130.00 |
| 72" | \$20.00 | \$60.00 | \$160.00 |

| | | | | |
|-------------------|-------|-------------------|----------|------------|
| COMPACTORS | | | | |
| | CVP16 | \$125.00 | \$320.00 | \$800.00 |
| | CVP40 | \$190.00 | \$480.00 | \$1,200.00 |
| HAMMERS | | See pricing below | | |
| THUMBS | | \$60.00 | \$150.00 | \$450.00 |

MEDIUM/LARGE EXCAVATORS

| EQUIPMENT | DAY | WEEK | 4-WEEK |
|-----------|----------|------------|------------|
| 312/313 | \$625.00 | \$1,880.00 | \$5,650.00 |
| 314/315 | \$660.00 | \$1,980.00 | \$5,950.00 |
| 316 | \$670.00 | \$2,015.00 | \$6,050.00 |
| 320/323 | \$785.00 | \$2,365.00 | \$6,950.00 |
| 321/325 | \$815.00 | \$2,450.00 | \$7,350.00 |

MEDIUM/LARGE EXCAVATORS ATTACHMENTS

| EQUIPMENT | DAY | WEEK | 4-WEEK |
|------------------------------|-------------------|------------|------------|
| ADDITIONAL BUCKETS (311-323) | \$90.00 | \$270.00 | \$700.00 |
| COMPACTORS | | | |
| CVP75 | \$240.00 | \$600.00 | \$1,500.00 |
| CVP110 | \$430.00 | \$1,080.00 | \$2,700.00 |
| HAMMERS | See pricing below | | |
| KRYPTO CLAW | \$130.00 | \$400.00 | \$1,200.00 |
| MULCHING HEAD | | | |
| BH62 | \$650.00 | \$2,000.00 | \$6,200.00 |
| THUMBS | \$100.00 | \$300.00 | \$900.00 |

BACKHOES

| EQUIPMENT | DAY | WEEK | 4-WEEK |
|------------|----------|------------|------------|
| 415/416 | \$300.00 | \$900.00 | \$2,700.00 |
| 420/420 IT | \$340.00 | \$1,030.00 | \$3,100.00 |
| 430/430 IT | \$375.00 | \$1,130.00 | \$3,400.00 |
| 450 | \$600.00 | \$1,800.00 | \$5,400.00 |

BACKHOE ATTACHMENTS

| EQUIPMENT | DAY | WEEK | 4-WEEK |
|--------------------------|-------------------|----------|------------|
| ADDITIONAL FRONT BUCKETS | \$80.00 | \$200.00 | \$550.00 |
| ADDITIONAL REAR BUCKETS | \$50.00 | \$100.00 | \$300.00 |
| BROOMS | | | |
| BA25 | \$185.00 | \$565.00 | \$1,700.00 |
| COMPACTORS | | | |
| CVP40 | \$190.00 | \$480.00 | \$1,200.00 |
| IT FORKS | \$65.00 | \$195.00 | \$585.00 |
| HAMMERS | See pricing below | | |
| THUMBS | \$80.00 | \$200.00 | \$550.00 |

HAMMERS

| EQUIPMENT | DAY | WEEK | 4-WEEK |
|-----------|----------|------------|------------|
| H25 | \$270.00 | \$640.00 | \$1,600.00 |
| H35 | \$275.00 | \$680.00 | \$1,700.00 |
| H45 | \$280.00 | \$720.00 | \$1,800.00 |
| H55 | \$300.00 | \$760.00 | \$1,900.00 |
| H65 | \$320.00 | \$800.00 | \$2,000.00 |
| H90/H95 | \$495.00 | \$1,240.00 | \$3,100.00 |
| H100/H110 | \$720.00 | \$1,800.00 | \$4,500.00 |
| H115 | \$880.00 | \$2,200.00 | \$5,500.00 |
| H120 | \$960.00 | \$2,400.00 | \$6,000.00 |

TELEHANDLERS

| EQUIPMENT | DAY | WEEK | 4-WEEK |
|-----------|----------|------------|------------|
| TL642 | \$275.00 | \$830.00 | \$2,500.00 |
| TL943 | \$315.00 | \$950.00 | \$2,850.00 |
| TL1255 | \$510.00 | \$1,530.00 | \$4,600.00 |

TELEHANDLER ATTACHMENTS

| EQUIPMENT | DAY | WEEK | 4-WEEK |
|--------------------------|---------|----------|----------|
| FORKS | | | |
| 48"-60" | \$65.00 | \$195.00 | \$585.00 |
| 72" | \$75.00 | \$220.00 | \$660.00 |
| 96" | \$85.00 | \$260.00 | \$780.00 |
| LIFTING HOOKS | \$65.00 | \$195.00 | \$525.00 |
| FRAMERS CARRIAGES | \$80.00 | \$200.00 | \$510.00 |
| IT BUCKET 1.75 | \$80.00 | \$200.00 | \$550.00 |
| TILT CARRIAGES | \$80.00 | \$200.00 | \$510.00 |
| TRUSS BOOMS | \$80.00 | \$200.00 | \$510.00 |
| WORK PLATFORM | \$80.00 | \$200.00 | \$510.00 |

INDUSTRIAL FORKLIFTS

| EQUIPMENT | DAY | WEEK | 4-WEEK |
|-----------|----------|----------|------------|
| P5000 | \$195.00 | \$595.00 | \$1,790.00 |
| P6000 | \$225.00 | \$680.00 | \$2,050.00 |

GENERATORS

| EQUIPMENT | DAY | WEEK | 4-WEEK |
|------------------|------------|-------------|---------------|
| 30kW | \$165.00 | \$485.00 | \$1,450.00 |
| 60kW | \$250.00 | \$750.00 | \$2,250.00 |
| 100kW | \$300.00 | \$900.00 | \$2,700.00 |

ROUGH TERRAIN FORKLIFTS

| EQUIPMENT | DAY | WEEK | 4-WEEK |
|-------------------------|------------|-------------|---------------|
| MASTERCRAFT (20,000 lb) | \$440.00 | \$1,330.00 | \$4,000.00 |

VIBRATORY COMPACTOR

| EQUIPMENT | DAY | WEEK | 4-WEEK |
|------------------|------------|-------------|---------------|
| SOIL | | | |
| CB434/CB44 | \$530.00 | \$1,600.00 | \$4,800.00 |
| CS44 | \$495.00 | \$1,495.00 | \$4,490.00 |
| CP44 | \$575.00 | \$1,730.00 | \$5,200.00 |
| ASPHALT | | | |
| CB14 | \$185.00 | \$565.00 | \$1,700.00 |
| CB24 | \$230.00 | \$700.00 | \$2,100.00 |
| CB34 | \$310.00 | \$930.00 | \$2,800.00 |



JEFFERSON COUNTY
DEPARTMENT OF ADMINISTRATIVE SERVICES
 729 MAPLE ST / PO BOX 100
 HILLSBORO MO 63050
WWW.JEFFCOMO.ORG

BID #: 17-0054

Invitation for Bid: EQUIPMENT RENTAL SERVICES 2017 Date Issued: 6-19-2017

BIDS SHALL BE ACCEPTED UNTIL: TUESDAY, JULY 18, 2017, AT 2:00 P.M. LOCAL TIME.

Specification

Contact:

KURT WENGERT

Department of Public Works

636-797-5427

kwengert@jeffcomo.org

Contract

Contact:

VICKIE PRATT

Department of Administrative Services

636-797-5380

**Mail (3) Three
 Complete Copies
 With Vendor And
 Bid Information As
 Shown In Sample:**

SAMPLE ENVELOPE

VENDOR NAME

VENDOR ADDRESS

CONTACT NUMBER

DEPARTMENT OF THE COUNTY CLERK

JEFFERSON COUNTY MISSOURI

729 MAPLE ST / PO BOX 100

HILLSBORO MO 63050-0100

SEALED BID: (BID NAME)

Contract Term:

**UPON APPROVAL OF THE
 COUNTY COUNCIL AND
 COUNTY EXECUTIVE**

The undersigned certifies that he/she has the authority to bind this company in an agreement/contract to supply the commodity or service in accordance with all terms, conditions, and pricing specified. This Bid, if accepted, will constitute an Agreement and Contract with Jefferson County, Missouri, upon approval of the County Council and County Executive. Prices are firm during this agreement term, unless agreed upon in writing by the County. The County has the option to renew this agreement at the same terms and conditions as the original agreement for one additional two-year term with the written consent of the successful Bidder. Price increases for renewals are not authorized unless approved in writing by the County.

**Vendor
 Information:**

NUWAY CONCRETE FORMS, INC

Company Name

DAPHNE RHOMBERG

Authorized Agent (Print)

4190 HOFFMEISTER AVE

Address

Daphne Rhomberg

Signature

ST. LOUIS, MO 63125

City/State/Zip Code

VP

Title

314.544.1214

Telephone #

7/14/17 43 0717119

Date

Tax ID #

DAPHNE@NUWAYINC.COM

E-mail

314.544.1656

Fax #

DMC

Please list any other rental equipment not specified above.

TERM OF CONTRACT

This contract will remain in effect for 24 months from the date of acceptance. The County of Jefferson reserves the right to renew this contract for an additional 24-month period at the same terms and conditions with the written consent of the successful bidders.

After 12 months in the original contract term, the bidders will be permitted to modify their prices for the remainder of that term. If the contract is renewed for a subsequent 24-month period, the bidders will be permitted to adjust prices again once 12 months have elapsed in the renewal period.

RATE SHEET PRICE

PRICING OFFERED

DISCOUNT

Available Equipment
Picked up at your yard:

SEE ATTACHED
PRICE SHEET

15% OFF

Delivery Charge to
5275 State Highway B, Hillsboro:

UNDER 12,000 LBS = \$80.00/HOUR
OVER 12,000 LBS = \$150.00/HOUR

RATE SHEET PRICES WILL REMAIN IN EFFECT UNTIL October 1, 2017. New rate sheets will be furnished for prices after October 1, 2017.


If you cannot hold your price for one year, you will guarantee this price to remain in effect until:

(DATE YOUR PRICES EXPIRE)

In emergency, can we call you after regular hours? YES X NO _____

If yes, name party to call: ANDY SMITH

Telephone number: 314.565.6970



**Featured American
Made Products**

nu way Rents

Spring 2017
Effective March 1, 2017

St. Louis

(314) 544-1214 (800) 542-1214

Jefferson City

(573) 893-8786 (800) 345-9154

Jackson

(573) 204-0100 (800) 599-9154

Wentzville, MO

(636) 327-8877 (888) 999-6883

Troy, IL

(618) 288-3400 (888) 315-1100

Visit Us at nuwayrents.com

Monday - Friday 7am - 5pm, Saturday 8am - 12pm

MINI



Bobcat
**MT52 Mini
Track Loader**



- Kubota 3 Cylinder Engine
- 500 Lb. Rated Operating Capacity
- 36" Width

| Rental Rates | |
|--------------|--------|
| Daily | \$155 |
| Weekly | \$550 |
| Monthly | \$1375 |

**Compact Track
Loader**




TEREX



- 32.7 HP Diesel Engine
- 48" Width
- 665 Lb. Operating Capacity

| Rental Rates | |
|--------------|--------|
| Daily | \$225 |
| Weekly | \$745 |
| Monthly | \$1995 |

Genie
A TEREX COMPANY



GS1930
**Starting
At \$79
Per Day**

Articulating and
Boom Lifts
Available

**Light Towers and
Towable Generators**

From 2,500W To 56,000W



AGNUM
POWER PRODUCTS LLC

**Distribution
Panels
Available**

**The Power To Supply Your Jobsite
Needs Big Or Small
Call For Sales Or Rental**

Nu-Ply Forming System
Form Layout For Commercial
And Residential Jobs

- Call for sales or rental
- 3' To 9' Forms Available
- Rental purchase options available



**Delivery Available
To Your Jobsite**



Bobcat

**\$209⁰⁰
Per Day**

**S530 PACKAGE
BOBCAT
BUCKET
TRAILER**



**\$309⁰⁰
Per Day**

**T590 PACKAGE
BOBCAT
BUCKET
TRAILER**

BILJAX
Haulotte

**36' Trailer Mounted
Work Platform**

- 43.5 ft. working height
- 500 lb. capacity
- Electric and Gas powered

| Rental Rates | |
|--------------|--------|
| Daily | \$175 |
| Weekly | \$525 |
| Monthly | \$1575 |

**55' Trailer Mounted
Work Platform**

- 61 ft working height
- Telescopic upper boom
- 500 lb. capacity

| Rental Rates | |
|--------------|--------|
| Daily | \$265 |
| Weekly | \$925 |
| Monthly | \$2300 |

Dependable Equipment • Reasonable Rates • Jobsite Delivery

Air Equipment

Air Compressors

Diesel, Tow Behind, 185 CFM
Diesel, Tow Behind, 400 CFM
Electric, Portable, 2 - 4 CFM, 2 HP
Gas, Portable, 7 - 13 CFM, 1 1/2 HP

Air Tools

30 LB. Pavement Breaker
60 LB. Pavement Breaker
90 LB. Pavement Breaker
62 LB. Rock Drill
30 LB. Demolition Tool (Rivet Buster)
20 LB. Chipping Hammer
Air Impact 3/4"
Sand Blaster 300 LB. Capacity Pot
Dowel Drill EZ Drill, single
Dowel Drill Dual EZ Drill

Air Tools - Steel

Asphalt Cutter
Chisel Bit, Narrow
Chisel, Wide 3"
Clay Spade, 5 1/2"
Drill Steel 1' - 3'
Drill Steel 4' - 6'
Drill Steel 8'
Mol Point
Ground Rod Driver

Air Tools - Accessories

Blowgun, 3/4"
Hose, Air 3/4" x 50'
Hose, Air 3/4" x 50'

Automotive Tools

Engine Hoist

Bobcat Skidloaders

MT55 Walk Behind Mini Track Loader,
Diesel, 500 LB. Capacity, 36" or
44" Smooth or Tooth Bucket
Track Loader, 48" Terex, 700 LB Capacity
S530 or S175, Diesel, 1,750 LB. Capacity,
66" Smooth or Tooth Bucket
TS90 Track Loader, Diesel,
1,900 LB. Capacity, 68" Bucket
T750 Track Loader, Diesel,
3,000 LB. Capacity, 80" Bucket

Bobcat Attachments

Auger, skidloader/tracker/loader
Auger Bit, 6", 9", 12", 15" and 18"
Auger Bit, 24", 30", and 36"
Auger Extension, 10", 17", 24" Adjustable
Auger Attachment for MT52 and MT55
Breaker, Hydraulic, 600 FT. LBS.,
Breaker For 463 and MT52
Concrete Bucket with Chute
Drop Hammer
Grapple Bucket
Landscape Rake (Rock Hound)
Pallet Forks
Root Grapple Bucket, 66"
Sweeper, 72" (plus Addtl core charge)
Tires, Foam Filled or Solid, set of 4
Trencher 8" x 48" Depth

| Day | Week | Month |
|-----|------|-------|
| 105 | 365 | 850 |
| 165 | 575 | 1450 |
| 25 | 85 | 225 |
| 35 | 125 | 310 |

| Day | Week | Month |
|-----|------|-------|
| 30 | 105 | 275 |
| 30 | 105 | 275 |
| 30 | 105 | 275 |
| 50 | 175 | 425 |
| 40 | 140 | 350 |
| 20 | 70 | 175 |
| 65 | 190 | 425 |
| 75 | 265 | 675 |
| 165 | 575 | 1595 |
| 285 | 995 | 2750 |

| Day | Week | Month |
|-------|-------|-------|
| 10.00 | 30.00 | 60.00 |
| 6.50 | 9.75 | 24.50 |
| 6.50 | 9.75 | 24.50 |
| 10.00 | 30.00 | 60.00 |
| 5 | 15 | 45 |
| 8 | 23 | 68 |
| 15 | 45 | 135 |
| 6.50 | 9.75 | 24.50 |
| 5.50 | 8.25 | 20.50 |
| Day | Week | Month |
| 5 | 15 | 20 |
| 6 | 18 | 36 |
| 6 | 18 | 36 |

| Day | Week | Month |
|-----|------|-------|
| 20 | 70 | 175 |

| Day | Week | Month |
|-----|------|-------|
| 165 | 585 | 1375 |
| 225 | 745 | 1995 |
| 209 | 715 | 1835 |
| 309 | 950 | 2650 |
| 365 | 1250 | 3450 |

| Day | Week | Month |
|-----|------|-------|
| 75 | 275 | 695 |
| 20 | 60 | 180 |
| 30 | 90 | 270 |
| 15 | 45 | 115 |
| 50 | 175 | 450 |
| 165 | 575 | 1450 |
| 125 | 375 | 1125 |
| 70 | 225 | 525 |
| 250 | 875 | 2250 |
| 65 | 225 | 565 |
| 115 | 345 | 1035 |
| 50 | 175 | 450 |
| 65 | 225 | 565 |
| 105 | 315 | 945 |
| 70 | 280 | 800 |
| 125 | 435 | 1050 |



Cleaning Equipment

Pressure Washers

2200 PSI Cold Water, 5.5 HP Gas
3500 PSI Cold Water, 13 HP Gas
5000 PSI Cold Water, 24 HP Gas
3000 PSI Hot Water, 13 HP Gas
0" Orbital Action Tip
Sand Injector Kit
Extension Wand 6' - 18', 4000 PSI
Surface Cleaner For Pressure Washer
Hose, 3/4" x 50', Water Hose
Hose, 1 1/2" x 50', Washdown Hose

Floor Care

Carpet Cleaner 13" Path
Carpet Cleaner 16" Path
Upholstery Attachment
Floor Machine, 17"
20" Walk Behind Floor Scrubber
28" Walk Behind Floor Scrubber
28" Ride-on Floor Scrubber, 30 Gal. Tank

Brushes Not Included in Floor Scrubber Rental

28" Sweeper, Battery Powered
Vacuums
Vacuum, 16 Gallon, Wet/Dry 1 1/4 HP
Vacuum, 55 Gallon Drum

Compaction Equipment

Vibratory Plate, 3300 LB. Force
Rammer (Jumping Jack)
Vibratory Trench Roller 33" With Remote,
Sheepsfoot
Vibratory Plate, Reversible,
18000 LB. Force
Vibratory Roller - Walk Behind, 7 HP
Diesel, 8000 LB. Force (Double Drum)
Vibratory Roller - Ride-On, 16 HP Gas,
1 1/2 Ton (Double Drum)
Vibratory Roller - Ride-On, 3 Cyl. Diesel,
3 Ton (Double Drum)

Concrete Drills & Breakers

Core Drill Rig
(Diamond Core Bits From 1 1/2" - 12" Available)
Core Drill, Hand Held 1 1/2" to 3" Capacity
Rotary Hammer, 7/8" (SDS)
Rotary Hammer, 1 1/2" (Spline, SDS Max)
Demolition Hammer, 25 LB., Electric
(SDS Max)
Paving Breaker, 65 LB. (Electric)
Extension Cords 10/3, 50' and 100'

Concrete Tools

Bull Float, 48"
Bull Float Handles
Chute 12' Aluminum
Chute 16' Aluminum
Chute 20' Aluminum
Rebar Tying Tool (Ties up to #5 x #6)
Rebar Tying Tool (Ties up to #10 x #10)
Rollerbug 36"
Stamps, Various Patterns/Textures
Starting At
Tampers, Jitter Bug, 48"
Wheelbarrow Poly

| Day | Week | Month |
|-----|------|-------|
| 60 | 245 | 600 |
| 70 | 255 | 645 |
| 145 | 495 | 1250 |
| 145 | 495 | 1250 |
| 10 | 25 | 65 |
| 15 | 45 | 135 |
| 10 | 35 | 85 |
| 25 | 75 | 150 |
| 5 | 10 | 20 |
| 10 | 35 | 75 |

| Day | Week | Month |
|-----|------|-------|
| 20 | 80 | 240 |
| 50 | 175 | 450 |
| 5 | 15 | 35 |
| 30 | 110 | 325 |
| 75 | 265 | 675 |
| 125 | 475 | 1250 |
| 210 | 735 | 1850 |

| Day | Week | Month |
|-----|------|-------|
| 50 | 175 | 450 |
| 25 | 95 | 325 |
| 35 | 105 | 300 |

| Day | Week | Month |
|-----|------|-------|
| 50 | 175 | 405 |
| 50 | 175 | 405 |
| 225 | 780 | 2100 |
| 200 | 740 | 1850 |
| 110 | 365 | 900 |
| 110 | 365 | 900 |
| 215 | 650 | 1875 |

| Day | Week | Month |
|-----|------|-------|
| 50 | 175 | 450 |
| 50 | 175 | 450 |
| 15 | 55 | 145 |
| 25 | 95 | 225 |
| 45 | 155 | 375 |
| 55 | 180 | 460 |
| 5 | 20 | 50 |

| Day | Week | Month |
|-----|------|-------|
| 12 | 36 | 75 |
| 2 | 5 | 14 |
| 10 | 30 | 60 |
| 15 | 45 | 125 |
| 18 | 55 | 135 |
| 65 | 225 | 565 |
| 85 | 300 | 750 |
| 10 | 35 | 85 |
| 15 | 55 | 135 |
| 8 | 25 | 45 |
| 15 | 45 | 90 |



Concrete Equipment

Material Placement

Buggy, Gas Powered, 16 CU. FT.
Buggy, Propane Powered, 16 CU. FT.
Buggy, Gas Powered, W/ Tracks, 16 CU. FT.
Buggy, Gas Powered, W/ Tracks, 14 CU. FT.
Articulating Metal Tub
Buggy, Electric Powered, 16 CU. FT.
Buggy, Diesel, Sit Down, 31 CU. FT.
Concrete Blanket 6' x 25' - 1 Week Min.
Concrete Blanket 12' x 25' - 1 Week Min
Concrete Bucket, 1 Yard or 3/4 Yard
Side Chute for 1 or 3/4 Yard Bucket
Concrete Bucket, 2 Yard
Side Chute for 2 Yard Bucket
Mini Grout Pump, Up To 3 GPM (Manual)
Mini Grout Pump, Up To 5 GPM (Pneumatic)
Mini Grout Pump, w/ Mixer (Pneumatic)
Conveyor, 28' Electric, Towable
Power Sprayer, 25' Hose
Screed, Roller (Roller Tubes Not Included)
Screed, Power, Hand Held
with Screed Bar, 6' - 12'
Screed, Gas, with Winches
Base Price 20 FT. Section, 1 Week Min.
Additional Foot - up To 70 FT.

Surface Preparation

Concrete Planer, 8" (Plus Cutters)
Hi-Speed, 7" Surface Grinder, Gas
Surface Grinder, 24" x 12", Electric
Surface Grinder, 24" x 12", Gas
Surface Grinder, 24" x 12", Propane
Surface Grinder, Electric, Single Head

Trowel Machines

Troweling Machine, Mini, Gas, 24"
Troweling Machine, Gas, 36"
Troweling Machine, Gas, 46"
Troweling Machine, Propane, 36"
Troweling Machine, Ride-On,
34 HP Gas, 91" Non-Overlapping

Blades Not Included in Trowel Machine Rental

Vibrators

Vibrator, Hy Cycle, 20' Shaft
Vibrator, Electrical Shaft Type
Vibrator, Gas, Backpack

Shaft And Head not Included in Vibrator Rental

Drywall Equipment

Dolly, Drywall
Drywall Sander
Vacuum For Sander
Drywall Texture Gun
Panel Lift, Drywall 11' or 15' Max
Scaffolding, 6' Multi-Purpose Interior
Multi-Purpose - 3' Pony Section
Multi-Purpose - Outriggers (4 per set)
Multi-Purpose - Guardrail & Toeboard
QuikDrive (Self-Feeding Magazine)

Excavation Tools & Equipment

Augers

Auger 1 Man 2-3/8" - 8"
Auger 1 Man 4" - 12", Outrigger Type
Auger 2 Man 4" - 12"
Auger (Skidloader Attachment) 6" - 36"
Auger Bit - 6", 9", 12", 15", and 18"
Auger Bit - 24", 30", and 36"

| Day | Week | Month |
|-----|------|-------|
| 75 | 275 | 695 |
| 110 | 395 | 985 |
| 150 | 525 | 1325 |

| Day | Week | Month |
|------|-------|-------|
| 165 | 575 | 1450 |
| 165 | 575 | 1450 |
| 195 | 705 | 2195 |
| n/a | 39 | 49 |
| n/a | 75 | 95 |
| 65 | 220 | 600 |
| 15 | 45 | 125 |
| 105 | 380 | 905 |
| 20 | 60 | 150 |
| 55 | 195 | 490 |
| 65 | 220 | 600 |
| 105 | 380 | 950 |
| 155 | 560 | 1395 |
| 35 | 125 | 375 |
| 100 | 350 | 875 |
| 75 | 250 | 600 |
| 15 | 55 | 135 |
| | 520 | 1260 |
| 5.75 | 17.25 | 46.00 |

| Day | Week | Month |
|-----|------|-------|
| 75 | 225 | 765 |
| 55 | 195 | 500 |
| 55 | 195 | 485 |
| 50 | 175 | 455 |
| 60 | 210 | 525 |
| 45 | 160 | 405 |

| Day | Week | Month |
|-----|------|-------|
| 50 | 175 | 315 |
| 45 | 165 | 355 |
| 55 | 195 | 475 |
| 120 | 420 | 995 |
| 225 | 785 | 1975 |

| Day | Week | Month |
|-----|------|-------|
| 35 | 125 | 315 |
| 30 | 105 | 260 |
| 60 | 220 | 550 |

| Day | Week | Month |
|-----|------|-------|
| 20 | 60 | 140 |
| 30 | 105 | 250 |
| 25 | 85 | 200 |
| 15 | 45 | 90 |
| 35 | 115 | 285 |
| 35 | 115 | 285 |
| 15 | 30 | 90 |
| 5 | 15 | 45 |
| 5 | 15 | 45 |
| 30 | 100 | 250 |

| Day | Week | Month |
|-----|------|-------|
| 35 | 140 | 350 |
| 55 | 225 | 595 |
| 45 | 180 | 450 |
| 75 | 275 | 695 |
| 20 | 60 | 180 |
| 30 | 90 | 270 |

St. Louis • Jefferson City • Jackson • Wentzville, MO • Troy, IL



Backhoes

Caterpillar Backhoe 420E, 18' Depth
Breaker For Backhoe, 1200 LB.

Excavators

Excavator TB016 or TB216, 7'7" Max
Depth, 12" and 24" Trenching Bucket
Excavator 418, 6' Max Depth
9, 12" and 16" Trenching Bucket
Excavator E35, 10' Max Depth
13", 18", 24" or 30" Trenching Bucket
Excavator E35, 11' Max Depth
13", 18", 24" or 30" Trenching Bucket
Auger for E35 excavator
Grapple for E35 use with thumb

Trenchers

Trencher, Edger, Small Conduit and
Invisible Fence
Trencher, 3" x 12" Depth w/ Shark Chain
Trencher, 5" x 30" Walk Behind w/Tracks
Trencher, 6" x 36" Walk Behind w/Tracks
Trencher, 6" x 36" Self Propelled Walk
Behind, Hydro Steering, 18 HP

Trailers Available

Fastening Equipment

Finish Nailer or Stapler, Air
Flooring Nailer or Stapler, Air
Framing Nailer, Air
Positive Placement Nail Gun, Air
Roofing Nailer, Air
Trimpulse Airless Finish Nailer Kit
Trimpulse Airless Angled Finish Nailer
Impulse Airless Framing Nailer Kit
Powder Actuated, Semi-Auto 27 Caliber

Floor Care Tools

Carpet Cleaner/Extractor, 16"
Carpet Dryer
Upholstery Attachment
20" Walk Behind Floor Scrubber
28" Walk Behind Floor Scrubber
28" Ride-on Floor Scrubber, 30 Gal. Tank

Brushes Not Included in Floor Scrubber Rental

Carpet Stretcher, Power to 22'
Long Reach Air Chisel
Laminate Floor Kit
Roller, 100 LB. Linoleum/Tile
Floor Stripper, Tile - Blade Additional
26" Flooring Stripper - Electric Rideon
Tile Stripper CTS-12

Sanders

Edger, 7" with Dust Collector
8" Drum Sander with Dust Collector
Floor Sander, 17" Disc
Orbital Sander, 12" x 18" w/ Dust Collector

Tile Cutters and Saws

Tile Saw, Electric 10" Blade
(18" Capacity/12" Diagonal)
Tile Cutter, "Dual Bar" 12" Capacity

Surface Grinders

Surface Grinder, Electric, Single Head
Surface Grinder, Gas
Surface Grinder, Propane
Grinder, 11" Diamond, Inserts additional
Surface Grinder, 8" Diamond Disc
Husqvarna PG280 Surface Grinder Electric



Husqvarna PG450 Planetary Surface
Grinder, Electric

Generators

2500 Watts, Gas
6000 Watts, Gas, Auto Idle
Tow Behind Generators
10000 Watts, Diesel, Generator/Welder
15000 Watts Max, Diesel
20000 Watts Max, Diesel
64000 Watts Max, Diesel
Distribution Box
Spider Box

Heaters

155,000 BTU, Forced Air, LP
375,000 BTU, Forced Air, LP
220,000 BTU, Convection, LP
150,000-165,000 BTU, Forced Air, Kerosene
125,000 BTU, Tent Event LP
400,000 BTU, Indirect Heater, Diesel

Ladders And Scaffolding

Scaffolding

Scaffolding, 6' Multi-Purpose Interior
Multi-Purpose - 3' Pony Section
Multi-Purpose - Outriggers (4 per set)
Multi-Purpose - Guardrail & Toeboard

Ladders

Step Ladder, 8' Fiberglass
Step Ladder, 12' Fiberglass
Step Ladder, 16' Fiberglass
Extension Ladder, 24' Aluminum
Extension Ladder, 28' Aluminum
Extension Ladder, 32' Aluminum
Extension Ladder, 36' Aluminum
Extension Ladder, 40' Aluminum
Ladder Jacks, Pair
Aluminum Stage, 2-Man 12" x 12'
Aluminum Stage, 2-Man 20" x 16'
Aluminum Stage, 2-Man 20" x 20'
Aluminum Stage, 2-Man 20" x 24'

Lawn, Garden, & Landscaping

Lawn Care

Aerator, Commercial Type
Aerator, Tow Behind
Walk Behind Blower
Walk Behind 24" Brush Cutter
Broadcast Seed Spreader
Brush Cutter/String Trimmer
Blower, Gas, Backpack Style
Kubota Tractor with 38.5 HP Diesel
Lawn Roller
Log Splitter, Vertical/Horizontal
Power Rake
Power Rake With Bag
Power Slicer With Seeder
Sod Cutter, Self-Propelled, 18"
STIHL Mini Tiller
Roto Tiller, 4 HP
Roto Tiller, Front Tine, 5.5 HP
Roto Tiller, Rear Tine, Self-Propelled
Roto Tiller, Rear Tine, Self-Propelled
Tree Blowers

Tree Care

Chain Saw, 16" Bar - Chain Additional
Chain Saw, 18" Bar - Chain Additional



Chain Saw, 24" Bar - Chain Additional
Chipper, 6", 25 HP Gas, Tow Behind
Chipper, 12", 102 HP Diesel, Tow Behind
Pole Pruner
Stump Grinder - Hydraulic Controlled
Stump Grinder with tracks

Trenchers

Trencher, Edger, Small Cable/Conduit and
Invisible Fence
Trencher, 3" x 12" Depth with Shark Chain
Trencher, 5" x 30" Walk Behind w/Tracks
Trencher, 6" x 36" Walk Behind w/Tracks
Trencher, 6" x 36" Walk Behind, 18 HP,
Self-Propelled, Hydro Steering

Levels And Transits

Sewer Laser Package
Laser with Receiver
Laser Sensor
Level Kit (Includes Tripod and Rod)
Transit
Site Rod
Tripod

Lifting And Hoisting Equipment

Aerial Work Platform, 24'9"
Boom Lift, 45' Articulating, 4 X 4,
Dual Fuel, Self Propelled
Boom Lift, 55' Articulating, Electric/Gas,
Towable
Boom Lift, 36' Telescopic, Electric/Gas,
Towable
Boom Lift, 65' Telescopic, 4 X 4 Diesel
Scissor, 19' H x 30" W, Electric
Scissor, 26' H x 32" W, Electric
Scissor, 33' H x 68" W, Diesel,
Rough Terrain with Outriggers

Material Lifts

Contractor Lift, 24' 650 LB. Capacity
Drywall/Panel Lift, 150 LB. Capacity

Material Placement

Pallet Jack, Manual, 5500 LB. Capacity
Fork Lift, Propane, 5000 LB. Capacity

Lighting Equipment

Arrow Board, Solar Powered
Portable Light Stand, Halogen
(2) 500 Watt, 4' - 8' Telescoping
Light Plant, Diesel, (4) 1000 Watt,
30' Tower and 6000 Watt Generator
Glo Bug

Miscellaneous

Air Scrubber, 1200 CFM HEPA
Air Scrubber, 600 CFM HEPA
Blower, 8" Ventilating, Electric
Blower, 8" Ventilating, Gas
Billy Goat Walk Behind Blower 205 MPH
Wall Paper Steamer
Barricade
With Light
Looper Cone with Base
24" Contractor's Fan, 1/4 HP Motor
Epoxy Gun, Manual Dual Component
Dolly, Appliance
Dolly, Vending Machine, 1200 LB Capacity
Vending Machine Dolly, HD, 1800 LB Cap.
Dolly, 4 Wheel, 900 LB. Capacity, 18" x 30"



St. Louis

(314) 544-1214 (800) 542-1214

Jefferson City

(573) 893-8786 (800) 345-9154



Jackson

(573) 204-0100 (800) 599-9154

Wentzville

(636) 327-8877 (888) 999-6883



Troy, IL

(618) 288-3400 (888) 315-1100



Fan, 42" Ventilation
Ground Protection Mat, 4' x 8' White
Locator, Pipe and Cable
Magnetic Sweeper, 24"
Message Board, Variable
Metal Detector
Personnel Carrier, 2 seat
Pipe Threader, 1/2"-2" Capacity, Electric
Pipe Threader, 1/2"-2" Capacity, Manual
Siding Brake, 10'-6" and 12'-6"
Spot Cooler
Stripe Machine
Trash Cart, 1/2 Yard
Trash Chute 30" x 4' Sections
Truck Mounted Water Tank, 425 Gallon
Abrasive Blasters, 300 LB. Capacity Pot
Soil Pipe Cutter, 1-1/2" - 6" Capacity
Rebar Tying Tool (ties up to #5 x #6)
Rebar Tying Tool (ties up to #10 x #10)
Weed Burner

| | | |
|-------|-----|------|
| 20 | 80 | 240 |
| 12.50 | 45 | 115 |
| 30 | 90 | 270 |
| 20 | 60 | 175 |
| 300 | 765 | 2250 |
| 30 | 105 | 250 |
| 60 | 250 | 675 |
| 65 | 205 | 515 |
| 35 | 95 | 250 |
| 35 | 125 | 315 |
| 40 | 170 | 525 |
| 15 | 45 | 150 |
| 20 | 75 | 210 |
| 15 | 30 | 60 |
| 20 | 70 | 190 |
| 75 | 265 | 675 |
| 20 | 75 | 225 |
| 65 | 225 | 565 |
| 75 | 275 | 700 |
| 10 | 35 | 75 |

Mixers

Concrete, Electric, 3 Cu.Ft.
Concrete, Gas, 9 Cu.Ft.
Mortar, Gas, 7 Cu. Ft. or 9 Cu.Ft.
"Pool Deck" Mixer

| Day | Week | Month |
|-----|------|-------|
| 30 | 95 | 245 |
| 60 | 210 | 525 |
| 60 | 210 | 525 |
| 100 | 350 | 890 |

Plumbing Equipment

Drain Cleaner, Electric, 25' Drill Type
Sewer Cleaner, Electric, 1/2" x 50'
Sewer Cleaner, Electric, 3/4" or 5/8" x 100'

| Day | Week | Month |
|-----|------|-------|
| 25 | 75 | 215 |
| 45 | 180 | 450 |
| 55 | 195 | 375 |

Power Tools

Band Saw, Portable
Belt Sander
Drill, 1/2" D-Handle
Drill, Right Angle
Drywall/TEK Screw Gun
Grinder, 4 1/2"
Grinder, 9"
Impact Wrench, 1/2" Electric
Impact Wrench, 3/4" Electric

| Day | Week | Month |
|-----|------|-------|
| 35 | 105 | 300 |
| 15 | 55 | 130 |
| 15 | 55 | 130 |
| 25 | 85 | 200 |
| 15 | 55 | 130 |
| 15 | 45 | 90 |
| 15 | 55 | 130 |
| 15 | 55 | 130 |
| 65 | 225 | 565 |



Impact Wrench, 3/4" Air
Magnetic Drill Press, 3/4" Chuck
Quik Drive Screwgun with Extension

Pumps

5/8" - 1" Submersible, Electric
2" Submersible Centrifugal, Electric
2" Submersible Trash, Electric
2" Trash, Gas
3" Trash, Gas
4" Trash, Gas

| | | |
|----|-----|-----|
| 65 | 190 | 425 |
| 65 | 225 | 565 |
| 30 | 100 | 250 |

Hose Additional For Pump Rental

Saws

Band Saw - Portable
Chop Saw, 14" Guard
Circular Saw, 7 1/4" Guard
Circular Saw, 16-5/16" Guard
Compound Miter Saw, 12" Guard
Reciprocating Saw

| Day | Week | Month |
|-----|------|-------|
| 10 | 35 | 85 |
| 20 | 70 | 175 |
| 35 | 125 | 315 |
| 40 | 140 | 350 |
| 45 | 165 | 425 |
| 75 | 240 | 525 |

Early Entry Saws

"Soff-Cut" X150 6" Prowler, Push Type
"Soff-Cut" X150D, Push Type, Decorative
"Soff-Cut", 8" Gas, Push-Type
"Soff-Cut", 10" Gas, Self-Propelled
"Soff-Cut", 13 1/2" Gas

| Day | Week | Month |
|-----|------|-------|
| 35 | 105 | 300 |
| 15 | 50 | 125 |
| 10 | 35 | 85 |
| 50 | 175 | 450 |
| 45 | 180 | 360 |
| 15 | 55 | 110 |

Walk Behind Saws

Concrete Saw, 13 HP, Gas, Push Type, 18" Guard
Concrete Saw, 20 HP, Gas, Self-Propelled 20" Guard
Concrete Saw, 20 HP, Propane, Self-Propelled 20" Guard
Concrete Saw, 35 HP or 48 HP, Diesel, Self-Propelled 26" Guard
Concrete Saw, 66 HP or 70 HP, Diesel, Self-Propelled 36" Guard
Water Tank, 425 Gallon with 3/4" Hose Adapter

| Day | Week | Month |
|-----|------|-------|
| 75 | 275 | 600 |
| 100 | 350 | 900 |
| 175 | 575 | 1450 |
| 175 | 625 | 1500 |
| 225 | 800 | 1995 |

Hand Held Concrete Saws

Cut Off Saw, Electric, 14" Guard
Cut Off Saw, Gas, 14" Guard

| Day | Week | Month |
|-----|------|-------|
| 65 | 250 | 625 |
| 80 | 275 | 695 |
| 125 | 450 | 1125 |
| 120 | 420 | 1050 |
| 160 | 560 | 1395 |
| 20 | 70 | 190 |
| Day | Week | Month |
| 55 | 195 | 485 |
| 55 | 195 | 485 |



Concrete Chainsaw, Rock Boss
Hydraulic Ring Saw, 10" Cutting Depth, With Gas Power Pack

Masonry and Tile Saws

Masonry Saw, Gas or Electric
Masonry Saw, 14" Dustless w/cart & table
Tile Saw, Electric 10"
(18" Capacity/12" Diagonal)

| | | |
|-----|-----|------|
| 100 | 350 | 875 |
| 200 | 700 | 1750 |

| Day | Week | Month |
|-----|------|-------|
| 55 | 195 | 540 |
| 75 | 265 | 675 |
| 60 | 250 | 525 |

Trailers

Tilt Bed, 3500 Lbs., 6' x 10'
Dump, 8000 Lbs., 8' x 12' with 3' Sides
Dumpster (Roll-Off) 9 Yard, 2 Ton Max
Flat, 12000 Lbs., 75" x 16' or 81" x 18'

| Day | Week | Month |
|-----|------|-------|
| 50 | 195 | 365 |
| 105 | 385 | 960 |
| 95 | 350 | 875 |
| 60 | 235 | 685 |

Tilt-Up

Tilt-Up Pipe Brace, Adj. 14'6"-23'6"

| Day | Week | Month |
|-----|------|-------|
| | | 30 |

Welders

130 Amp, 110 Volt "MIG" Welder
250 Amp, AC/DC, 8000 Watt, Gas
300 Amp, AC/DC, 10000 Watt, Diesel

| Day | Week | Month |
|-----|------|-------|
| 45 | 160 | 560 |
| 65 | 220 | 550 |
| 95 | 335 | 850 |



Scan the QR Code
For More Rental Info
On Our Website

nu way
Everything for the Contractor!

Gift Card

BUILDING MATERIALS • CONSTRUCTION EQUIPMENT • CONCRETE SUPPLIES

Loader Backhoe With 24" Bucket

- 90 HP engine
- Extendable boom
- Maximum digging depth 18'0"
- 4 Wheel drive
- Air conditioned cab



| Rental Rates | | |
|---------------------------|--------|---------|
| Daily | Weekly | Monthly |
| \$295 | \$995 | \$2200 |
| Rental Rates With Breaker | | |
| Daily | Weekly | Monthly |
| \$535 | \$1935 | \$4550 |

Available In St. Louis, Wentzville,
And Jefferson City, MO

nu way
Rents
Fall 2016

Rental Equipment Sale



Current listing available online at nuwayinc.com for download.

AIRMAN



Package

- Compressor
- Breaker 60 - 90 lb.
- 50' Air Hose
- Oiler
- Whip Hose
- Air Velocity Fuse

\$150⁰⁰

One Day

185 CFM

Points And Chisels \$6.50 Each Per Day

St. Louis • Jefferson City • Jackson • Wentzville, MO • Troy, IL

nu way
Rents

Monday - Friday 7am - 5pm, Saturday 8am - 12pm
Rates Subject To Change Without Notice



JEFFERSON COUNTY
DEPARTMENT OF ADMINISTRATIVE SERVICES
 729 MAPLE ST / PO BOX 100
 HILLSBORO MO 63050
 WWW.JEFFCOMO.ORG

BID #: 17-0054

Invitation for Bid: EQUIPMENT RENTAL SERVICES 2017 Date Issued: 6-19-2017

BIDS SHALL BE ACCEPTED UNTIL: TUESDAY, JULY 18, 2017, AT 2:00 P.M. LOCAL TIME.

Specification:

Contact:

KURT WENGERT
 Department of Public Works
 636-797-5427
 kwengert@jeffcomo.org

Contract:

Contact:

VICKIE PRATT
 Department of Administrative Services
 636-797-5380

**Mail (3) Three
 Complete Copies
 With Vendor And
 Bid Information As
 Shown In Sample:**

SAMPLE ENVELOPE

VENDOR NAME

VENDOR ADDRESS

CONTACT NUMBER

DEPARTMENT OF THE COUNTY CLERK

JEFFERSON COUNTY MISSOURI

729 MAPLE ST / PO BOX 100

HILLSBORO MO 63050-0100

SEALED BID: (BID NAME)

Contract Term:

**UPON APPROVAL OF THE
 COUNTY COUNCIL AND
 COUNTY EXECUTIVE**

The undersigned certifies that he/she has the authority to bind this company in an agreement/contract to supply the commodity or service in accordance with all terms, conditions, and pricing specified. This Bid, if accepted, will constitute an Agreement and Contract with Jefferson County, Missouri, upon approval of the County Council and County Executive. Prices are firm during this agreement term, unless agreed upon in writing by the County. The County has the option to renew this agreement at the same terms and conditions as the original agreement for one additional two-year term with the written consent of the successful Bidder. Price increases for renewals are not authorized unless approved in writing by the County.

**Vendor
 Information:**

| | |
|-------------------------------|-----------------------------------|
| <u>G.W. Van Keppel Co.</u> | <u>Nicole Patocka</u> |
| Company Name | Authorized Agent (Print) |
| <u>1801 N 9th St</u> | <u>Nicole Patocka</u> |
| Address | Signature |
| <u>Kansas City, KS 66101</u> | <u>Sales-Rental Administrator</u> |
| City/State/Zip Code | Title |
| <u>913-233-3835</u> | <u>7-17-17</u> |
| Telephone # | Date |
| <u>npatocka@vankeppel.com</u> | <u>44-0513694</u> |
| E-mail | Tax ID # |
| | Fax # |

Please list any other rental equipment not specified above.

TERM OF CONTRACT

This contract will remain in effect for 24 months from the date of acceptance. The County of Jefferson reserves the right to renew this contract for an additional 24-month period at the same terms and conditions with the written consent of the successful bidders.

After 12 months in the original contract term, the bidders will be permitted to modify their prices for the remainder of that term. If the contract is renewed for a subsequent 24-month period, the bidders will be permitted to adjust prices again once 12 months have elapsed in the renewal period.

RATE SHEET PRICE

PRICING OFFERED

DISCOUNT

Available Equipment
Picked up at your yard:

See Attached

Delivery Charge to
5275 State Highway B, Hillsboro:

RATE SHEET PRICES WILL REMAIN IN EFFECT UNTIL October 1, 2017. New rate sheets will be furnished for prices after October 1, 2017.

If you cannot hold your price for one year, you will guarantee this price to remain in effect until:

(DATE YOUR PRICES EXPIRE)

In emergency, can we call you after regular hours? YES ___ NO ___

If yes, name party to call: _____

Telephone number: _____



The G.W. Van Keppel Company

Construction Equipment Rental Rates

Kansas City, KS
Wichita, KS
Topeka, KS
Garden City, KS

Tulsa, OK
Oklahoma City, OK

St. Louis, MO
Springfield, MO

Little Rock, AR
Van Buren, AR

Visit our website at www.vankeppel.com

| Astec Screens PEP | | | | Excavators | | | | Hammers | | | |
|-------------------|--------|-------|--------|-----------------|--------|-----------|-------|---------|-----------|-------|--------|
| Model | 4-Week | Week | 4-Week | Volvo Model | Weight | Dig Depth | Week | 4-Week | Carrier | Week | 4-Week |
| R30C | 14,500 | 3,500 | 10,500 | EC35/38 | 7898lb | 10'5"7'9" | 750 | 2,150 | IN22 | 450 | 1,000 |
| | | | | Fold & Go | 2612D | 2612V | 3,500 | 10,500 | 777 | 1,100 | 2,900 |
| | | | | Fold & Go | 2612V | 2516T | 5,000 | 15,000 | 999 | 1,500 | 4,275 |
| | | | | Direct Feed | 2516T | 2516KT | 4,000 | 12,000 | 1533/1555 | 1,850 | 4,950 |
| | | | | Track Screen | 2516KT | 2618VM | 4,350 | 13,000 | 2577 | 2,150 | 5,950 |
| | | | | PSP | 2618VM | PTSC | 2,500 | 7,500 | 3288 | 2,950 | 8,500 |
| | | | | Sany SRC 865 XL | 2618VM | Prosize | 8,500 | 25,000 | 4099 | 4,500 | 12,500 |
| | | | | Sany SRC 840 | 2612V | | | | | | |
| | | | | | | | | | | | |
| | | | | | | | | | | | |
| | | | | | | | | | | | |
| | | | | | | | | | | | |
| | | | | | | | | | | | |
| | | | | | | | | | | | |
| | | | | | | | | | | | |
| | | | | | | | | | | | |
| | | | | | | | | | | | |
| | | | | | | | | | | | |
| | | | | | | | | | | | |
| | | | | | | | | | | | |
| | | | | | | | | | | | |
| | | | | | | | | | | | |
| | | | | | | | | | | | |
| | | | | | | | | | | | |
| | | | | | | | | | | | |
| | | | | | | | | | | | |
| | | | | | | | | | | | |
| | | | | | | | | | | | |
| | | | | | | | | | | | |
| | | | | | | | | | | | |
| | | | | | | | | | | | |
| | | | | | | | | | | | |
| | | | | | | | | | | | |
| | | | | | | | | | | | |
| | | | | | | | | | | | |
| | | | | | | | | | | | |
| | | | | | | | | | | | |
| | | | | | | | | | | | |
| | | | | | | | | | | | |
| | | | | | | | | | | | |
| | | | | | | | | | | | |
| | | | | | | | | | | | |
| | | | | | | | | | | | |
| | | | | | | | | | | | |
| | | | | | | | | | | | |
| | | | | | | | | | | | |
| | | | | | | | | | | | |
| | | | | | | | | | | | |
| | | | | | | | | | | | |
| | | | | | | | | | | | |
| | | | | | | | | | | | |
| | | | | | | | | | | | |
| | | | | | | | | | | | |
| | | | | | | | | | | | |
| | | | | | | | | | | | |
| | | | | | | | | | | | |
| | | | | | | | | | | | |
| | | | | | | | | | | | |
| | | | | | | | | | | | |
| | | | | | | | | | | | |
| | | | | | | | | | | | |
| | | | | | | | | | | | |
| | | | | | | | | | | | |
| | | | | | | | | | | | |
| | | | | | | | | | | | |
| | | | | | | | | | | | |
| | | | | | | | | | | | |
| | | | | | | | | | | | |
| | | | | | | | | | | | |
| | | | | | | | | | | | |
| | | | | | | | | | | | |
| | | | | | | | | | | | |
| | | | | | | | | | | | |
| | | | | | | | | | | | |
| | | | | | | | | | | | |
| | | | | | | | | | | | |
| | | | | | | | | | | | |
| | | | | | | | | | | | |
| | | | | | | | | | | | |
| | | | | | | | | | | | |
| | | | | | | | | | | | |
| | | | | | | | | | | | |
| | | | | | | | | | | | |
| | | | | | | | | | | | |
| | | | | | | | | | | | |
| | | | | | | | | | | | |
| | | | | | | | | | | | |
| | | | | | | | | | | | |
| | | | | | | | | | | | |
| | | | | | | | | | | | |
| | | | | | | | | | | | |
| | | | | | | | | | | | |
| | | | | | | | | | | | |
| | | | | | | | | | | | |
| | | | | | | | | | | | |
| | | | | | | | | | | | |
| | | | | | | | | | | | |
| | | | | | | | | | | | |
| | | | | | | | | | | | |
| | | | | | | | | | | | |
| | | | | | | | | | | | |
| | | | | | | | | | | | |
| | | | | | | | | | | | |
| | | | | | | | | | | | |
| | | | | | | | | | | | |
| | | | | | | | | | | | |
| | | | | | | | | | | | |
| | | | | | | | | | | | |
| | | | | | | | | | | | |
| | | | | | | | | | | | |
| | | | | | | | | | | | |
| | | | | | | | | | | | |
| | | | | | | | | | | | |
| | | | | | | | | | | | |
| | | | | | | | | | | | |
| | | | | | | | | | | | |
| | | | | | | | | | | | |
| | | | | | | | | | | | |
| | | | | | | | | | | | |
| | | | | | | | | | | | |
| | | | | | | | | | | | |
| | | | | | | | | | | | |
| | | | | | | | | | | | |
| | | | | | | | | | | | |
| | | | | | | | | | | | |
| | | | | | | | | | | | |
| | | | | | | | | | | | |
| | | | | | | | | | | | |
| | | | | | | | | | | | |
| | | | | | | | | | | | |
| | | | | | | | | | | | |
| | | | | | | | | | | | |
| | | | | | | | | | | | |
| | | | | | | | | | | | |
| | | | | | | | | | | | |
| | | | | | | | | | | | |
| | | | | | | | | | | | |
| | | | | | | | | | | | |
| | | | | | | | | | | | |
| | | | | | | | | | | | |
| | | | | | | | | | | | |
| | | | | | | | | | | | |
| | | | | | | | | | | | |
| | | | | | | | | | | | |
| | | | | | | | | | | | |
| | | | | | | | | | | | |
| | | | | | | | | | | | |
| | | | | | | | | | | | |
| | | | | | | | | | | | |
| | | | | | | | | | | | |
| | | | | | | | | | | | |
| | | | | | | | | | | | |
| | | | | | | | | | | | |
| | | | | | | | | | | | |
| | | | | | | | | | | | |
| | | | | | | | | | | | |
| | | | | | | | | | | | |
| | | | | | | | | | | | |
| | | | | | | | | | | | |
| | | | | | | | | | | | |
| | | | | | | | | | | | |
| | | | | | | | | | | | |
| | | | | | | | | | | | |
| | | | | | | | | | | | |
| | | | | | | | | | | | |
| | | | | | | | | | | | |
| | | | | | | | | | | | |



The G.W. Van Keppel Company Rental Rates Fall 2016

Mark Young myyoung@vankeppel.com
(314) 307-9414

Cranes

| Model | Week | 4-Week |
|-----------------|-------|--------|
| Sany SRC 865 XL | 3,800 | 9,500 |
| Sany SRC 840 | 6,950 | 6,950 |

Bomag Stabilizers and Recyclers

| Model | Week | 4-Week |
|---------------------|-------|--------|
| Bomag MPH 364 OROPS | 4,500 | 13,500 |
| Bomag MPH 364 Cab | 5,000 | 15,000 |

Renter is responsible for teeth

Bomag Asphalt Compaction

| Model | Width | Weight | Week | 4-Week |
|---------------|-------|---------|-------|--------|
| BW11RH/PT-124 | 68" | 10K-27K | 1,200 | 3,600 |
| BW27 | 80.5" | 19K-59K | 2,200 | 6,400 |

Bomag Asphalt Compaction Double Drum

| Model | Width | Weight | Week | 4-Week |
|-------|-------|---------|-------|--------|
| BW120 | 48" | 5725lb | 700 | 1,900 |
| BW138 | 54" | 8400lb | 1,000 | 2,900 |
| BW161 | 66" | 21705lb | 1,700 | 5,000 |
| BW190 | 78" | 27650lb | 2,100 | 6,095 |
| BW284 | 84" | 30325lb | 2,300 | 6,500 |

Bomag Soil Compaction

| Model | Width | Weight | Week | 4-Week |
|--------------|-------|---------|-------|--------|
| BW124/SD45DX | 54" | 10600lb | 1,095 | 2,995 |
| BW177/SD75 | 66" | 15750lb | 1,500 | 4,295 |
| BW213/SD115 | 84" | 23700lb | 1,800 | 5,295 |
| BW213/SD115 | 84" | 23940lb | 1,900 | 5,695 |

Broce Brooms

| Model | Week | 4-Week |
|---------------------|-------|--------|
| RJ350/KR350 | 825 | 2,295 |
| MK-1 Transfer Broom | 2,500 | 7,500 |

Renter is responsible for broom core wear

Excavators

| Model | Weight (lb) | Dig Depth | Week | 4-Week |
|-------------|-------------|-----------|-------|--------|
| 75 Spin Ace | 17,500 | 13' 7" | 800 | 2,400 |
| 80 Spin Ace | 18,500 | 15' 1" | 850 | 2,550 |
| 145 X3 | 33,000 | 19' 2" | 1,200 | 3,600 |
| 160 X3 | 37,900 | 19' 11" | 1,575 | 4,725 |
| 210 X3 | 47,840 | 20' 1" | 1,500 | 4,800 |
| 235 X3 | 56,900 | 20' 1" | 1,800 | 5,400 |
| 300 X3 | 65,900 | 23' 4" | 2,300 | 6,900 |
| 350 X3 | 80,000 | 24' 1" | 2,700 | 8,100 |
| 470 X3 | 111,550 | 24' 10" | 3,500 | 10,500 |

*Rates include one (1) bucket for each additional bucket, add 5% of rental rate.

Kawasaki Wheel Loaders

| Model | Cubic Yard | Eng. HP | Week | 4-Week |
|-------|------------|---------|-------|--------|
| 45Z7 | 1.2 | 61 | 900 | 2,700 |
| 62Z7 | 2.75 | 152 | 1,100 | 3,300 |
| 67Z7 | 3.1 | 152 | 1,300 | 3,900 |
| 70Z7 | 3.7 | 173 | 1,400 | 4,200 |
| 90Z7 | 4.8 | 200 | 1,700 | 5,100 |
| 95Z7 | 5.5 | 286 | 2,900 | 8,700 |
| | 8.1 | 389 | 3,500 | 10,500 |

Terex Haul Trucks - Articulated

| Model | Capacity | Week | 4-Week |
|-------|----------|-------|--------|
| TA300 | 30 Ton | 3,300 | 9,900 |
| TA400 | 40 Ton | 4,300 | 12,900 |

Motor Graders

| Model | Oper Weight | Eng. HP | Week | 4-Week |
|-------|-------------|---------|-------|--------|
| G930 | 34,830 | 155-195 | 2,000 | 6,000 |
| G940 | 36,150 | 175-215 | 2,200 | 6,500 |
| G946 | 38,140 | 195-235 | 2,400 | 7,000 |

Allied Rammer Hydraulic Breakers

| Model | Impact Class | Carrier | Week | 4-Week |
|--------|--------------|----------------|-------|--------|
| BR522 | 500 lb | 5,000-12,000 | 300 | 900 |
| BR777 | 750 lb | 10,000-20,000 | 750 | 2,250 |
| BR999 | 1,200 lb | 19,000-33,000 | 1,250 | 3,750 |
| BR1322 | 1,600 lb | 1,290 | 3,850 | |
| BR1655 | 2,500 lb | 22,000-44,000 | 1,350 | 4,000 |
| BR2166 | 3,500 lb | 46,000-66,000 | 1,650 | 4,950 |
| BR2577 | 5,000 lb | 59,000-88,000 | 1,935 | 5,800 |
| BR3288 | 8,000 lb | 77,000-132,000 | 2,765 | 7,995 |
| BR4099 | 11,000 lb | | 3,000 | 9,000 |
| BR4510 | 11,000 lb | | 4,000 | 12,000 |

*Customer is responsible for broken chisel on hammer.

Allied & Rotar Demolition Tools

| Model | Weight | Week | 4-Week |
|--------------------------|--------|--------|--------|
| Allied AMS 50 | 4,500 | 13,500 | |
| AMP 50 PULVERISER RDP | 5,850 | 17,500 | |
| Allied RDP25S | 1,935 | 5,800 | |
| Allied ABG 70C-2 Grapple | 2,800 | 8,400 | |
| | 800 | 2,400 | |

Skid Steer Loaders

| Model | Tip Capacity | Weight | Week | 4-Week |
|--------|--------------|---------|------|--------|
| MC110C | 4804lb | 7480lb | 665 | 1,890 |
| MC115C | 5448lb | 7971lb | 675 | 1,950 |
| MC135C | 6024lb | 8430lb | 695 | 2,095 |
| MCT125 | 7991lb | 10205lb | 765 | 2,295 |
| MCT135 | 8628lb | 10663lb | 840 | 2,520 |

Bomag Milling Equipment

| Model | Width | Weight | Week | 4-Week |
|------------------------|---------|--------|--------|--------|
| SSL Milling Attachment | 24" | 800 | 2,250 | |
| BM600 | 24" | 4,500 | 11,500 | |
| BM1200/1300 | 48"/54" | 6,500 | 18,000 | |
| BM2000 | 79" | 10,000 | 27,000 | |

Astec Screens PEP

| Model | Week | 4-Week |
|--------------|--------|--------|
| Fold & Go | 2612D | 3,500 |
| Fold & Go | 2612V | 3,500 |
| Direct Feed | 2516T | 5,000 |
| Track Screen | 2516KT | 4,000 |
| PSP | 2618VM | 4,350 |
| PTSC | 2618VM | 2,500 |
| Prosize | 2612V | 8,500 |

Track Crushers & Screens

| Model | Week | 4-Week |
|----------------|--------|--------|
| Whole Machines | | |
| FT4240/FT4250 | 30,000 | |
| FT6203 | 14,000 | |
| FT1562 | 12,000 | |

*Customer is responsible for any new screen cloth required.

Mobile Screens

| Model | Week | 4-Week |
|----------|-------|--------|
| FT271K | 2,500 | 7,500 |
| KDS710 | 3,200 | 9,500 |
| KPI 6203 | 2,850 | 8,500 |
| | 3,000 | 9,000 |

Conveyors

| Model | Week | 4-Week |
|-------------------|-------|--------|
| 30x60 | 600 | 1,800 |
| 30x80 | 750 | 2,200 |
| 36x150 Radial | 1,195 | 3,500 |
| 36x150 Telesacker | 2,850 | 8,500 |

Etnyre Chip Spreaders & Oil Distributors

| Model | No Daily Rentals | Week | 4-Week |
|----------------------|------------------|-------------|--------|
| Chip Spreader 12/24 | | 15,000 | |
| Oil Dist 2000 | Gallon | 3 Month Min | 12,500 |
| Oil Dist 3500 | Gallon | 3 Month Min | 16,500 |
| Road Widener SPD 10' | | 4,500 | 12,000 |

Customer Responsibilities:

Proof of Insurance Coverage
Daily and Scheduled maintenance interval service
Wearable supplies such as tires, cutting edges and teeth
Return equipment full of fuel and clean
Rates based on 40 hour/week, 160 hour/4 week month, Freight not included
Additional charges may apply i.e. OT Hours, fuel, damages, cleaning, etc.



Visit our website at www.vankeppel.com



JEFFERSON COUNTY
DEPARTMENT OF ADMINISTRATIVE SERVICES
729 MAPLE ST / PO BOX 100
HILLSBORO MO 63050
WWW.JEFFCOMO.ORG

BID #: 17-0054

Invitation for Bid: EQUIPMENT RENTAL SERVICES 2017 Date Issued: 6-19-2017

BIDS SHALL BE ACCEPTED UNTIL: TUESDAY, JULY 18, 2017, AT 2:00 P.M. LOCAL TIME.

**Specification
Contact:**

KURT WENGERT
Department of Public Works
636-797-5427
kwengert@jeffcomo.org

**Contract
Contact:**

VICKIE PRATT
Department of Administrative Services
636-797-5380

**Mail (3) Three
Complete Copies
With Vendor And
Bid Information As
Shown In Sample:**


SAMPLE ENVELOPE

| | |
|------------------------|--------------------------------|
| VENDOR NAME | |
| VENDOR ADDRESS | |
| CONTACT NUMBER | DEPARTMENT OF THE COUNTY CLERK |
| | JEFFERSON COUNTY MISSOURI |
| | 729 MAPLE ST / PO BOX 100 |
| | HILLSBORO MO 63050-0100 |
| SEALED BID: (BID NAME) | |

Contract Term:
UPON APPROVAL OF THE
COUNTY COUNCIL AND
COUNTY EXECUTIVE

The undersigned certifies that he/she has the authority to bind this company in an agreement/contract to supply the commodity or service in accordance with all terms, conditions, and pricing specified. This Bid, if accepted, will constitute an Agreement and Contract with Jefferson County, Missouri, upon approval of the County Council and County Executive. Prices are firm during this agreement term, unless agreed upon in writing by the County. The County has the option to renew this agreement at the same terms and conditions as the original agreement for one additional two-year term with the written consent of the successful Bidder. Price increases for renewals are not authorized unless approved in writing by the County.

**Vendor
Information:**

| | |
|--|--|
| Herc Rentals Inc. | Jason Oosterbeek |
| Company Name | Authorized Agent (Print) |
| 3030 Market St |  |
| Address | Signature |
| St Louis, Mo 63103 | Vice President |
| City/State/Zip Code | Title |
| 314-534-8300 | 7/12/2017 13-6174127 |
| Telephone # | Date Tax ID # |
| hercbids@hercrentals.com | 314-534-4950 |
| E-mail | Fax # |



1.14 BID OPENINGS

Bids will be publicly opened and read aloud at the time indicated on page 1. The Bidders and the public are invited but not required to attend the formal opening of the bids. No decisions relating to the award of a contract or agreement will be made at the opening.

1.15 BID TABULATIONS

Bid Tabulations are not available for 5 to 7 business days following the Bid Opening. Bid submissions are open for public review at the time of the Bid Opening. Bid tabulations are posted on the County's web-site address, www.jeffcomo.org. **NO COPIES** of bid tabulations are sent to vendors.

2.0 BID RESPONSE AND CONTRACT

2.1 BIDDER REPRESENTATIONS:

The Bidder, by executing the Bid form certifies that:

- A. The bid complies with Invitation for Bid form and Bid Specifications.
- B. Bidder is not debarred or suspended from participation in Federal Assistance programs.

2.2 TAXES:

No bid or proposal shall be awarded by Jefferson County unless the prospective Bidder provides proof that the Bidder does not owe delinquent real or personal property taxes to Jefferson County. The prospective Bidder is required to provide proof in the form of an original paid tax receipt issued by the Jefferson County Collector or a verified affidavit stating that the applicant does not own any real or personal property in Jefferson County. Tax receipts for the past 3 years are required and may be obtained at <http://jeffersonmo.devnetwedg.com/> or a notarized affidavit stating that the applicant does not own any real or personal property in Jefferson County on company letterhead.

Section 135.040 of the Jefferson County Code of Ordinances (Ord. No. 10-0411) requires that no bid or proposal shall be awarded by Jefferson County unless the prospective Bidder provides proof that the Bidder does not owe delinquent real or personal property, or that the Bidder does not own any real or personal property in Jefferson County. All delinquent real or personal property taxes shall be paid, in-full, prior to the award of any bid, or proof shall be provided that the Bidder does not own any real or personal property in Jefferson County prior to the award of any bid. Jefferson County considers that the failure to pay any and all real or personal property taxes due Jefferson County, Missouri, the failure to report all real or personal property owned, held or used in Jefferson County, the failure to provide proof thereof, and/or the failure to keep said tax bills current shall be deemed a material breach of the contract and will subject the contract to immediate cancellation. All taxes, due and owing, must be paid in full at the time the bid is awarded by Jefferson County and remain paid during the entire term of the contract unless the prospective Bidder provides proof that the Bidder does not own real or personal property in Jefferson County. This requirement shall not apply to the award of bids for projects which are funded in whole or in part by Federal funds.

2.3 CERTIFICATION OF INDEPENDENT PRICE DETERMINATION:

- A. The prices in the bid shall be independently determined, without consultation, communication, or agreement for the purpose of restricting competition as to any matter relating to price with any Bidder or other person.
- B. Unless otherwise required by law, the prices shall not have been knowingly disclosed by the Bidder prior to opening.
- C. No attempt has been made or will be made by the Bidder to induce any other person or firm to submit or not to submit a bid.

2.4 PRICE:

The price(s) specified in this bid shall be firm and not subject to contingency or reservation. ~~If the Vendor fails to honor stated prices as submitted in the Bid Form or Contract, the County reserves the right to obtain the same items from the next lower vendor who submitted a bid price for the item.~~ The original vendor shall be responsible for the difference in price and required to make restitution to the County for the difference in price. The Bidder represents prices specified in the bid do not exceed current selling price for the same or substantially similar good or service, and are the same as or lower than other prices charged to the Bidder's most favored customer. In the event the stated prices are determined to be higher than the prices for which Supplier has sold the items, or services, to others, this contract price shall be reduced accordingly. **Bid prices are ALL INCLUSIVE: (Shipping, Handling, Delivery, and Assembly to locations specified by the County).** Prices shall be firm for ALL County departments and locations for term of the agreement.

2.5 MISSOURI DOMESTIC PRODUCT PROCUREMENT ACT:

Bidder represents that the goods provided comply with Sections 34.350 to 34.359, RSMo., known as the Domestic Product Procurement Act. The Act encourages the purchase of products manufactured or produced in the United States, State of Missouri, and Jefferson County, Missouri. Bidder shall include proof of compliance with the Act with the bid when requested.



Please list any other rental equipment not specified above.

TERM OF CONTRACT

This contract will remain in effect for 24 months from the date of acceptance. The County of Jefferson reserves the right to renew this contract for an additional 24-month period at the same terms and conditions with the written consent of the successful bidders.

After 12 months in the original contract term, the bidders will be permitted to modify their prices for the remainder of that term. If the contract is renewed for a subsequent 24-month period, the bidders will be permitted to adjust prices again once 12 months have elapsed in the renewal period.

RATE SHEET PRICE

PRICING OFFERED

DISCOUNT

Available Equipment
Picked up at your yard:

*Please see US Comm Coll
Rate sheet*

0%

Delivery Charge to
5275 State Highway B, Hillsboro:

0%

RATE SHEET PRICES WILL REMAIN IN EFFECT UNTIL October 1, 2017. New rate sheets will be furnished for prices after October 1, 2017.

If you cannot hold your price for one year, you will guarantee this price to remain in effect until:

(DATE YOUR PRICES EXPIRE)

In emergency, can we call you after regular hours? YES ☒ NO ☐

If yes, name party to call: John Albers

Telephone number: 314-295-1792

JA

AFFECTED REGIONS / BRANCHES

EFFECTIVE DATES: FROM: 04/01/2017 THROUGH: 03/31/2019

PRICE LIST #: N19727A

| CAT-CLASS DESCRIPTION | | | DAY | WEEK | MONTH |
|-----------------------|------|---|-------|---------|---------|
| AERIAL - BOOM LIFTS | | | | | |
| 410 | 2030 | BOOM ARTICULATED 33FT NARROW ELEC | \$150 | \$450 | \$1,195 |
| 410 | 2020 | BOOM ARTICULATED 30FT NAR ROT JIB ELEC | \$150 | \$450 | \$1,195 |
| 410 | 2010 | BOOM ARTICULATED 30FT NARROW ELEC | \$150 | \$450 | \$1,195 |
| 410 | 2050 | BOOM ARTICULATED 34FT WIDE ROT JIB ELEC | \$165 | \$475 | \$1,295 |
| 410 | 3040 | BOOM ARTICULATED 34FT 4WD DSL | \$205 | \$565 | \$1,380 |
| 410 | 4090 | BOOM STRAIGHT 45FT JIB 4WD DSL | \$190 | \$550 | \$1,495 |
| 410 | 4030 | BOOM STRAIGHT 40FT 4WD DF | \$190 | \$550 | \$1,495 |
| 410 | 4040 | BOOM STRAIGHT 40FT 4WD DSL | \$190 | \$550 | \$1,495 |
| 410 | 4020 | BOOM STRAIGHT 40FT 2WD DSL | \$190 | \$550 | \$1,495 |
| 410 | 4010 | BOOM STRAIGHT 40FT 2WD DF | \$196 | \$568 | \$1,495 |
| 410 | 2100 | BOOM ARTICULATED 40FT WIDE ROT JIB ELEC | \$205 | \$565 | \$1,550 |
| 410 | 2080 | BOOM ARTICULATED 40FT NAR ROT JIB ELEC | \$205 | \$565 | \$1,550 |
| 410 | 3070 | BOOM ARTICULATED 45FT 4WD DF | \$200 | \$550 | \$1,550 |
| 410 | 2130 | BOOM ARTICULATED 45FT ELEC | \$204 | \$510 | \$1,550 |
| 410 | 2140 | BOOM ARTICULATED 45FT JIB ELEC | \$204 | \$510 | \$1,550 |
| 410 | 3080 | BOOM ARTICULATED 45FT JIB 4WD DF | \$200 | \$550 | \$1,550 |
| 410 | 2070 | BOOM ARTICULATED 40FT NARROW JIB ELEC | \$205 | \$565 | \$1,550 |
| 410 | 3120 | BOOM ARTICULATED 45FT JIB 4WD DSL | \$200 | \$550 | \$1,550 |
| 410 | 3110 | BOOM ARTICULATED 45FT 4WD DSL | \$200 | \$550 | \$1,550 |
| 410 | 3090 | BOOM ARTICULATED 45FT 2WD DSL | \$206 | \$568 | \$1,600 |
| 410 | 3050 | BOOM ARTICULATED 45FT 2WD DF | \$206 | \$568 | \$1,600 |
| 410 | 3170 | BOOM ARTICULATED 60FT 4WD DF | \$285 | \$795 | \$2,150 |
| 410 | 4140 | BOOM STRAIGHT 60FT 4WD DSL | \$285 | \$795 | \$2,150 |
| 410 | 3190 | BOOM ARTICULATED 60FT 4WD DSL | \$285 | \$795 | \$2,150 |
| 410 | 3140 | BOOM ARTICULATED 60FT JIB 2WD DF | \$285 | \$795 | \$2,150 |
| 410 | 3180 | BOOM ARTICULATED 60FT JIB 4WD DF | \$285 | \$795 | \$2,150 |
| 410 | 4130 | BOOM STRAIGHT 60FT 4WD DF | \$320 | \$785 | \$2,150 |
| 410 | 3200 | BOOM ARTICULATED 60FT JIB 4WD DSL | \$285 | \$795 | \$2,150 |
| 410 | 4180 | BOOM STRAIGHT 65FT JIB 4WD DF | \$333 | \$793 | \$2,150 |
| 410 | 4190 | BOOM STRAIGHT 65FT JIB 4WD DSL | \$333 | \$793 | \$2,150 |
| 410 | 4110 | BOOM STRAIGHT 60FT 2WD DF | \$320 | \$785 | \$2,150 |
| 410 | 3130 | BOOM ARTICULATED 60FT 2WD DF | \$294 | \$820 | \$2,219 |
| 410 | 2510 | BOOM STRAIGHT MAST 60FT JIB 4WD ELEC | \$285 | \$800 | \$2,425 |
| 410 | 2500 | BOOM STRAIGHT MAST 60FT JIB 2WD ELEC | \$294 | \$826 | \$2,503 |
| 410 | 2530 | BOOM STRAIGHT MAST 60FT JIB 4WD HYB | \$310 | \$850 | \$2,525 |
| 410 | 4240 | BOOM STRAIGHT 80FT 4WD DSL | \$495 | \$1,435 | \$3,995 |
| 410 | 3290 | BOOM ARTICULATED 80FT 4WD DSL | \$495 | \$1,435 | \$3,995 |
| 410 | 3300 | BOOM ARTICULATED 80FT JIB 4WD DSL | \$495 | \$1,435 | \$3,995 |
| 410 | 3270 | BOOM ARTICULATED 80FT 4WD DF | \$495 | \$1,435 | \$3,995 |
| 410 | 3280 | BOOM ARTICULATED 80FT JIB 4WD DF | \$495 | \$1,435 | \$3,995 |

US COMMUNITIES GOLD

This Price List and the content herein is the property of Herc Rentals Inc. By accepting this Price List, the recipient agrees to keep confidential the information contained herein and not to reproduce or disclose any such information, in whole or in part, to any individual or entity, without the prior written consent of Herc Rentals Inc.

EFFECTIVE DATES: FROM: 04/01/2017 THROUGH: 03/31/2019

PRICE LIST #: N19727A

| CAT-CLASS DESCRIPTION | | | DAY | WEEK | MONTH |
|-------------------------|------|--|---------|---------|----------|
| AERIAL - BOOM LIFTS | | | | | |
| 410 | 4230 | BOOM STRAIGHT 80FT 4WD DF | \$511 | \$1,481 | \$3,995 |
| 410 | 4300 | BOOM STRAIGHT 85FT JIB 4WD DSL | \$520 | \$1,545 | \$4,095 |
| 410 | 4270 | BOOM STRAIGHT 85FT JIB 4WD DF | \$537 | \$1,594 | \$4,226 |
| 410 | 4400 | BOOM STRAIGHT 120FT JIB 4WD DSL | \$900 | \$2,550 | \$7,150 |
| 410 | 3350 | BOOM ARTICULATED 125FT JIB 4WD DSL | \$950 | \$2,730 | \$7,200 |
| 410 | 4410 | BOOM STRAIGHT 125FT JIB 4WD DSL | \$925 | \$2,650 | \$7,200 |
| 410 | 3360 | BOOM ARTICULATED 135FT JIB 4WD DSL | \$1,228 | \$3,973 | \$8,500 |
| 410 | 4420 | BOOM STRAIGHT 135FT JIB 4WD DSL | \$1,190 | \$3,850 | \$8,500 |
| 464 | 1022 | COMPACT CRAWLER LIFT,50-59',BATTERY | \$2,482 | \$5,537 | \$11,352 |
| 464 | 1036 | COMPACT CRAWLER BOOM LIFT 70-79' BATTERY | \$2,800 | \$6,500 | \$16,150 |
| 410 | 3380 | BOOM ARTICULATED 150FT JIB 4WD DSL | \$2,244 | \$6,732 | \$16,280 |
| 410 | 4430 | BOOM STRAIGHT 150FT JIB 4WD DSL | \$2,200 | \$6,776 | \$16,720 |
| 410 | 4440 | BOOM STRAIGHT 180FT JIB 4WD DSL | \$350 | \$8,550 | \$19,150 |
| AERIAL - PLATFORM LIFTS | | | | | |
| 400 | 1070 | MAST LIFT 5-7FT PORTABLE | \$57 | \$119 | \$258 |
| 405 | 1080 | SCISSOR LIFT 15FT NARROW ELEC | \$57 | \$150 | \$356 |
| 405 | 1090 | SCISSOR LIFT 19FT NARROW ELEC | \$75 | \$145 | \$365 |
| 405 | 1070 | SCISSOR LIFT 14FT 30IN ELEC | \$67 | \$186 | \$372 |
| 405 | 1060 | SCISSOR LIFT 12FT 30IN ELEC | \$67 | \$186 | \$372 |
| 400 | 1270 | MAST LIFT 12FT DRIVABLE BATT | \$85 | \$175 | \$375 |
| 400 | 1100 | MAST LIFT 13-15FT PORTABLE BATT | \$88 | \$181 | \$387 |
| 405 | 1100 | SCISSOR LIFT 20FT NARROW ELEC | \$75 | \$145 | \$400 |
| 400 | 1280 | MAST LIFT 15FT-16FT DRIVABLE BATT | \$95 | \$200 | \$400 |
| 400 | 1290 | MAST LIFT 20FT DRIVABLE BATT | \$95 | \$200 | \$400 |
| 400 | 1220 | MAST LIFT 30FT PUSH AROUND OUTF BATT | \$85 | \$215 | \$405 |
| 400 | 1210 | MAST LIFT 25FT PUSH AROUND OUTF BATT | \$55 | \$150 | \$410 |
| 405 | 1140 | SCISSOR LIFT 26FT 32" WIDE ELEC | \$85 | \$185 | \$485 |
| 405 | 1150 | SCISSOR LIFT 26FT 46" WIDE ELEC | \$85 | \$185 | \$485 |
| 400 | 1230 | MAST LIFT 36FT PUSH AROUND OUTF BATT | \$70 | \$205 | \$510 |
| 405 | 1210 | SCISSOR LIFT 32FT 46" WIDE ELEC | \$100 | \$315 | \$650 |
| 400 | 1240 | MAST LIFT 40FT PUSH AROUND OUTF BATT | \$88 | \$246 | \$695 |
| 405 | 1200 | SCISSOR LIFT 32FT 32" WIDE ELEC | \$125 | \$385 | \$795 |
| 405 | 1450 | SCISSOR LIFT 26FT RT DSL | \$145 | \$408 | \$955 |
| 405 | 1440 | SCISSOR LIFT 26FT RT OUTF DF | \$140 | \$420 | \$970 |
| 405 | 1430 | SCISSOR LIFT 26FT RT DF | \$140 | \$420 | \$970 |
| 405 | 1560 | SCISSOR LIFT 33FT RT 84IN DECK DF | \$145 | \$355 | \$1,000 |
| 405 | 1540 | SCISSOR LIFT 33FT RT 69IN DECK DSL | \$145 | \$355 | \$1,000 |
| 405 | 1460 | SCISSOR LIFT 26FT RT OUTF DSL | \$160 | \$425 | \$1,050 |
| 405 | 1550 | SCISSOR LIFT 33FT RT 69IN DECK OUTF DSL | \$170 | \$385 | \$1,100 |
| 405 | 1570 | SCISSOR LIFT 33FT RT 84IN DECK OUTF DF | \$170 | \$385 | \$1,100 |
| 405 | 1520 | SCISSOR LIFT 33FT RT 69IN DECK DF | \$185 | \$450 | \$1,225 |
| 405 | 1600 | SCISSOR LIFT 33FT RT 94IN DECK DF | \$191 | \$464 | \$1,264 |

US COMMUNITIES GOLD

This Price List and the content herein is the property of Herc Rentals Inc. By accepting this Price List, the recipient agrees to keep confidential the information contained herein and not to reproduce or disclose any such information, in whole or in part, to any individual or entity, without the prior written consent of Herc Rentals Inc.

EFFECTIVE DATES: FROM: 04/01/2017 THROUGH: 03/31/2019

PRICE LIST #: N19727A

| CAT-CLASS DESCRIPTION | | | DAY | WEEK | MONTH |
|---------------------------------------|------|--|-------|---------|---------|
| AERIAL - PLATFORM LIFTS | | | | | |
| 405 | 1530 | SCISSOR LIFT 33FT RT 69IN DECK OUTR DF | \$191 | \$464 | \$1,264 |
| 405 | 1260 | SCISSOR LIFT 40FT 47" WIDE ELEC | \$210 | \$525 | \$1,295 |
| 405 | 1270 | SCISSOR LIFT 40FT 69" WIDE ELEC | \$210 | \$525 | \$1,295 |
| 405 | 1610 | SCISSOR LIFT 33FT RT 94IN DECK OUTR DF | \$199 | \$495 | \$1,325 |
| 405 | 1630 | SCISSOR LIFT 33FT RT 94IN DECK OUTR DSL | \$199 | \$495 | \$1,325 |
| 405 | 1590 | SCISSOR LIFT 33FT RT 84IN DECK OUTR DSL | \$217 | \$526 | \$1,429 |
| 405 | 1770 | SCISSOR LIFT 40-45FT RT 94IN DECK DF | \$220 | \$520 | \$1,500 |
| 405 | 1790 | SCISSOR LIFT 40-45FT RT 94IN DECK DSL | \$237 | \$552 | \$1,594 |
| 405 | 1800 | SCISSOR LIFT 40-45FT RT 94IN DECKOUTRDSL | \$250 | \$575 | \$1,625 |
| 405 | 1780 | SCISSOR LIFT 40-45FT RT 94IN DECKOUTR DF | \$250 | \$575 | \$1,625 |
| 405 | 1850 | SCISSOR LIFT 50-53FT RT OUTRIG DF | \$243 | \$707 | \$1,842 |
| 405 | 1860 | SCISSOR LIFT 50-53FT RT OUTRIG DSL | \$294 | \$805 | \$2,219 |
| AERIAL - TOWABLE MANLIFTS | | | | | |
| 410 | 1010 | BOOM TOWABLE 35FT BATTERY | \$170 | \$425 | \$1,125 |
| 410 | 1030 | BOOM TOWABLE 50FT BATTERY | \$190 | \$525 | \$1,350 |
| AIR & ELECTRIC COMPRESSORS | | | | | |
| 140 | 1040 | COMPRESSOR 7 CFM ELECTRIC PORTABLE | \$20 | \$50 | \$115 |
| 140 | 1060 | COMPRESSOR 8 CFM GAS PORTABLE | \$31 | \$77 | \$201 |
| 140 | 1720 | COMPRESSOR STATIONARY 25 CFM GAS | \$70 | \$172 | \$396 |
| 140 | 1020 | COMPRESSOR 4 CFM ELECTRIC PORTABLE | \$48 | \$194 | \$436 |
| 140 | 3580 | MANIFOLD AIR | \$53 | \$211 | \$475 |
| 140 | 1100 | COMPRESSOR 14 CFM GAS PORTABLE | \$53 | \$211 | \$475 |
| 140 | 1610 | COMPRESSOR RECIPROCATING 5HP ELEC | \$62 | \$159 | \$476 |
| 140 | 1260 | COMPRESSOR 175-195 CFM DSL TOW | \$74 | \$187 | \$510 |
| 140 | 1625 | COMPRESSOR RECIPROCATING 25HP ELEC | \$114 | \$301 | \$904 |
| 140 | 1640 | COMPRESSOR ROTARY 130CFM ELEC | \$119 | \$318 | \$953 |
| 140 | 1360 | COMPRESSOR 375-425 CFM DSL TOW 125 PSI | \$146 | \$495 | \$1,100 |
| 140 | 1645 | COMPRESSOR ROTARY 240CFM ELEC | \$155 | \$423 | \$1,269 |
| 140 | 1650 | COMPRESSOR ROTARY 240CFM 125PSI ELEC | \$165 | \$460 | \$1,399 |
| 140 | 1655 | COMPRESSOR ROTARY 365CFM ELEC | \$175 | \$476 | \$1,428 |
| 140 | 1660 | COMPRESSOR ROTARY 365CFM 125PSI ELEC | \$212 | \$582 | \$1,745 |
| 140 | 1375 | COMPRESSOR TOWABLE 750CFM DSL | \$273 | \$764 | \$1,811 |
| 140 | 1380 | COMPRESSOR TOWABLE 825CFM DSL | \$279 | \$758 | \$1,821 |
| 140 | 1385 | COMPRESSOR TOWABLE 900CFM DSL | \$289 | \$759 | \$2,322 |
| 140 | 1675 | COMPRESSOR ROTARY 750CFM ELEC | \$310 | \$846 | \$2,539 |
| 140 | 1420 | COMPRESSOR TOWABLE INST QUAL 750CFM DSL | \$440 | \$1,235 | \$2,970 |
| 140 | 1670 | COMPRESSOR ROTARY 500CFM 125PSI ELEC | \$423 | \$1,164 | \$3,491 |
| 140 | 1680 | COMPRESSOR ROTARY 750CFM 125PSI ELEC | \$439 | \$1,278 | \$3,491 |
| 140 | 1690 | COMPRESSOR ROTARY 1000CFM 125PSI ELEC | \$465 | \$1,350 | \$3,700 |
| 140 | 1400 | COMPRESSOR TOWABLE 1600CFM DSL | \$562 | \$1,543 | \$3,901 |
| 140 | 1695 | COMPRESSOR ROTARY 1500CFM ELEC | \$578 | \$1,587 | \$4,761 |

US COMMUNITIES GOLD

This Price List and the content herein is the property of Herc Rentals Inc. By accepting this Price List, the recipient agrees to keep confidential the information contained herein and not to reproduce or disclose any such information, in whole or in part, to any individual or entity, without the prior written consent of Herc Rentals Inc.

EFFECTIVE DATES: FROM: 04/01/2017 THROUGH: 03/31/2019

PRICE LIST #: N19727A

| CAT-CLASS DESCRIPTION | | DAY | WEEK | MONTH | |
|-------------------------------------|------|--|---------|---------|---------|
| AIR & ELECTRIC COMPRESSORS | | | | | |
| 140 | 1700 | COMPRESSOR ROTARY 1500CFM 125PSI ELEC | \$651 | \$1,822 | \$5,102 |
| 140 | 1480 | COMPRESSOR TOWABLE INS QUAL 1600CFM DSL | \$1,158 | \$3,084 | \$7,000 |
| AIR MOVING EQUIPMENT | | | | | |
| 925 | 3250 | BLOWER/VENTILATING | \$20 | \$50 | \$100 |
| 925 | 3210 | ELEC VENTILATING BLOWER 12 | \$20 | \$60 | \$165 |
| CARTS | | | | | |
| 630 | 1010 | CART BURDEN 2 PASSENGER 3-WH ELEC 600 LB | \$67 | \$181 | \$418 |
| 630 | 1060 | CART BURDEN 2 PASSENGER ELEC 2-3,000 LB | \$72 | \$196 | \$444 |
| 630 | 1210 | CART UTV 2 PASSENGER GAS | \$115 | \$275 | \$600 |
| 630 | 1230 | CART UTV 2 PASSENGER DSL | \$120 | \$297 | \$625 |
| 630 | 1260 | CART UTV 4 PASSENGER GAS | \$133 | \$330 | \$650 |
| 630 | 1280 | CART UTV 4 PASSENGER DSL | \$133 | \$330 | \$650 |
| 630 | 1240 | CART UTV 2 PASSENGER DSL WITH CAB | \$150 | \$350 | \$700 |
| CHIPPER | | | | | |
| 120 | 1520 | CHIPPING HAMMER RETAINER 13-20 LB AIR | \$35 | \$80 | \$170 |
| CLIMATE CONTROL - COOLING EQUIPMENT | | | | | |
| 700 | 1640 | COOLER EVAPORATIVE PORT 36IN 115V ELEC | \$46 | \$124 | \$351 |
| 700 | 1620 | COOLER EVAPORATIVE TRAIL MOUNT 36IN 115V | \$77 | \$232 | \$568 |
| 718 | 1102 | 1 TON PORT AIR CONDITIONER W/HEAT 120 V | \$84 | \$211 | \$634 |
| 718 | 1100 | 1 TON PORT AIR CONDITIONER 120V | \$84 | \$211 | \$634 |
| 718 | 1104 | 1.2 TON PORT AIR COND W HEAT 5-20P PLUG | \$88 | \$220 | \$660 |
| 718 | 1145 | 5 TON AIR CONDITIONER 1PH 208/230V | \$374 | \$726 | \$1,408 |
| 718 | 1160 | 5 TON AIR COND W HEAT PUMP 3PH 208/230V | \$263 | \$722 | \$1,445 |
| 718 | 1170 | 5 TON AIR CONDITION SKID 20KW HEAT NEMA4 | \$198 | \$493 | \$1,474 |
| 718 | 1155 | 5 TON PORTABLE AIR CONDITIONER 3PH 460V | \$198 | \$493 | \$1,474 |
| 718 | 1150 | 5 TON PORTABLE AIR CONDITIONER 1PH 230V | \$198 | \$493 | \$1,474 |
| 718 | 1300 | 12 TON AIR CONDITIONER ON CASTERS NEMA4 | \$361 | \$788 | \$2,200 |
| 718 | 1520 | 20 TON VERT AIR CONDITIONER NEMA4 | \$374 | \$1,012 | \$2,640 |
| 718 | 1210 | 10TON AIR CONDITION SKID 36KW HEAT NEMA4 | \$337 | \$943 | \$2,640 |
| 718 | 2550 | 100 TON VERT CHILLED WATER HANDLERNEMA4 | \$361 | \$911 | \$2,728 |
| 718 | 1525 | 20 TON VERT AIR CONDITION 72KW HEATNEMA4 | \$413 | \$1,135 | \$2,838 |
| 718 | 1175 | 5 TON AIR CONDITION SKID 9KW HEAT NEMA7 | \$387 | \$968 | \$2,904 |
| 718 | 1950 | 50 TON CHILLED WATER AIR HANDLER NEMA4 | \$440 | \$1,100 | \$3,300 |
| 718 | 1610 | 25 TON AIR CONDITION SKID 72KW HEATNEMA4 | \$440 | \$1,210 | \$3,476 |
| 718 | 1700 | 28-30 TON AIR CONDITIONER NEMA4 | \$440 | \$1,210 | \$3,476 |
| 718 | 1500 | 20 TON INDUSTRIAL AIR CONDITIONER NEMA4 | \$506 | \$1,267 | \$3,802 |
| 718 | 1505 | 20 TON INDUSTRIAL AIR CONDITIONER NEMA7 | \$607 | \$1,514 | \$4,541 |
| 718 | 2650 | 120 TON CHILLED WATER AIR HANDLER NEMA4 | \$528 | \$1,760 | \$5,060 |
| 718 | 1800 | 40 TON INDUSTRIAL AIR CONDITIONER NEMA4 | \$528 | \$1,584 | \$5,280 |
| 718 | 1830 | 40 TON HYBRID AIR COND 120KW HEAT NEMA4 | \$748 | \$1,848 | \$5,808 |

US COMMUNITIES GOLD

This Price List and the content herein is the property of Herc Rentals Inc. By accepting this Price List, the recipient agrees to keep confidential the information contained herein and not to reproduce or disclose any such information, in whole or in part, to any individual or entity, without the prior written consent of Herc Rentals Inc.

EFFECTIVE DATES: FROM: 04/01/2017 THROUGH: 03/31/2019

PRICE LIST #: N19727A

| CAT-CLASS DESCRIPTION | | | DAY | WEEK | MONTH |
|--|------|--|---------|---------|----------|
| CLIMATE CONTROL - COOLING EQUIPMENT | | | | | |
| 718 | 2050 | 60 TON AIR COOLED CHILLERS W PUMP NEMA4 | \$792 | \$1,980 | \$5,940 |
| 718 | 2560 | 100 TON AIR COOLED CHILLERS W PUMP NEMA4 | \$748 | \$2,053 | \$6,181 |
| 718 | 1805 | 40 TON INDUSTRIAL AIR CONDITIONER NEMA7 | \$968 | \$2,288 | \$6,283 |
| 718 | 2100 | 65 TON INDUSTRIAL AIR CONDITIONER NEMA4 | \$836 | \$2,156 | \$6,336 |
| 718 | 2030 | 60 TON HYBRID AIR COND 136KW HEAT NEMA4 | \$1,364 | \$2,860 | \$7,700 |
| 718 | 2300 | 80 TON INDUSTRIAL AIR CONDITIONER NEMA4 | \$1,496 | \$3,300 | \$8,844 |
| 718 | 3060 | 200 TON AIR COOLED CHILLERS W PUMP NEMA4 | \$1,496 | \$4,116 | \$11,335 |
| CLIMATE CONTROL - HEATING EQUIPMENT | | | | | |
| 715 | 0460 | 400K BTU DIRECT FORCED AIR HEATER LPG/NG | \$43 | \$43 | \$85 |
| 715 | 0405 | 50K BTU DIRECT FORCED AIR HEATER LPG/NG | \$43 | \$43 | \$85 |
| 715 | 0415 | 80K BTU DIRECT FORCED AIR HEATER LP/NG | \$61 | \$61 | \$121 |
| 715 | 0010 | 1.6KW ELECT HEATER 110V | \$18 | \$70 | \$158 |
| 715 | 1610 | 40K BTU PATIO HEATR NGP | \$93 | \$93 | \$186 |
| 715 | 1620 | 200K BTU HARD HAT HEATER NGP | \$94 | \$94 | \$188 |
| 715 | 0450 | 200K BTU DIRECT FORCED AIR HEATER KERO | \$99 | \$99 | \$199 |
| 715 | 0430 | 150K BTU DIRECT FORCED AIR HEATER LPG/NG | \$99 | \$99 | \$199 |
| 715 | 0420 | 150K BTU DIRECT FORCED AIR HEATER KERO | \$99 | \$99 | \$199 |
| 715 | 0445 | 170K BTU DIRECT FORCED AIR HEATER KERO | \$143 | \$143 | \$284 |
| 715 | 0440 | 170K BTU DIRECT FORCED AIR HEATER LPG/NG | \$143 | \$143 | \$284 |
| 715 | 0410 | 80K BTU DIRECT FORCED AIR HEATER KERO | \$40 | \$110 | \$295 |
| 715 | 0020 | 5-20KW VAR ELECT HEATER 1 - 4 PLUG 110V | \$44 | \$141 | \$308 |
| 715 | 0205 | 80K BTU HEATER 1,400 CFM WALL MOUNTED | \$44 | \$119 | \$330 |
| 715 | 0030 | 7-10KW VAR ELECT HEATER 240V 1PH | \$48 | \$145 | \$334 |
| 715 | 0040 | 15KW ELECT HEATER 240V 1PH | \$57 | \$163 | \$427 |
| 715 | 0045 | 15KW ELECT HEATER 480V 3PH | \$57 | \$163 | \$427 |
| 715 | 0610 | 200K BTU INDIR FORCED AIR HEATER DSL | \$231 | \$231 | \$462 |
| 715 | 0050 | 13-20KW VAR ELECT HEATER 240V 1PH | \$70 | \$211 | \$515 |
| 715 | 0055 | 15-20KW VAR ELECT HEATER 208V/240V 3 PH | \$70 | \$211 | \$515 |
| 715 | 0060 | 30KW ELECT HEATER 480V 3P | \$106 | \$264 | \$726 |
| 715 | 0615 | 200K BTU INDIR FORCED AIR HEATER NG | \$110 | \$330 | \$748 |
| 715 | 0470 | 400K BTU DIRECT FORCED AIR HEATER KERO | \$394 | \$394 | \$789 |
| 715 | 0480 | 650K BTU DIRECT FORCED AIR HEATER KERO | \$128 | \$351 | \$879 |
| 715 | 0620 | 400K BTU INDIR FORCED AIR HEATER DSL | \$511 | \$511 | \$1,022 |
| 715 | 0630 | 400K BTU INDIR FORCED AIR HEATER LPG/NG | \$158 | \$440 | \$1,100 |
| 715 | 0070 | 60KW ELECT HEATER 480V 3P | \$622 | \$622 | \$1,243 |
| 715 | 0490 | 1M BTU DIRECT FORCED AIR HEATER LPG/NG | \$175 | \$484 | \$1,320 |
| 715 | 0645 | 750K BTU INDIR FORCED AIR HEATER DSL | \$1,132 | \$1,132 | \$2,264 |
| 715 | 0640 | 750K BTU INDIR FORCED AIR HEATER LPG/NG | \$352 | \$792 | \$2,376 |
| 715 | 0650 | 900K BTU INDIR FORCED AIR HEATER LPG/NG | \$1,210 | \$1,210 | \$2,461 |
| 715 | 0235 | 150KW INDUSTRIAL ELECT HEATER 460V 3PH | \$1,699 | \$1,699 | \$3,400 |
| 715 | 0240 | 150KW INDUST. ELECT HEAT 480V 3PH | \$1,699 | \$1,699 | \$3,400 |
| 715 | 0810 | 800K BTU SELF CONTAINED HEATER DSL | \$3,402 | \$3,402 | \$6,806 |

US COMMUNITIES GOLD

This Price List and the content herein is the property of Herc Rentals Inc. By accepting this Price List, the recipient agrees to keep confidential the information contained herein and not to reproduce or disclose any such information, in whole or in part, to any individual or entity, without the prior written consent of Herc Rentals Inc.

EFFECTIVE DATES: FROM: 04/01/2017 THROUGH: 03/31/2019

PRICE LIST #: N19727A

| CAT-CLASS DESCRIPTION | | DAY | WEEK | MONTH | |
|-------------------------------------|------|--|---------|---------|----------|
| CLIMATE CONTROL - HEATING EQUIPMENT | | | | | |
| 715 | 0820 | 1.2M BTU SELF CONTAINED HEATER DSL | \$1,320 | \$3,080 | \$7,040 |
| 715 | 1020 | 385K BTU HYDRONIC SURFACE HEATER DSL | \$3,690 | \$3,690 | \$7,379 |
| 715 | 1030 | 600K BTU HYDRONIC SURFACE HEATER DSL | \$3,690 | \$3,690 | \$7,379 |
| 715 | 1010 | 234K BTU HYDRONIC SURFACE HEATER DSL | \$3,690 | \$3,690 | \$7,379 |
| 715 | 1210 | 500K BTU 3,500 CFM FLAMELESS HEATER DSL | \$1,320 | \$3,080 | \$8,360 |
| 715 | 1220 | 750K BTU 5,500 CFM FLAMELESS HEATER DSL | \$1,496 | \$3,344 | \$9,240 |
| 715 | 1230 | 1M BTU 6,000 CFM FLAMELESS HEATER DSL | \$1,870 | \$5,104 | \$11,440 |
| 715 | 1240 | 1.2M BTU 6,500 CFM FLAMELESS HEATER DSL | \$2,200 | \$5,104 | \$11,440 |
| COMPACTION EQUIPMENT | | | | | |
| 150 | 3100 | ROLLER SOLAR REMOTE | \$5 | \$10 | \$15 |
| 150 | 1040 | RAMMER SAND | \$16 | \$31 | \$83 |
| 150 | 1720 | TAMPER 30LB 6IN AIR | \$36 | \$88 | \$175 |
| 150 | 1740 | TAMPER 40LB 6IN AIR | \$36 | \$83 | \$217 |
| 150 | 1240 | PLATE COMPACTOR 100LB TO 199LB GAS | \$50 | \$137 | \$325 |
| 150 | 2950 | ROLLER ATTACHMENT PADFOOT 5 TON | \$52 | \$124 | \$335 |
| 150 | 1260 | PLATE COMPACTOR 200LB TO 299LB GAS | \$55 | \$150 | \$400 |
| 150 | 1440 | PLATE COMPACTOR 200LB TO 299LB REVERSBLE | \$70 | \$185 | \$440 |
| 150 | 1460 | PLATE COMPACTOR 300LB TO 399LB REVERSBLE | \$72 | \$191 | \$454 |
| 150 | 2960 | ROLLER ATTACHMENT PADFOOT 8 TON | \$100 | \$263 | \$475 |
| 150 | 2970 | ROLLER ATTACHMENT PADFOOT 11 TON | \$119 | \$242 | \$490 |
| 150 | 1080 | RAMMER JUMPING JACK 100LB - 199LB GAS | \$70 | \$185 | \$500 |
| 150 | 1140 | RAMMER JUMPING JACK 100LB - 199LB DSL | \$72 | \$191 | \$516 |
| 150 | 3240 | TAMPER ATTACHMENT 3000LB TO 3999LB | \$95 | \$260 | \$525 |
| 150 | 1480 | PLATE COMPACTOR 400LB TO 499LB REVERSBLE | \$82 | \$217 | \$531 |
| 150 | 1520 | PLATE COMPACTOR 600LB TO 699LB REVERSBLE | \$80 | \$225 | \$550 |
| 150 | 1540 | PLATE COMPACTOR 700LB TO 799LB REVERSBLE | \$80 | \$235 | \$550 |
| 150 | 3260 | TAMPER ATTACHMENT 6000LB TO 6999LB | \$105 | \$275 | \$575 |
| 150 | 1580 | PLATE COMPACTOR 1000 TO 1100LB REVERSBLE | \$115 | \$300 | \$765 |
| 150 | 3300 | TAMPER ATTACHMENT 11000LB TO 11999LB | \$165 | \$500 | \$1,150 |
| 150 | 2220 | ROLLER TRENCH VIBRA DBL DRUM 22IN DSL | \$185 | \$465 | \$1,190 |
| 150 | 2240 | ROLLER TRENCH VIBRA DBL DRUM 24IN DSL | \$155 | \$465 | \$1,220 |
| 150 | 2820 | ROLLER RIDE-ON SMOOTH DRUM 1 TON GAS | \$170 | \$575 | \$1,250 |
| 150 | 2260 | ROLLER TRENCH VIBRA DBL DRUM 32IN DSL | \$160 | \$450 | \$1,300 |
| 150 | 2860 | ROLLER RIDE-ON SMOOTH DRUM 3 TON DSL | \$175 | \$590 | \$1,325 |
| 150 | 2020 | ROLLER WALKBEHIND DOUBLE DRUM 25IN GAS | \$212 | \$588 | \$1,326 |
| 150 | 2280 | ROLLER TRENCH VIBRA DBL DRUM 33IN DSL | \$160 | \$531 | \$1,393 |
| 150 | 3320 | TAMPER ATTACHMENT 24000LB TO 24999LB | \$200 | \$645 | \$1,425 |
| 150 | 2300 | ROLLER TRENCH VIBRA DBL DRUM 34IN DSL | \$248 | \$686 | \$1,486 |
| 150 | 2720 | ROLLER RIDE-ON SMOOTH SNG DRUM 2 TON DSL | \$222 | \$671 | \$1,713 |
| 150 | 2730 | ROLLER RIDE-ON SMOOTH SNG DRUM 5 TON DSL | \$275 | \$750 | \$1,995 |
| 150 | 2560 | ROLLER RIDE-ON PADFT SNG DRUM 5 TON DSL | \$285 | \$770 | \$2,035 |
| 150 | 2580 | ROLLER RIDE-ON PADFT SNG DRUM 8 TON DSL | \$315 | \$920 | \$2,535 |

US COMMUNITIES GOLD

This Price List and the content herein is the property of Herc Rentals Inc. By accepting this Price List, the recipient agrees to keep confidential the information contained herein and not to reproduce or disclose any such information, in whole or in part, to any individual or entity, without the prior written consent of Herc Rentals Inc.

EFFECTIVE DATES: FROM: 04/01/2017 THROUGH: 03/31/2019

PRICE LIST #: N19727A

| CAT-CLASS DESCRIPTION | | | DAY | WEEK | MONTH |
|------------------------------|------|--|-------|---------|---------|
| COMPACTION EQUIPMENT | | | | | |
| 150 | 2760 | ROLLER RIDE-ON SMOOTH SNG DRUM 8 TON DSL | \$317 | \$900 | \$2,600 |
| 150 | 2770 | ROLLER RIDE-ON SMOOTH SNG DRUM 11TON DSL | \$373 | \$1,150 | \$3,400 |
| 150 | 2880 | ROLLER RIDE-ON SMOOTH DRUM 7 TON DSL | \$430 | \$1,350 | \$3,700 |
| CONCRETE & MASONRY EQUIPMENT | | | | | |
| 100 | 1610 | CONCRETE MIXER 2 CU. FT. ELEC | \$36 | \$82 | \$139 |
| 100 | 1620 | CONCRETE MIXER 3 CU. FT. ELEC | \$20 | \$55 | \$150 |
| 100 | 1640 | CONCRETE MIXER 6 CU. FT. ELEC | \$36 | \$83 | \$196 |
| 100 | 1900 | CONCRETE BUCKET 1/2 YD | \$31 | \$77 | \$222 |
| 100 | 2110 | CONCRETE VIBRATOR 1HP ELEC | \$46 | \$113 | \$299 |
| 100 | 1920 | CONCRETE BUCKET 1 YD | \$41 | \$113 | \$299 |
| 100 | 2120 | CONCRETE VIBRATOR 2HP ELEC | \$52 | \$114 | \$310 |
| 100 | 2130 | CONCRETE VIBRATOR 3HP ELEC | \$60 | \$120 | \$325 |
| 100 | 2600 | CONCRETE TROWEL MACHINE 36IN W/B GAS | \$52 | \$145 | \$341 |
| 100 | 1940 | CONCRETE BUCKET 2 YD | \$57 | \$150 | \$408 |
| 100 | 2610 | CONCRETE TROWEL MACHINE 46IN W/B GAS | \$57 | \$160 | \$444 |
| 100 | 2620 | CONCRETE TROWELL MACHINE 48IN W/B GAS | \$62 | \$165 | \$449 |
| 100 | 1760 | MORTAR MIXER 8 CU. FT. GAS | \$67 | \$181 | \$501 |
| 100 | 1770 | MORTAR MIXER 9 CU. FT. GAS | \$67 | \$181 | \$501 |
| 100 | 1870 | CONCRETE WHEEL POWER BUGGY 16 CU. FT. | \$95 | \$205 | \$550 |
| 100 | 1690 | CONCRETE MIXER 9 CU. FT. GAS | \$75 | \$200 | \$565 |
| 100 | 1780 | MORTAR MIXER 12 CU. FT. GAS | \$77 | \$206 | \$619 |
| 100 | 2230 | HIGH FREQ INTERNAL CONCRETE VIBRATOR | \$75 | \$299 | \$673 |
| 100 | 4410 | SCABBLER WALK BEHIND AIR | \$175 | \$542 | \$939 |
| CRANES | | | | | |
| 350 | 2070 | CRANE CARRY DECK DUAL FUEL 18,000LB 30FT | \$387 | \$1,006 | \$2,786 |
| 350 | 2060 | CRANE CARRY DECK DSL 18,000LB 30FT | \$387 | \$1,006 | \$3,019 |
| 350 | 2100 | CRANE CARRY DECK DUAL FUEL 30,000LB 50FT | \$562 | \$1,558 | \$4,040 |
| 350 | 2090 | CRANE CARRY DECK DSL 30,000LB 50FT | \$562 | \$1,558 | \$4,040 |
| DEHUMIDIFIER | | | | | |
| 719 | 2020 | DEHUMIDIFIER LGR 60-80 PPD ELEC | \$40 | \$85 | \$215 |
| 719 | 2040 | DEHUMIDIFIER LGR 130-200 PPD ELEC | \$77 | \$227 | \$506 |
| 719 | 2060 | DEHUMIDIFIER DESICCANT 400 CFM | \$150 | \$374 | \$893 |
| 719 | 1010 | 2000/1000 CFM DESICCANT DEHUMID 3PH 460V | \$418 | \$1,100 | \$2,640 |
| 719 | 1030 | 7500/5500CFM DESICCANT DEHU 3PH460VTRIFU | \$880 | \$1,760 | \$5,280 |
| 719 | 2080 | DEHUMIDIFIER DESICCANT 900 CFM | \$704 | \$2,112 | \$6,336 |
| DEMOLITION EQUIPMENT | | | | | |
| 120 | 1610 | BREAKER 30-39LB AIR | \$30 | \$70 | \$180 |
| 120 | 1600 | BREAKER 1-19LB AIR | \$31 | \$72 | \$186 |
| 120 | 1640 | BREAKER 60-69LB AIR | \$35 | \$85 | \$200 |
| 120 | 1620 | BREAKER 40-49LB AIR | \$36 | \$88 | \$201 |

US COMMUNITIES GOLD

This Price List and the content herein is the property of Herc Rentals Inc. By accepting this Price List, the recipient agrees to keep confidential the information contained herein and not to reproduce or disclose any such information, in whole or in part, to any individual or entity, without the prior written consent of Herc Rentals Inc.

EFFECTIVE DATES: FROM: 04/01/2017 THROUGH: 03/31/2019

PRICE LIST #: N19727A

| CAT-CLASS DESCRIPTION | | | DAY | WEEK | MONTH |
|-------------------------|------|--|-------|---------|---------|
| DEMOLITION EQUIPMENT | | | | | |
| 120 | 1655 | BREAKER 80-89LB AIR | \$36 | \$88 | \$212 |
| 120 | 1660 | BREAKER 90-99LB AIR | \$35 | \$95 | \$225 |
| 120 | 2020 | CHIPPING HAMMER 4IN STROKE ROUND | \$36 | \$93 | \$243 |
| 100 | 1250 | BREAKER 10-19LB ELEC | \$52 | \$134 | \$341 |
| 100 | 1260 | BREAKER 20-29LB ELEC | \$55 | \$145 | \$370 |
| 100 | 1290 | BREAKER 50-59LB GAS | \$57 | \$150 | \$380 |
| 100 | 1300 | BREAKER 60-69LB ELEC | \$60 | \$155 | \$390 |
| 290 | 2225 | SKIDSTEER ATTACHMENT BREAKER 391-600 LBS | \$125 | \$325 | \$750 |
| 290 | 2220 | SKIDSTEER ATTACHMENT BREAKER 291-390 LBS | \$145 | \$397 | \$800 |
| 290 | 5150 | MINI-EX ATTACHMENT BREAKER 191-290 LBS | \$144 | \$397 | \$800 |
| 290 | 2230 | COMBO SSL M-EX ATTACH BREAKER 391-600LBS | \$125 | \$400 | \$905 |
| 290 | 6700 | EXCAVAT ATTACHMENT BREAKER 1251-1800 LBS | \$160 | \$400 | \$950 |
| 290 | 5160 | MINI-EX ATTACHMENT BREAKER 391-600 LBS | \$137 | \$412 | \$975 |
| 290 | 2235 | SKIDSTEER ATTACHMENT BREAKER 601-900 LBS | \$201 | \$614 | \$980 |
| 290 | 4040 | BACKHOE ATTACHMENT BREAKER 1251-1750 LBS | \$175 | \$495 | \$1,095 |
| 290 | 2240 | SKIDSTEER ATTACHMENT BREAKER 901-1250LBS | \$175 | \$495 | \$1,095 |
| 290 | 5170 | MINI-EX ATTACHMENT BREAKER 901-1250 LBS | \$181 | \$511 | \$1,130 |
| 290 | 6705 | EXCAVAT ATTACHMENT BREAKER 1801-2500 LBS | \$520 | \$1,295 | \$2,590 |
| 290 | 6710 | EXCAVAT ATTACHMENT BREAKER 2501-4800 LBS | \$550 | \$1,505 | \$3,010 |
| 290 | 6715 | EXCAVAT ATTACHMENT BREAKER 4801-6500 LBS | \$395 | \$1,095 | \$3,295 |
| EARTH MOVING - BACKHOES | | | | | |
| 225 | 0010 | COUPLER/BACKHOE | \$10 | \$21 | \$41 |
| 290 | 4120 | BACKHOE BUCKET TRENCH 12IN QC | \$25 | \$55 | \$100 |
| 290 | 4140 | BACKHOE BUCKET TRENCH 18IN QC | \$25 | \$55 | \$110 |
| 290 | 4145 | BACKHOE BUCKET TRENCH 18IN PO | \$26 | \$57 | \$114 |
| 290 | 4150 | BACKHOE BUCKET TRENCH 24IN QC | \$23 | \$51 | \$115 |
| 290 | 4155 | BACKHOE BUCKET TRENCH 24IN PO | \$26 | \$57 | \$129 |
| 290 | 4030 | BACKHOE ATTACHMENT THUMB | \$21 | \$46 | \$134 |
| 290 | 4160 | BACKHOE BUCKET TRENCH 30IN QC | \$25 | \$60 | \$135 |
| 290 | 4170 | BACKHOE BUCKET TRENCH 36IN QC | \$35 | \$80 | \$145 |
| 290 | 4180 | BACKHOE BUCKET SMOOTH 36IN QC | \$35 | \$80 | \$145 |
| 290 | 4175 | BACKHOE BUCKET TRENCH 36IN PO | \$36 | \$83 | \$150 |
| 290 | 7100 | COMPACT LOADER BUCKET | \$31 | \$57 | \$150 |
| 290 | 4100 | BACKHOE BUCKET CRIBBING 8IN QC | \$26 | \$62 | \$181 |
| 290 | 4105 | BACKHOE BUCKET CRIBBING 8IN PO | \$26 | \$62 | \$181 |
| 290 | 4020 | BACKHOE ATTACHMENT COMPACTION WHL 24IN | \$93 | \$98 | \$248 |
| 290 | 4015 | BACKHOE ATTACHMENT COMPACTION WHL 18IN | \$57 | \$155 | \$387 |
| 290 | 3080 | TRACTOR ATTACHMENT BACKHOE | \$46 | \$124 | \$464 |
| 290 | 3010 | TRACTOR ATTACHMENT SNOW PUSHER | \$77 | \$206 | \$511 |
| 275 | 2140 | TRACTOR LOADER 30-39HP 4WD DSL | \$135 | \$355 | \$1,110 |
| 275 | 2200 | TRACTOR LOADER 60-90HP 4WD DSL | \$175 | \$533 | \$1,600 |
| 210 | 3250 | BACKHOE 70-97HP 4WD CAB DSL | \$237 | \$710 | \$1,950 |

US COMMUNITIES GOLD

This Price List and the content herein is the property of Herc Rentals Inc. By accepting this Price List, the recipient agrees to keep confidential the information contained herein and not to reproduce or disclose any such information, in whole or in part, to any individual or entity, without the prior written consent of Herc Rentals Inc.

EFFECTIVE DATES: FROM: 04/01/2017 THROUGH: 03/31/2019

PRICE LIST #: N19727A

| CAT-CLASS DESCRIPTION | | | DAY | WEEK | MONTH |
|---------------------------------------|------|--|-------|---------|---------|
| EARTH MOVING - BACKHOES | | | | | |
| 210 | 3200 | BACKHOE 70-97HP 4WD ROPS DSL | \$232 | \$580 | \$1,950 |
| 210 | 3255 | BACKHOE 70-97HP 4WD CAB EXTENDAHOE DSL | \$242 | \$727 | \$1,950 |
| 210 | 3100 | BACKHOE 70-97HP 2WD ROPS DSL | \$232 | \$580 | \$1,950 |
| 210 | 3205 | BACKHOE 70-97HP 4WD ROPS EXTENDAHOE DSL | \$242 | \$727 | \$1,950 |
| 210 | 4205 | BACKHOE 98-115HP 4WD ROPS EXTENDAHOE DSL | \$480 | \$1,338 | \$3,150 |
| 210 | 4255 | BACKHOE 98-115HP 4WD CAB EXTENDAHOE DSL | \$421 | \$1,163 | \$3,150 |
| 210 | 5205 | BACKHOE OVER 115HP 4WD ROPS EXTENHOE DSL | \$599 | \$1,748 | \$4,800 |
| EARTH MOVING - CRAWLER LOADERS | | | | | |
| 200 | 1040 | MINI TRACK LOADER W/B > 600LB CAP DSL | \$220 | \$645 | \$1,130 |
| EARTH MOVING - DOZERS | | | | | |
| 250 | 1100 | DOZER STD TRACK 70-79 HP ROPS | \$320 | \$950 | \$2,925 |
| 250 | 1140 | DOZER WIDE TRACK 70-79 HP ROPS | \$360 | \$1,000 | \$2,950 |
| 250 | 1240 | DOZER WIDE TRACK 80-89 HP ROPS | \$380 | \$1,195 | \$3,195 |
| 250 | 1200 | DOZER STD TRACK 80-89 HP ROPS | \$357 | \$1,209 | \$3,260 |
| 250 | 1300 | DOZER STD TRACK 90-99 HP ROPS | \$376 | \$1,245 | \$3,350 |
| 250 | 1120 | DOZER STD TRACK 70-79 HP CAB | \$392 | \$1,275 | \$3,483 |
| 250 | 1160 | DOZER WIDE TRACK 70-79 HP CAB | \$392 | \$1,275 | \$3,483 |
| 250 | 1340 | DOZER WIDE TRACK 90-99 HP ROPS | \$395 | \$1,295 | \$3,495 |
| 250 | 1220 | DOZER STD TRACK 80-89 HP CAB | \$392 | \$1,275 | \$3,504 |
| 250 | 1260 | DOZER WIDE TRACK 80-89 HP CAB | \$385 | \$1,300 | \$3,510 |
| 250 | 1320 | DOZER STD TRACK 90-99 HP CAB | \$455 | \$1,255 | \$3,850 |
| 250 | 1360 | DOZER WIDE TRACK 90-99 HP CAB | \$475 | \$1,470 | \$3,870 |
| 250 | 1460 | DOZER WIDE TRACK 110-119 HP CAB | \$769 | \$2,012 | \$6,192 |
| 250 | 1560 | DOZER WIDE TRACK 140-149 HP CAB | \$784 | \$2,647 | \$6,734 |
| 250 | 1660 | DOZER WIDE TRACK 170-185 HP CAB | \$965 | \$2,657 | \$8,772 |
| EARTH MOVING - EXCAVATORS | | | | | |
| 290 | 5240 | MINI-EX <19K LBS BUCKET TRENCH 12IN QC | \$20 | \$35 | \$75 |
| 290 | 5245 | MINI-EX <19K LBS BUCKET TRENCH 12IN PO | \$21 | \$36 | \$77 |
| 290 | 5280 | MINI-EX <19K LBS BUCKET TRENCH 18IN QC | \$20 | \$45 | \$90 |
| 290 | 5270 | MINI-EX <19K LBS BUCKET TRENCH 18IN QC | \$21 | \$41 | \$93 |
| 290 | 6015 | EXCAVAT 28K-39K BUCKET TRENCH 18IN PO | \$31 | \$52 | \$93 |
| 290 | 6010 | EXCAVAT 28K-39K BUCKET TRENCH 18IN QC | \$31 | \$52 | \$93 |
| 290 | 5285 | MINI-EX <19K LBS BUCKET TRENCH 18IN PO | \$21 | \$46 | \$93 |
| 290 | 5340 | MINI-EX <19K LBS BUCKET TRENCH 30IN QC | \$25 | \$50 | \$95 |
| 290 | 5320 | MINI-EX <19K LBS BUCKET TRENCH 24IN QC | \$25 | \$50 | \$95 |
| 290 | 5360 | MINI-EX <19K LBS BUCKET TRENCH 36IN QC | \$25 | \$50 | \$95 |
| 290 | 5365 | MINI-EX <19K LBS BUCKET TRENCH 36IN PO | \$26 | \$52 | \$98 |
| 290 | 5325 | MINI-EX <19K LBS BUCKET TRENCH 24IN PO | \$26 | \$52 | \$98 |
| 290 | 6020 | EXCAVAT 28K-39K BUCKET TRENCH 24IN QC | \$35 | \$60 | \$130 |
| 290 | 6025 | EXCAVAT 28K-39K BUCKET TRENCH 24IN PO | \$35 | \$60 | \$130 |

US COMMUNITIES GOLD

This Price List and the content herein is the property of Herc Rentals Inc. By accepting this Price List, the recipient agrees to keep confidential the information contained herein and not to reproduce or disclose any such information, in whole or in part, to any individual or entity, without the prior written consent of Herc Rentals Inc.

EFFECTIVE DATES: FROM: 04/01/2017 THROUGH: 03/31/2019

PRICE LIST #: N19727A

| CAT-CLASS DESCRIPTION | | | DAY | WEEK | MONTH |
|----------------------------------|------|--|-------|-------|---------|
| EARTH MOVING - EXCAVATORS | | | | | |
| 290 | 6260 | EXCAVAT 50K-60K BUCKET TRENCH 30IN QC | \$26 | \$62 | \$139 |
| 290 | 6135 | EXCAVAT 39K-50K BUCKET TRENCH 24IN PO | \$40 | \$95 | \$140 |
| 290 | 6345 | EXCAVAT 60K-80K BUCKET TRENCH 24IN PO | \$41 | \$98 | \$144 |
| 290 | 6140 | EXCAVAT 39K-50K BUCKET TRENCH 30IN QC | \$36 | \$62 | \$155 |
| 290 | 6035 | EXCAVAT 28K-39K BUCKET TRENCH 30IN PO | \$36 | \$62 | \$155 |
| 290 | 6030 | EXCAVAT 28K-39K BUCKET TRENCH 30IN QC | \$36 | \$62 | \$155 |
| 290 | 6245 | EXCAVAT 50K-60K BUCKET TRENCH 24IN PO | \$46 | \$88 | \$160 |
| 290 | 6425 | EXCAVAT 60K-80K BUCKET TRENCH 72IN PO | \$25 | \$55 | \$160 |
| 290 | 6375 | EXCAVAT 60K-80K BUCKET TRENCH 42IN PO | \$26 | \$57 | \$165 |
| 290 | 6155 | EXCAVAT 39K-50K BUCKET TRENCH 36IN PO | \$45 | \$95 | \$175 |
| 290 | 6045 | EXCAVAT 28K-39K BUCKET TRENCH 36IN PO | \$40 | \$75 | \$175 |
| 290 | 6040 | EXCAVAT 28K-39K BUCKET TRENCH 36IN QC | \$40 | \$75 | \$175 |
| 290 | 6080 | EXCAVAT 28K-39K BUCKET TRENCH 60IN QC | \$40 | \$95 | \$185 |
| 290 | 5480 | MINI-EX <19K LBS BUCKET SMOOTH 60N QC | \$40 | \$95 | \$185 |
| 290 | 6085 | EXCAVAT 28K-39K BUCKET TRENCH 60IN PO | \$40 | \$95 | \$185 |
| 290 | 6165 | EXCAVAT 39K-50K BUCKET TRENCH 42IN PO | \$46 | \$108 | \$191 |
| 290 | 6300 | EXCAVAT 50K-60K BUCKET TRENCH 60IN QC | \$41 | \$98 | \$191 |
| 290 | 6000 | EXCAVAT 28K-39K BUCKET TRENCH 12IN QC | \$41 | \$98 | \$191 |
| 290 | 6175 | EXCAVAT 39K-50K BUCKET TRENCH 48IN PO | \$50 | \$125 | \$195 |
| 290 | 6385 | EXCAVAT 60K-80K BUCKET TRENCH 48IN PO | \$45 | \$115 | \$195 |
| 290 | 6195 | EXCAVAT 39K-50K BUCKET TRENCH 60IN PO | \$46 | \$98 | \$201 |
| 290 | 6285 | EXCAVAT 50K-60K BUCKET TRENCH 48IN PO | \$46 | \$119 | \$201 |
| 290 | 6065 | EXCAVAT 28K-39K BUCKET TRENCH 48IN PO | \$52 | \$129 | \$201 |
| 290 | 6105 | EXCAVAT 28K-39K BUCKET TRENCH 72IN PO | \$50 | \$110 | \$225 |
| 290 | 6060 | EXCAVAT 28K-39K BUCKET TRENCH 48IN QC | \$40 | \$85 | \$225 |
| 290 | 6395 | EXCAVAT 60K-80K BUCKET TRENCH 54IN PO | \$50 | \$125 | \$225 |
| 290 | 5410 | MINI-EX <19K LBS BUCKET TRENCH 48N QC | \$41 | \$88 | \$232 |
| 290 | 6295 | EXCAVAT 50K-60K BUCKET TRENCH 54IN PO | \$52 | \$129 | \$232 |
| 290 | 6215 | EXCAVAT 39K-50K BUCKET SMOOTH 72IN PO | \$52 | \$114 | \$232 |
| 290 | 6405 | EXCAVAT 60K-80K BUCKET TRENCH 60IN PO | \$57 | \$129 | \$253 |
| 290 | 5380 | MINI-EX <19K LBS BUCKET SWING 36IN QC | \$41 | \$103 | \$279 |
| 290 | 5460 | MINI-EX <19K LBS BUCKET SWING 54IN QC | \$41 | \$103 | \$279 |
| 290 | 6590 | EXCAVAT ATTACHMENT THUMB | \$50 | \$140 | \$390 |
| 290 | 5000 | MINI-EX ATTACHMENT AUGER MED TORQUE | \$67 | \$191 | \$433 |
| 290 | 6500 | EXCAVAT ATTACHMENT GRAPPLE BUCKET | \$125 | \$345 | \$950 |
| 240 | 1000 | MINI-EXCAVATOR 2000-2999 LBS DSL ROPS | \$145 | \$545 | \$1,300 |
| 240 | 1100 | MINI-EXCAVATOR 3000-3999 LBS DSL ROPS | \$159 | \$610 | \$1,350 |
| 240 | 1200 | MINI-EXCAVATOR 4000-4999 LBS DSL ROPS | \$159 | \$610 | \$1,375 |
| 240 | 1300 | MINI-EXCAVATOR 5000-6999 LBS DSL ROPS | \$159 | \$610 | \$1,380 |
| 240 | 1400 | MINI-EXCAVATOR 7000-8999 LBS DSL ROPS | \$177 | \$639 | \$1,425 |
| 240 | 1310 | MINI-EXCAVATOR 5000-6999 LBS DSL CAB | \$184 | \$660 | \$1,480 |
| 240 | 1410 | MINI-EXCAVATOR 7000-8999 LBS DSL CAB | \$202 | \$689 | \$1,525 |
| 240 | 1500 | MINI-EXCAVATOR 9000-11999 LBS DSL ROPS | \$235 | \$655 | \$1,790 |

US COMMUNITIES GOLD

This Price List and the content herein is the property of Herc Rentals Inc. By accepting this Price List, the recipient agrees to keep confidential the information contained herein and not to reproduce or disclose any such information, in whole or in part, to any individual or entity, without the prior written consent of Herc Rentals Inc.

EFFECTIVE DATES: FROM: 04/01/2017 THROUGH: 03/31/2019

PRICE LIST #: N19727A

| CAT-CLASS DESCRIPTION | | | DAY | WEEK | MONTH |
|--------------------------------------|------|--|---------|---------|---------|
| EARTH MOVING - EXCAVATORS | | | | | |
| 240 | 1510 | MINI-EXCAVATOR 9000-11999 LBS DSL CAB | \$260 | \$705 | \$1,890 |
| 240 | 1600 | MINI-EXCAVATOR 12000-13999 LBS DSL ROPS | \$293 | \$888 | \$2,500 |
| 240 | 1610 | MINI-EXCAVATOR 12000-13999 LBS DSL CAB | \$293 | \$888 | \$2,600 |
| 240 | 1700 | MINI-EXCAVATOR 14000-19000 LBS DSL ROPS | \$293 | \$888 | \$2,750 |
| 240 | 1710 | MINI-EXCAVATOR 14000-19000 LBS DSL CAB | \$318 | \$938 | \$2,850 |
| 240 | 2000 | EXCAVATOR 28000-38000 LBS STD REACH | \$428 | \$1,278 | \$3,800 |
| 240 | 2020 | EXCAVATOR 28000-38000 LBS REDUCED TAIL | \$475 | \$1,375 | \$4,000 |
| 240 | 2100 | EXCAVATOR 39000-42000 LBS STD REACH | \$548 | \$1,511 | \$4,150 |
| 240 | 2200 | EXCAVATOR 43000-49999 LBS STD REACH | \$566 | \$1,678 | \$4,900 |
| 240 | 2220 | EXCAVATOR 43000-49999 LBS REDUCED TAIL | \$599 | \$1,778 | \$5,130 |
| 240 | 2300 | EXCAVATOR 50000-59999 LBS STD REACH | \$718 | \$2,189 | \$6,025 |
| 240 | 2320 | EXCAVATOR 50000-59999 LBS REDUCED TAIL | \$745 | \$2,250 | \$6,165 |
| 240 | 2310 | EXCAVATOR 50000-59999 LBS LONG REACH | \$1,095 | \$2,895 | \$6,785 |
| 240 | 2400 | EXCAVATOR 60000-69999 LBS STD REACH | \$895 | \$2,995 | \$7,000 |
| 240 | 2410 | EXCAVATOR 60000-69999 LBS LONG REACH | \$950 | \$3,050 | \$7,250 |
| 240 | 2500 | EXCAVATOR 70000-80000 LBS STD REACH | \$995 | \$2,995 | \$8,400 |
| EARTH MOVING - MISC EQUIPMENT | | | | | |
| 290 | 1035 | WB LOADER ATTACHMENT BUCKET | \$10 | \$31 | \$93 |
| 290 | 1020 | WB LOADER ATTACHMENT LEVELER | \$21 | \$41 | \$93 |
| 240 | 0980 | TRACKMACHINE/FORK ATTACH | \$10 | \$31 | \$93 |
| 290 | 7135 | LOADER BUCKET LIGHT MATRL 8YD AND OVER | \$21 | \$41 | \$119 |
| 290 | 3030 | TRACTOR ATTACHMENT BOX BLADE | \$20 | \$45 | \$125 |
| 290 | 7110 | LOADER BUCKET <4YD | \$31 | \$77 | \$196 |
| 290 | 7115 | LOADER BUCKET 4YD AND OVER | \$31 | \$77 | \$196 |
| 290 | 7030 | LOADER ATTACHMENT TREE BOOM | \$35 | \$80 | \$215 |
| 290 | 1000 | WB LOADER ATTACHMENT AUGER | \$36 | \$88 | \$227 |
| 290 | 1005 | WB LOADER ATTACHMENT TRENCHER | \$41 | \$98 | \$243 |
| 290 | 2145 | SKIDSTEER ATTACHMENT FORKS 48IN | \$40 | \$102 | \$255 |
| 270 | 0120 | TRACK ATTACHMENT | \$35 | \$95 | \$255 |
| 225 | 0280 | TIRE ASSEMBLY ATTACHMENT/LOADER | \$41 | \$114 | \$258 |
| 290 | 5184 | MINI-EX TLB ATTACH SWING CPLR 12-14K LBS | \$41 | \$103 | \$279 |
| 290 | 3000 | TRACTOR ATTACHMENT AUGER | \$70 | \$190 | \$290 |
| 290 | 8000 | DOZER ATTACHMENT ROOT RAKE NO CLAMP | \$70 | \$190 | \$290 |
| 290 | 7155 | LOADER ATTACHMENT GRAPPLE BUCKET | \$41 | \$114 | \$315 |
| 290 | 3040 | TRACTOR ATTACHMENT ROTARY BRUSH MOWER | \$46 | \$124 | \$330 |
| 290 | 7130 | LOADER BUCKET LIGHT MATRL | \$62 | \$165 | \$392 |
| 290 | 7000 | LOADER ATTACHMENT ROOT RAKE NO CLAMP | \$55 | \$200 | \$400 |
| 290 | 3060 | TRACTOR ATTACHMENT TILLER | \$57 | \$160 | \$418 |
| 290 | 7120 | LOADER BUCKET COMBINATION | \$65 | \$160 | \$450 |
| 290 | 1010 | WB LOADER SOIL CONDITIONER | \$77 | \$227 | \$671 |
| 290 | 7020 | LOADER ATTACHMENT SNOW PUSHER | \$111 | \$314 | \$820 |

US COMMUNITIES GOLD

This Price List and the content herein is the property of Herc Rentals Inc. By accepting this Price List, the recipient agrees to keep confidential the information contained herein and not to reproduce or disclose any such information, in whole or in part, to any individual or entity, without the prior written consent of Herc Rentals Inc.

EFFECTIVE DATES: FROM: 04/01/2017 THROUGH: 03/31/2019

PRICE LIST #: N19727A

| CAT-CLASS DESCRIPTION | | | DAY | WEEK | MONTH |
|------------------------------|------|--|-------|---------|---------|
| EARTH MOVING - SKIDSTEERS | | | | | |
| 290 | 2300 | SKIDSTEER ATTACHMENT BUCKET 36IN | \$20 | \$40 | \$115 |
| 290 | 2380 | SKIDSTEER ATTACHMENT BUCKET 68IN | \$20 | \$40 | \$115 |
| 290 | 2385 | SKIDSTEER ATTACHMENT BUCKET 68IN COMBO | \$21 | \$41 | \$119 |
| 290 | 2360 | SKIDSTEER ATTACHMENT BUCKET 66IN | \$21 | \$41 | \$119 |
| 290 | 2370 | SKIDSTEER ATTACHMENT BUCKET 66IN LOW-PRO | \$31 | \$57 | \$150 |
| 290 | 2390 | SKIDSTEER ATTACHMENT BUCKET 68IN LOW-PRO | \$31 | \$57 | \$150 |
| 290 | 2350 | SKIDSTEER ATTACHMENT BUCKET 62IN LOW-PRO | \$31 | \$57 | \$150 |
| 290 | 2440 | SKIDSTEER ATTACHMENT BUCKET 78IN LOW-PRO | \$31 | \$57 | \$150 |
| 290 | 2340 | SKIDSTEER ATTACHMENT BUCKET 62IN | \$31 | \$57 | \$150 |
| 290 | 2010 | SKIDSTEER ATTACHMENT ANGLE BROOM | \$35 | \$90 | \$225 |
| 290 | 2000 | SKIDSTEER ATTACHMENT AUGER MED TORQUE | \$90 | \$165 | \$250 |
| 270 | 0180 | FLOTATION TIRES/SKIDSTEER | \$41 | \$108 | \$284 |
| 290 | 2005 | SKIDSTEER ATTACHMENT AUGER HI TORQUE | \$90 | \$185 | \$310 |
| 290 | 2520 | SKIDSTEER ATTACHMENT GRAPPLE BKT >77IN | \$46 | \$119 | \$325 |
| 290 | 2505 | SKIDSTEER ATTACHMENT GRAPPLE BKT 60-65IN | \$45 | \$110 | \$360 |
| 290 | 2510 | SKIDSTEER ATTACHMENT GRAPPLE BKT 66-71IN | \$67 | \$203 | \$386 |
| 290 | 1050 | WB LOADER ATTACHMENT GRAPPLE BKT 48IN | \$62 | \$170 | \$387 |
| 290 | 2430 | SKIDSTEER ATTACHMENT BUCKET 74IN LIGHT | \$62 | \$165 | \$392 |
| 290 | 2050 | SKIDSTEER ATTACHMENT ROCK HOUND RAKE | \$55 | \$175 | \$400 |
| 290 | 2015 | SKIDSTEER ATTACHMENT SWEEPER | \$95 | \$190 | \$425 |
| 290 | 2500 | SKIDSTEER ATTACHMENT BRUSH GRAPPLE | \$67 | \$175 | \$475 |
| 290 | 2515 | SKIDSTEER ATTACHMENT GRAPPLE BKT 72-77IN | \$70 | \$203 | \$486 |
| 290 | 2365 | SKIDSTEER ATTACHMENT BUCKET 66IN COMBO | \$57 | \$191 | \$490 |
| 290 | 2470 | SKIDSTEER ATTACHMENT BUCKET 84IN COMBO | \$57 | \$191 | \$490 |
| 290 | 2425 | SKIDSTEER ATTACHMENT BUCKET 74IN COMBO | \$57 | \$191 | \$490 |
| 290 | 2405 | SKIDSTEER ATTACHMENT BUCKET 72IN COMBO | \$57 | \$191 | \$490 |
| 290 | 2465 | SKIDSTEER ATTACHMENT BUCKET 80IN COMBO | \$57 | \$191 | \$490 |
| 290 | 2345 | SKIDSTEER ATTACHMENT BUCKET 62IN COMBO | \$57 | \$191 | \$490 |
| 290 | 2320 | SKIDSTEER ATTACHMENT BUCKET 44IN COMBO | \$57 | \$191 | \$490 |
| 290 | 2025 | SKIDSTEER ATTACHMENT SNOW BLOWER | \$77 | \$212 | \$552 |
| 290 | 2215 | COMBO SSL M-EX ATTACH BREAKER 191-290LBS | \$144 | \$397 | \$800 |
| 290 | 2210 | SKIDSTEER ATTACHMENT BREAKER 191-290 LBS | \$144 | \$397 | \$800 |
| 290 | 2200 | SKIDSTEER ATTACHMENT BREAKER <90 LBS | \$144 | \$397 | \$800 |
| 290 | 2205 | SKIDSTEER ATTACHMENT BREAKER 91-190 LBS | \$144 | \$397 | \$800 |
| 290 | 2060 | SKIDSTEER ATTACHMENT ROTARY BRUSH MOWER | \$125 | \$395 | \$1,000 |
| 290 | 2030 | SKIDSTEER ATTACHMENT TRENCHER | \$155 | \$475 | \$1,130 |
| 290 | 2075 | SKIDSTEER ATTACHMENT PLANER HIGH FLOW | \$500 | \$1,450 | \$2,200 |
| 290 | 2070 | SKIDSTEER ATTACHMENT PLANER STD FLOW | \$500 | \$1,450 | \$2,200 |
| EARTH MOVING - WHEEL LOADERS | | | | | |
| 265 | 1110 | COMPACT LOADER 1.0-1.4 YD STD BKT DSL | \$270 | \$725 | \$1,965 |
| 265 | 1320 | WHEEL LOADER 2.5-3.4 YD MP BKT DSL | \$538 | \$1,399 | \$4,250 |
| 265 | 1310 | WHEEL LOADER 3.0-3.4 YD STD BKT DSL | \$481 | \$1,437 | \$4,250 |

US COMMUNITIES GOLD

This Price List and the content herein is the property of Herc Rentals Inc. By accepting this Price List, the recipient agrees to keep confidential the information contained herein and not to reproduce or disclose any such information, in whole or in part, to any individual or entity, without the prior written consent of Herc Rentals Inc.

EFFECTIVE DATES: FROM: 04/01/2017 THROUGH: 03/31/2019

PRICE LIST #: N19727A

| CAT-CLASS DESCRIPTION | | | DAY | WEEK | MONTH |
|-------------------------------------|------|---|---------|---------|---------|
| EARTH MOVING - WHEEL LOADERS | | | | | |
| 265 | 1410 | WHEEL LOADER 3.5-3.9 YD STD BKT DSL | \$586 | \$1,618 | \$4,450 |
| 265 | 1510 | WHEEL LOADER 4.0-4.5 YD STD BKT DSL | \$607 | \$1,830 | \$5,500 |
| 265 | 1520 | WHEEL LOADER 4.0-4.5 YD MP BKT DSL | \$824 | \$2,274 | \$6,250 |
| 265 | 1620 | WHEEL LOADER 4.6-5.5 YD MP BKT DSL | \$1,058 | \$2,864 | \$6,450 |
| 265 | 1610 | WHEEL LOADER 4.6-5.5 YD STD BKT DSL | \$1,042 | \$2,869 | \$8,256 |
| EARTH MOVING EQUIPMENT | | | | | |
| 200 | 1310 | SKIDSTEER LOADER 250-750LB ROPS | \$135 | \$340 | \$900 |
| 200 | 1330 | SKIDSTEER LOADER 1200-1499LB ROPS | \$150 | \$350 | \$925 |
| 200 | 1340 | SKIDSTEER LOADER 1500-1750LB ROPS | \$150 | \$350 | \$925 |
| 200 | 1320 | SKIDSTEER LOADER 751-1199LB ROPS | \$139 | \$356 | \$929 |
| 200 | 1350 | SKIDSTEER LOADER 1751-2099LB ROPS | \$165 | \$395 | \$995 |
| 200 | 1311 | SKIDSTEER LOADER 250-750LB CAB | \$160 | \$390 | \$1,000 |
| 200 | 1341 | SKIDSTEER LOADER 1500-1750LB CAB | \$175 | \$400 | \$1,025 |
| 200 | 1331 | SKIDSTEER LOADER 1200-1499LB CAB | \$175 | \$400 | \$1,025 |
| 200 | 1030 | MINI TRACK LOADER W/B < 600LB CAP DSL | \$210 | \$625 | \$1,080 |
| 200 | 1020 | MINI TRACK LOADER W/B < 600LB CAP GAS | \$160 | \$444 | \$1,089 |
| 200 | 1351 | SKIDSTEER LOADER 1751-2099LB CAB | \$190 | \$445 | \$1,095 |
| 200 | 1361 | SKIDSTEER LOADER 2100-2399LB CAB | \$185 | \$415 | \$1,200 |
| 200 | 1370 | SKIDSTEER LOADER 2400-2999LB ROPS | \$185 | \$415 | \$1,200 |
| 200 | 1371 | SKIDSTEER LOADER 2400-2999LB CAB | \$185 | \$415 | \$1,200 |
| 200 | 1360 | SKIDSTEER LOADER 2100-2399LB ROPS | \$185 | \$415 | \$1,200 |
| 200 | 1440 | COMPACT TRACK LOADER 1700-1999LB ROPS | \$215 | \$620 | \$1,395 |
| 200 | 1431 | COMPACT TRACK LOADER 1300-1699LB CAB | \$215 | \$620 | \$1,395 |
| 200 | 1441 | COMPACT TRACK LOADER 1700-1999LB CAB | \$215 | \$620 | \$1,395 |
| 200 | 1450 | COMPACT TRACK LOADER 2000-2399LB ROPS | \$215 | \$620 | \$1,395 |
| 200 | 1430 | COMPACT TRACK LOADER 1300-1699LB ROPS | \$215 | \$620 | \$1,395 |
| 200 | 1451 | COMPACT TRACK LOADER 2000-2399LB CAB | \$240 | \$670 | \$1,495 |
| 200 | 1470 | COMPACT TRACK LOADER 3000LB & OVER ROPS | \$234 | \$677 | \$1,650 |
| 200 | 1471 | COMPACT TRACK LOADER 3000LB & OVER CAB | \$259 | \$727 | \$1,750 |
| 200 | 1460 | COMPACT TRACK LOADER 2400-2999LB ROPS | \$235 | \$645 | \$1,775 |
| 200 | 1461 | COMPACT TRACK LOADER 2400-2999LB CAB | \$260 | \$695 | \$1,875 |
| FAN | | | | | |
| 700 | 1160 | FAN PEDISTAL 30IN ELEC | \$16 | \$41 | \$93 |
| 700 | 1220 | BLOWER VANO | \$26 | \$110 | \$339 |
| 700 | 1280 | FAN MISTING OSCILLATING PORTABLE ELEC | \$60 | \$155 | \$430 |
| FLOOR AND VACUUM EQUIPMENT | | | | | |
| 100 | 5410 | BUFFER 17IN ELECTRIC | \$44 | \$176 | \$396 |
| 105 | 3590 | SWEEPER W/B 34 IN PATH BATTERY | \$194 | \$546 | \$1,364 |
| 105 | 3710 | SCRUBBER W/B 28 IN PATH BATTERY | \$246 | \$704 | \$1,760 |
| 105 | 3715 | SCRUBBER W/B 32 IN PATH BATTERY | \$284 | \$769 | \$1,961 |

US COMMUNITIES GOLD

This Price List and the content herein is the property of Herc Rentals Inc. By accepting this Price List, the recipient agrees to keep confidential the information contained herein and not to reproduce or disclose any such information, in whole or in part, to any individual or entity, without the prior written consent of Herc Rentals Inc.

EFFECTIVE DATES: FROM: 04/01/2017 THROUGH: 03/31/2019

PRICE LIST #: N19727A

| CAT-CLASS DESCRIPTION | | | DAY | WEEK | MONTH |
|--|------|---------------------------------------|-------|---------|---------|
| FLOOR AND VACUUM EQUIPMENT | | | | | |
| 105 | 3600 | SWEeper MID-SIZED 50 IN RIDE-ON LP | \$321 | \$915 | \$2,288 |
| 105 | 3720 | SCRUBBER MID-SIZED RIDE ON BATTERY | \$352 | \$924 | \$2,288 |
| 105 | 3610 | SWEeper MID-SIZED 62 IN RIDE-ON LP | \$396 | \$1,126 | \$2,816 |
| 105 | 3740 | SCRUBBER INDUSTRIAL RIDE ON LP | \$440 | \$1,267 | \$3,168 |
| FORKLIFT ACCESSORIES & OTHER MATERIAL HANDLING EQUIPMENT | | | | | |
| 490 | 1450 | FORKLIFT ATTACHMENT FORK EXTENSIONS | \$21 | \$46 | \$129 |
| 490 | 1050 | FORKLIFT ATTACHMENT TRASH HOPPER | \$31 | \$78 | \$150 |
| 490 | 1080 | FORKLIFT ATTACHMENT WORK PLATFORM | \$21 | \$52 | \$150 |
| 490 | 1000 | FORKLIFT ATTACHMENT LIFTING HOOK | \$30 | \$75 | \$200 |
| 490 | 1260 | FORKLIFT ATTACHMENT BUCKET 1.25YD | \$35 | \$75 | \$210 |
| 490 | 1225 | FORKLIFT ATTACHMENT BIN DUMPER 4YD | \$52 | \$129 | \$232 |
| 490 | 1210 | FORKLIFT ATTACHMENT BIN DUMPER 1YD | \$52 | \$134 | \$237 |
| 490 | 1040 | FORKLIFT ATTACHMENT INDUSTRIAL SCALE | \$36 | \$88 | \$248 |
| 490 | 1010 | FORKLIFT ATTACHMENT TRUSS BOOM | \$31 | \$72 | \$258 |
| 480 | 1135 | PALLET LIFT 5500LB W/B MANUAL | \$50 | \$120 | \$270 |
| 480 | 1140 | PALLET LIFT 8000LB W/B MANUAL | \$52 | \$124 | \$279 |
| 490 | 1215 | FORKLIFT ATTACHMENT BIN DUMPER 2YD | \$57 | \$160 | \$289 |
| 490 | 1410 | FORKLIFT ATTACHMENT SWING CARRIAGE | \$40 | \$110 | \$300 |
| 418 | 0130 | TIRES AND WHEELS NON-MARKING/FORKLIFT | \$52 | \$129 | \$341 |
| 480 | 1260 | PALLET LIFT 4500LB W/B ELEC | \$55 | \$160 | \$500 |
| 490 | 1070 | FORKLIFT ATTACHMENT FORK ROTATOR | \$92 | \$321 | \$695 |
| 480 | 2790 | CONVEYOR SECTION PORTABLE 10FT X 12IN | \$88 | \$264 | \$704 |
| 480 | 2795 | CONVEYOR SECTION PORTABLE 10FT X 18IN | \$92 | \$273 | \$726 |
| FORKLIFTS - CONSTRUCTION/HI-REACH | | | | | |
| 455 | 1010 | STRAIGHTMAST RT FORKLIFT 6000LB 2WD | \$175 | \$583 | \$1,450 |
| 455 | 1020 | STRAIGHTMAST RT FORKLIFT 6000LB 4WD | \$185 | \$565 | \$1,495 |
| 455 | 1000 | STRAIGHTMAST RT FORKLIFT 5000LB 4WD | \$175 | \$464 | \$1,496 |
| 455 | 1030 | STRAIGHTMAST RT FORKLIFT 8000LB 2WD | \$217 | \$640 | \$1,512 |
| 455 | 1040 | STRAIGHTMAST RT FORKLIFT 8000LB 4WD | \$160 | \$635 | \$1,620 |
| 460 | 1010 | TELEHANDLER 5500# 16-20FT LIFT ROPS | \$250 | \$750 | \$1,750 |
| 460 | 1015 | TELEHANDLER 5500# 16-20FT LIFT CAB | \$250 | \$750 | \$1,750 |
| 460 | 1035 | TELEHANDLER 6000# 42-44FT LIFT CAB | \$275 | \$800 | \$1,950 |
| 460 | 1020 | TELEHANDLER 6000# 34-36FT LIFT ROPS | \$275 | \$800 | \$1,950 |
| 460 | 1030 | TELEHANDLER 6000# 42-44FT LIFT ROPS | \$275 | \$800 | \$1,950 |
| 460 | 1025 | TELEHANDLER 6000# 34-36FT LIFT CAB | \$284 | \$826 | \$2,012 |
| 460 | 1045 | TELEHANDLER 8000# 42-44FT LIFT CAB | \$292 | \$917 | \$2,250 |
| 460 | 1040 | TELEHANDLER 8000# 42-44FT LIFT ROPS | \$292 | \$917 | \$2,250 |
| 460 | 1055 | TELEHANDLER 9000# 42-44FT LIFT CAB | \$311 | \$908 | \$2,500 |
| 460 | 1050 | TELEHANDLER 9000# 42-44FT LIFT ROPS | \$311 | \$908 | \$2,500 |
| 460 | 1075 | TELEHANDLER 10000# 50-56FT LIFT CAB | \$412 | \$1,206 | \$3,200 |
| 460 | 1070 | TELEHANDLER 10000# 50-56FT LIFT ROPS | \$412 | \$1,206 | \$3,200 |

US COMMUNITIES GOLD

This Price List and the content herein is the property of Herc Rentals Inc. By accepting this Price List, the recipient agrees to keep confidential the information contained herein and not to reproduce or disclose any such information, in whole or in part, to any individual or entity, without the prior written consent of Herc Rentals Inc.

EFFECTIVE DATES: FROM: 04/01/2017 THROUGH: 03/31/2019

PRICE LIST #: N19727A

| CAT-CLASS DESCRIPTION | | | DAY | WEEK | MONTH |
|---|------|--|-------|---------|---------|
| <u>FORKLIFTS - CONSTRUCTION/HI-REACH</u> | | | | | |
| 460 | 1085 | TELEHANDLER 12000# 55-56FT LIFT CAB | \$425 | \$1,285 | \$3,800 |
| 460 | 1080 | TELEHANDLER 12000# 55-56FT LIFT ROPS | \$425 | \$1,285 | \$3,800 |
| <u>FORKLIFTS - INDUSTRIAL/WAREHOUSE</u> | | | | | |
| 450 | 2170 | WAREHOUSE FORKLIFT 5000LB 4MAST PNEU DSL | \$135 | \$385 | \$850 |
| 450 | 2150 | WAREHOUSE FORKLIFT 5000LB CUSHION LPG | \$124 | \$330 | \$850 |
| 450 | 2020 | WAREHOUSE FORKLIFT 3000LB PNEU DF | \$105 | \$355 | \$850 |
| 450 | 2120 | WAREHOUSE FORKLIFT 5000LB PNEU DF | \$110 | \$372 | \$850 |
| 450 | 2130 | WAREHOUSE FORKLIFT 5000LB PNEU LPG | \$124 | \$330 | \$850 |
| 450 | 2110 | WAREHOUSE FORKLIFT 5000LB PNEU DSL | \$144 | \$392 | \$850 |
| 450 | 2180 | WAREHOUSE FORKLIFT 6000LB PNEU DSL | \$160 | \$378 | \$975 |
| 450 | 2190 | WAREHOUSE FORKLIFT 6000LB PNEU DF | \$160 | \$378 | \$975 |
| 450 | 2200 | WAREHOUSE FORKLIFT 6000LB PNEU LPG | \$160 | \$378 | \$975 |
| 450 | 2300 | WAREHOUSE FORKLIFT 9000LB PNEU LPG | \$186 | \$511 | \$1,336 |
| 450 | 2260 | WAREHOUSE FORKLIFT 8000LB PNEU DSL | \$155 | \$435 | \$1,350 |
| 450 | 2270 | WAREHOUSE FORKLIFT 8000LB PNEU DF | \$155 | \$435 | \$1,350 |
| 450 | 2280 | WAREHOUSE FORKLIFT 8000LB PNEU LPG | \$155 | \$435 | \$1,350 |
| 450 | 2140 | WAREHOUSE FORKLIFT 5000LB CUSHION ELEC | \$309 | \$732 | \$1,722 |
| 450 | 2320 | WAREHOUSE FORKLIFT 10000LB PNEU DF | \$222 | \$609 | \$1,725 |
| 450 | 2310 | WAREHOUSE FORKLIFT 10000LB PNEU DSL | \$222 | \$609 | \$1,725 |
| 450 | 2370 | WAREHOUSE FORKLIFT 15000LB PNEU DSL | \$255 | \$750 | \$2,575 |
| 450 | 2410 | WAREHOUSE FORKLIFT 20000LB PNEU DSL | \$413 | \$1,047 | \$3,100 |
| 450 | 2430 | WAREHOUSE FORKLIFT 25000LB PNEU DSL | \$413 | \$1,047 | \$3,100 |
| 450 | 2440 | WAREHOUSE FORKLIFT 30000LB PNEU DSL | \$485 | \$1,625 | \$4,475 |
| 450 | 2450 | WAREHOUSE FORKLIFT 36000LB PNEU DSL | \$485 | \$1,625 | \$4,475 |
| <u>GENERATORS</u> | | | | | |
| 500 | 1015 | 1KW SILENT PORTABLE GENERATOR | \$36 | \$93 | \$233 |
| 500 | 1020 | 2KW PORTABLE GENERATOR | \$36 | \$93 | \$233 |
| 500 | 1010 | 1KW PORTABLE GENERATOR | \$36 | \$93 | \$233 |
| 500 | 1025 | 2KW SILENT PORTABLE GENERATOR | \$36 | \$93 | \$233 |
| 500 | 1050 | 5KW PORTABLE GENERATOR | \$62 | \$144 | \$369 |
| 500 | 1030 | 3KW PORTABLE GENERATOR | \$62 | \$144 | \$369 |
| 500 | 1060 | 6KW PORTABLE GENERATOR | \$75 | \$190 | \$468 |
| 500 | 1100 | 10KW PORTABLE GENERATOR | \$93 | \$237 | \$624 |
| 500 | 1035 | 3KW SILENT PORTABLE GENERATOR | \$95 | \$285 | \$650 |
| 501 | 1010 | 10KW GENERATOR DSL | \$93 | \$237 | \$681 |
| 501 | 1020 | 20KW GENERATOR DSL | \$150 | \$345 | \$880 |
| 500 | 1075 | 7KW SILENT PORTABLE GENERATOR | \$170 | \$511 | \$924 |
| 501 | 1030 | 30KW GENERATOR DSL | \$145 | \$400 | \$1,111 |
| 501 | 1040 | 40KW GENERATOR DSL | \$145 | \$400 | \$1,111 |
| 501 | 1055 | 55KW GENERATOR DSL | \$250 | \$550 | \$1,375 |
| 501 | 1070 | 70KW GENERATOR DSL | \$205 | \$565 | \$1,733 |

US COMMUNITIES GOLD

This Price List and the content herein is the property of Herc Rentals Inc. By accepting this Price List, the recipient agrees to keep confidential the information contained herein and not to reproduce or disclose any such information, in whole or in part, to any individual or entity, without the prior written consent of Herc Rentals Inc.

EFFECTIVE DATES: FROM: 04/01/2017 THROUGH: 03/31/2019

PRICE LIST #: N19727A

| CAT-CLASS DESCRIPTION | | | DAY | WEEK | MONTH |
|-----------------------|------|--|---------|----------|----------|
| GENERATORS | | | | | |
| 501 | 1080 | 80KW GENERATOR DSL | \$205 | \$565 | \$1,733 |
| 501 | 1100 | 100KW GENERATOR DSL | \$275 | \$750 | \$1,815 |
| 501 | 1120 | 120KW GENERATOR DSL | \$350 | \$929 | \$2,200 |
| 501 | 1140 | 140KW GENERATOR DSL | \$390 | \$1,050 | \$2,450 |
| 501 | 1160 | 160KW GENERATOR DSL | \$397 | \$1,084 | \$2,668 |
| 501 | 1175 | 175KW GENERATOR DSL | \$425 | \$1,300 | \$2,800 |
| 501 | 1250 | 250KW GENERATOR DSL | \$440 | \$1,200 | \$3,427 |
| 501 | 1320 | 320KW GENERATOR DSL | \$475 | \$1,300 | \$4,300 |
| 501 | 3060 | 600AMP STUDIO GENERATOR | \$594 | \$1,584 | \$4,400 |
| 501 | 1350 | 350KW GENERATOR DSL | \$525 | \$1,400 | \$4,500 |
| 501 | 1500 | 500KW GENERATOR DSL | \$825 | \$1,984 | \$5,819 |
| 501 | 3120 | 1200AMP STUDIO GENERATOR | \$880 | \$2,332 | \$6,160 |
| 501 | 3140 | 1400AMP STUDIO GENERATOR | \$1,012 | \$2,464 | \$7,040 |
| 501 | 3160 | 1600AMP STUDIO GENERATOR | \$1,100 | \$2,772 | \$7,920 |
| 501 | 1650 | 650KW GENERATOR DSL | \$903 | \$2,477 | \$8,321 |
| 501 | 3180 | 1800AMP STUDIO GENERATOR | \$1,188 | \$2,904 | \$8,360 |
| 501 | 2100 | 1000KW GENERATOR DSL | \$3,000 | \$5,500 | \$13,500 |
| 501 | 1750 | 750KW GENERATOR DSL | \$1,908 | \$5,343 | \$14,960 |
| 501 | 1300 | 300KW STUDIO GENERATOR TWIN PACK | \$1,760 | \$5,104 | \$17,160 |
| 501 | 1800 | 800KW GENERATOR DSL | \$2,245 | \$6,286 | \$17,600 |
| 501 | 2300 | 1350KW GENERATOR DSL | \$2,975 | \$8,329 | \$23,320 |
| 501 | 2600 | 1600KW GENERATOR DSL | \$4,550 | \$11,125 | \$26,225 |
| GROUND PROTECTION | | | | | |
| 930 | 9122 | GROUND PROTECTION MAT LOCK PLATE 2 WAY | \$1 | \$2 | \$3 |
| 930 | 9124 | GROUND PROTECTION MAT LOCK PLATE 4 WAY | \$1 | \$2 | \$4 |
| 930 | 9110 | GROUND PROTECTION MAT 4X8 DUAL SIDE | \$18 | \$36 | \$50 |
| LANDSCAPING | | | | | |
| 115 | 1520 | TILLER 2-3 HP 11-21IN WIDTH FRONT TINE | \$21 | \$46 | \$129 |
| 115 | 2755 | POLE PRUNER 8-12IN REACH GAS | \$41 | \$103 | \$232 |
| 115 | 2320 | WEED EATER GAS | \$33 | \$106 | \$291 |
| 115 | 1570 | TILLER 6-8 HP 18-20IN WIDTH REAR TINE | \$52 | \$114 | \$310 |
| 115 | 1550 | TILLER 4-5 HP 20-26IN WIDTH FRONT TINE | \$57 | \$124 | \$330 |
| 115 | 1700 | SOD CUTTER 12IN CUT W/B | \$77 | \$242 | \$428 |
| 115 | 1710 | SOD CUTTER 18IN CUT W/B | \$70 | \$205 | \$450 |
| 115 | 1810 | AERATOR 10-19IN WIDTH WALKBEHIND | \$67 | \$170 | \$464 |
| 115 | 1770 | THATCHER 20-22IN WALKBEHIND | \$82 | \$170 | \$464 |
| 115 | 2230 | MOWER BRUSH 24-26IN SELF PROPELLED GAS | \$80 | \$200 | \$550 |
| 115 | 1590 | TILLER 9-13 HP 18-20IN WIDTH REAR TINE | \$119 | \$284 | \$568 |
| 115 | 3600 | STUMP GRINDER 10 - 19 HP GAS | \$113 | \$225 | \$600 |
| 115 | 2250 | MOWER LAWN 49-60IN RIDING GAS | \$129 | \$335 | \$1,032 |
| 115 | 3510 | BRUSH CHIPPER 6IN 20 - 25 HP GAS | \$155 | \$439 | \$1,161 |

US COMMUNITIES GOLD

This Price List and the content herein is the property of Herc Rentals Inc. By accepting this Price List, the recipient agrees to keep confidential the information contained herein and not to reproduce or disclose any such information, in whole or in part, to any individual or entity, without the prior written consent of Herc Rentals Inc.

EFFECTIVE DATES: FROM: 04/01/2017 THROUGH: 03/31/2019

PRICE LIST #: N19727A

| CAT-CLASS DESCRIPTION | | DAY | WEEK | MONTH | |
|-----------------------|------|---|-------|---------|---------|
| LANDSCAPING | | | | | |
| 115 | 3610 | STUMP GRINDER 20 - 29 HP GAS | \$150 | \$555 | \$1,380 |
| 115 | 3540 | BRUSH CHIPPER 12IN 49 - 74 HP DSL | \$223 | \$709 | \$1,900 |
| 115 | 3640 | STUMP GRINDER 60 - 69 HP DSL | \$284 | \$841 | \$2,265 |
| 115 | 3650 | STUMP GRINDER 70 - 79 HP DSL | \$484 | \$1,452 | \$2,904 |
| LIGHTING EQUIPMENT | | | | | |
| 110 | 2100 | LIGHT WORK INCAN HAZARDOUS LOC 12V | \$16 | \$31 | \$93 |
| 110 | 2110 | LIGHT WORK INCAN HAZARDOUS LOC 120V/12V | \$21 | \$52 | \$134 |
| 110 | 1710 | LIGHT PEDESTAL 2000 WATT ELEC | \$26 | \$67 | \$191 |
| 110 | 1700 | LIGHT PEDESTAL 1000 WATT ELEC | \$31 | \$67 | \$191 |
| 110 | 1590 | LIGHT BALLOON LAMP 1000 WATT HALIDE | \$40 | \$115 | \$295 |
| 510 | 1035 | LIGHT TOWER HORIZ MAST MAN NARROW BODY | \$65 | \$165 | \$415 |
| 110 | 2080 | LIGHT STRING EXP PROOF INCADESENT 12V | \$67 | \$150 | \$439 |
| 510 | 1031 | LIGHT TOWER BALLON LIGHT ATTACHMENT | \$57 | \$229 | \$515 |
| 110 | 1580 | LIGHT BALLOON LAMP 300 WATT LED | \$57 | \$229 | \$515 |
| 110 | 2020 | LIGHT EXP PROOF AIR 250WATT STAND ELEC | \$93 | \$258 | \$588 |
| 110 | 1600 | LIGHT BALLOON LAMP 1000 WATT WITH CONV | \$68 | \$271 | \$610 |
| 510 | 1060 | LIGHT TOWER VERT MAST AUTO NARROW BODY | \$95 | \$285 | \$650 |
| 510 | 1030 | LIGHT TOWER VERT MAST MAN NARROW BODY | \$95 | \$285 | \$650 |
| 110 | 1601 | LIGHT BALLOON LAMP 1600 WATT WITH CART | \$73 | \$292 | \$657 |
| 510 | 1040 | LIGHT TOWER HORIZ MAST ELEC NARROW BODY | \$88 | \$235 | \$675 |
| 510 | 1055 | LIGHT TOWER VERT MAST LED TRAILER MTD | \$132 | \$330 | \$775 |
| 510 | 1020 | LIGHT TOWER SOLAR | \$149 | \$356 | \$920 |
| MISC CABLES | | | | | |
| 940 | 0870 | FEMALE PIGTAIL 4/0 UNDER 10FT | \$30 | \$13 | \$30 |
| 940 | 0880 | MALE PIGTAIL 4/0 UNDER 10FT | \$30 | \$13 | \$30 |
| 940 | 0571 | FEMALE PIGTAIL 2 UNDER 10FT 5 BANDED | \$30 | \$13 | \$30 |
| 940 | 0576 | MALE PIGTAIL 2 UNDER 10FT 5 BANDED | \$30 | \$13 | \$30 |
| 940 | 0815 | CABLE 4/0 50FT CAMLOCK | \$127 | \$81 | \$127 |
| 940 | 0516 | CABLE 2 50FT CAMLOCK 5 BANDED | \$127 | \$81 | \$127 |
| 940 | 2514 | SPIDER BOX CABLE 6/4 50FT 50A CS | \$127 | \$81 | \$127 |
| 940 | 2520 | SPIDER BOX 50A CS IN/6X20A STR/1X30A TL | \$173 | \$86 | \$173 |
| PUMPS & ACCESSORIES | | | | | |
| 920 | 1039 | INCREASER / REDUCER 8X6 | \$15 | \$21 | \$21 |
| 920 | 2030 | PIPE ELBOW 8X90 DEG | \$15 | \$21 | \$21 |
| 920 | 2028 | PIPE 45 DEG ELL 8 IN BY VARIOUS OUTPUT | \$15 | \$21 | \$21 |
| 920 | 2341 | PIPE ADAPTER 8 FLANGE X M BAUER | \$15 | \$22 | \$22 |
| 920 | 2115 | PIPE TEE 8 IN BY VARIOUS OUTPUT | \$16 | \$22 | \$22 |
| 920 | 2121 | PIPE TEE 12 IN BY VARIOUS OUTPUT | \$25 | \$62 | \$62 |
| 920 | 2360 | PIPE ADAPTER 12 FLANGE X F BAUER | \$26 | \$64 | \$64 |
| 920 | 2040 | PIPE 45 DEG ELL 12 IN BY VARIOUS OUTPUT | \$26 | \$64 | \$64 |

US COMMUNITIES GOLD

This Price List and the content herein is the property of Herc Rentals Inc. By accepting this Price List, the recipient agrees to keep confidential the information contained herein and not to reproduce or disclose any such information, in whole or in part, to any individual or entity, without the prior written consent of Herc Rentals Inc.

EFFECTIVE DATES: FROM: 04/01/2017 THROUGH: 03/31/2019

PRICE LIST #: N19727A

| CAT-CLASS DESCRIPTION | | | DAY | WEEK | MONTH |
|-----------------------|------|---|------|-------|-------|
| PUMPS & ACCESSORIES | | | | | |
| 921 | 2228 | HDPE FITTING 12X90 DEG | \$26 | \$64 | \$64 |
| 920 | 4814 | BLIND FLANGE 12 | \$21 | \$51 | \$77 |
| 920 | 4124 | FOOT VALVE 3 | \$16 | \$28 | \$82 |
| 920 | 4126 | FOOT VALVE 4 | \$16 | \$29 | \$87 |
| 920 | 4128 | FOOT VALVE 4 | \$16 | \$31 | \$90 |
| 816 | 2740 | FLOW METER | \$13 | \$40 | \$119 |
| 920 | 6209 | PVC SUCTION HOSE CAM CPLNG 4X20 | \$21 | \$62 | \$120 |
| 920 | 7109 | ORAFLEX DISCHARGE HOSE CAM CPLNG 4X50 | \$20 | \$60 | \$125 |
| 809 | 1820 | PUMP SUBMERSIBLE 3/4IN ELEC | \$31 | \$70 | \$145 |
| 920 | 7118 | ORAFLEX DISCHARGE HOSE 6"X50' | \$19 | \$56 | \$150 |
| 809 | 1860 | PUMP SUBMERSIBLE 2IN ELEC | \$20 | \$52 | \$156 |
| 816 | 2690 | PUMP FLOWMETER 2IN | \$22 | \$53 | \$158 |
| 812 | 2350 | PUMP DIAPHRAGM 1/2IN | \$26 | \$75 | \$220 |
| 920 | 6212 | PVC SUCTION HOSE CAM CPLNG 6X20 | \$28 | \$82 | \$244 |
| 920 | 7135 | ORAFLEX DISCHARGE HOSE BAUER CPLNG 8X50 | \$33 | \$99 | \$250 |
| 809 | 1900 | PUMP SUBMERSIBLE HV 1HP 3PH 2IN ELEC | \$31 | \$84 | \$263 |
| 816 | 2700 | PUMP FLOWMETER 3IN | \$26 | \$88 | \$264 |
| 920 | 6035 | KANAFLEX SUCTION HOSE BAUER CPLNG 8X20 | \$33 | \$99 | \$275 |
| 807 | 1720 | PUMP TRASH 3IN DSL | \$44 | \$154 | \$321 |
| 812 | 2370 | PUMP DIAPHRAGM ALUM/CAST IRON 1IN | \$41 | \$108 | \$324 |
| 800 | 1080 | PUMP TRASH 2IN GAS | \$45 | \$118 | \$325 |
| 809 | 1910 | PUMP SUBMERSIBLE 2HP 3PH 460V 2IN ELEC | \$37 | \$110 | \$328 |
| 816 | 2710 | PUMP FLOWMETER 4IN | \$35 | \$114 | \$343 |
| 800 | 1020 | PUMP CENTRIFUGAL 2IN GAS | \$61 | \$154 | \$396 |
| 816 | 2720 | PUMP FLOWMETER 6IN | \$44 | \$132 | \$396 |
| 800 | 1090 | PUMP TRASH 3IN GAS | \$55 | \$140 | \$400 |
| 809 | 1840 | PUMP SUBMERSIBLE 1-1/4IN ELEC | \$44 | \$149 | \$404 |
| 812 | 2410 | PUMP DIAPHRAGM ALUMINUM 2IN | \$52 | \$135 | \$406 |
| 800 | 1030 | PUMP CENTRIFUGAL 3IN GAS | \$84 | \$172 | \$418 |
| 800 | 1095 | PUMP TRASH ALUMINUM 3IN GAS | \$62 | \$172 | \$418 |
| 821 | 2910 | PUMP HEAD PONTOON HDPE 12IN HYD | \$92 | \$260 | \$462 |
| 821 | 2920 | PONTOON FLOAT SUBMERSIBLE STEEL 12IN | \$70 | \$190 | \$475 |
| 812 | 2360 | PUMP DIAPHRAGM POLYPROPYLENE 1IN | \$62 | \$162 | \$485 |
| 810 | 2250 | PUMP SUBMERSIBLE 3IN AIR | \$62 | \$172 | \$506 |
| 809 | 1870 | PUMP SUBMERSIBLE SEWAGE 1HP 2IN ELEC | \$62 | \$198 | \$506 |
| 816 | 2730 | PUMP FLOWMETER 8IN | \$57 | \$172 | \$506 |
| 800 | 1110 | PUMP TRASH 4IN GAS | \$65 | \$170 | \$509 |
| 809 | 1890 | PUMP SUBMERSIBLE 3HP 3IN ELEC | \$75 | \$189 | \$510 |
| 812 | 2355 | PUMP DIAPHRAGM 1IN | \$67 | \$175 | \$525 |
| 812 | 2450 | PUMP DIAPHRAGM ALUMINUM 3IN | \$67 | \$175 | \$525 |
| 800 | 1130 | PUMP DIAPHRAGM 3IN GAS | \$84 | \$238 | \$527 |
| 809 | 2000 | PUMP SUBMERSIBLE HV 2HP 3PH 3IN ELEC | \$59 | \$184 | \$527 |
| 805 | 1600 | PUMP CENTRIFUGAL 3IN DSL | \$72 | \$189 | \$567 |

US COMMUNITIES GOLD

This Price List and the content herein is the property of Herc Rentals Inc. By accepting this Price List, the recipient agrees to keep confidential the information contained herein and not to reproduce or disclose any such information, in whole or in part, to any individual or entity, without the prior written consent of Herc Rentals Inc.

EFFECTIVE DATES: FROM: 04/01/2017 THROUGH: 03/31/2019

PRICE LIST #: N19727A

| CAT-CLASS DESCRIPTION | | | DAY | WEEK | MONTH |
|-----------------------|------|--|-------|-------|---------|
| PUMPS & ACCESSORIES | | | | | |
| 809 | 1970 | PUMP SUBMERSIBLE SLUDGE 3IN ELEC | \$78 | \$207 | \$571 |
| 800 | 1150 | PUMP HIGH PRESSURE 5.5HP GAS | \$75 | \$220 | \$572 |
| 816 | 2680 | PUMP FLOWMETER 10IN | \$70 | \$211 | \$572 |
| 800 | 1070 | PUMP CENTRIFUGAL HIGH HEAD 3IN GAS | \$75 | \$220 | \$572 |
| 800 | 1050 | PUMP CENTRIFUGAL HIGH HEAD 1-1/2IN GAS | \$75 | \$220 | \$572 |
| 809 | 1920 | PUMP SUBMERSIBLE HV 3HP 3PH 2IN ELEC | \$62 | \$194 | \$581 |
| 800 | 1120 | PUMP DIAPHRAGM 2IN GAS | \$75 | \$194 | \$581 |
| 807 | 1710 | PUMP DIAPHRAGM 4IN DSL | \$75 | \$230 | \$605 |
| 812 | 2420 | PUMP DIAPHRAGM CAST IRON 3IN | \$77 | \$202 | \$607 |
| 812 | 2415 | PUMP DIAPHRAGM 3IN | \$87 | \$219 | \$615 |
| 809 | 2020 | PUMP SUBMERSIBLE HV 5HP 3PH 3IN ELEC | \$75 | \$207 | \$615 |
| 811 | 2280 | PUMP SUBMERSIBLE 4IN HYD | \$88 | \$214 | \$641 |
| 810 | 1100 | PUMP DOUBLED 1 1/2 IN AIR | \$101 | \$308 | \$660 |
| 810 | 1110 | PUMP DOUBLED 2 IN AIR | \$101 | \$308 | \$660 |
| 810 | 1120 | PUMP DOUBLED 3 IN AIR | \$101 | \$308 | \$660 |
| 809 | 2030 | PUMP SUBMERSIBLE SEWAGE 3HP 3PH 4IN ELEC | \$79 | \$233 | \$682 |
| 813 | 2450 | PUMP BOOSTER 7.5HP 2IN ELEC | \$84 | \$242 | \$703 |
| 811 | 2310 | PUMP SUBMERSIBLE 6IN HYD | \$93 | \$248 | \$742 |
| 809 | 1930 | PUMP SUBMERSIBLE HHEAD 4HP 3PH 2IN ELEC | \$87 | \$263 | \$791 |
| 809 | 1880 | PUMP SUBMERSIBLE 3IN ELEC | \$103 | \$269 | \$809 |
| 809 | 2130 | PUMP SUBMERSIBLE SUPER 4IN ELEC | \$110 | \$286 | \$814 |
| 125 | 1300 | PUMP HYDROSTATIC TEST 10000 PSI AIR | \$97 | \$387 | \$871 |
| 811 | 2270 | PUMP SUBMERSIBLE SS 4IN HYD | \$96 | \$237 | \$879 |
| 811 | 2260 | PUMP SUBMERSIBLE 3IN HYD | \$96 | \$237 | \$879 |
| 809 | 1980 | PUMP SUBMERSIBLE HIGH HEAD 6HP 3IN ELEC | \$101 | \$330 | \$879 |
| 811 | 2290 | PUMP SUBMERSIBLE SLURRY GATE 6IN HYD | \$106 | \$317 | \$1,003 |
| 811 | 2300 | PUMP SUBMERSIBLE SS 6IN HYD | \$106 | \$317 | \$1,003 |
| 809 | 2040 | PUMP SUBMERSIBLE SEWAGE CUT 5HP 4IN ELEC | \$106 | \$330 | \$1,012 |
| 811 | 2320 | PUMP SUBMERSIBLE 8IN HYD | \$110 | \$326 | \$1,034 |
| 813 | 2460 | PUMP BOOSTER 20HP 1-1/2IN ELEC | \$114 | \$348 | \$1,052 |
| 813 | 2590 | PUMP BOOSTER SYSTEM VFD 460V | \$128 | \$374 | \$1,122 |
| 813 | 2470 | PUMP BOOSTER 15HP 2IN ELEC | \$123 | \$374 | \$1,122 |
| 809 | 1990 | PUMP SUBMERSIBLE HV 7.5HP 3PH 3IN ELEC | \$149 | \$439 | \$1,143 |
| 811 | 2330 | PUMP SUBMERSIBLE SS 12IN HYD | \$132 | \$374 | \$1,143 |
| 814 | 1000 | PUMP HYDRAULIC 10,000 PSI FOR TOOLS | \$106 | \$448 | \$1,176 |
| 813 | 2480 | PUMP BOOSTER 20HP 2IN ELEC | \$132 | \$396 | \$1,188 |
| 813 | 2540 | PUMP SUBMERSIBLE SEWAGE 7.5HP | \$132 | \$396 | \$1,201 |
| 809 | 2050 | PUMP SUBMERSIBLE SEWAGE 10HP 4IN ELEC | \$132 | \$396 | \$1,201 |
| 811 | 2340 | PUMP SUBMERSIBLE 12IN HYD | \$150 | \$405 | \$1,214 |
| 812 | 2390 | PUMP DIAPHRAGM POLYPROPYLENE 2IN | \$150 | \$406 | \$1,215 |
| 813 | 2500 | PUMP BOOSTER 20HP 3IN ELEC | \$141 | \$418 | \$1,231 |
| 801 | 1210 | PUMP VAC ASSIST 4IN DSL | \$156 | \$417 | \$1,250 |
| 812 | 2400 | PUMP DIAPHRAGM SS 2IN | \$160 | \$427 | \$1,281 |

US COMMUNITIES GOLD

This Price List and the content herein is the property of Herc Rentals Inc. By accepting this Price List, the recipient agrees to keep confidential the information contained herein and not to reproduce or disclose any such information, in whole or in part, to any individual or entity, without the prior written consent of Herc Rentals Inc.

EFFECTIVE DATES: FROM: 04/01/2017 THROUGH: 03/31/2019

PRICE LIST #: N19727A

| CAT-CLASS DESCRIPTION | | | DAY | WEEK | MONTH |
|--------------------------------|------|--|-------|-------|---------|
| PUMPS & ACCESSORIES | | | | | |
| 805 | 1610 | PUMP CENTRIFUGAL WET PRIME 4IN DSL | \$119 | \$374 | \$1,311 |
| 809 | 2060 | PUMP SUBMERSIBLE HIGH HEAD 15HP 4IN ELEC | \$154 | \$453 | \$1,316 |
| 813 | 2510 | PUMP BOOSTER 30HP 3IN ELEC | \$158 | \$462 | \$1,319 |
| 806 | 1650 | PUMP WELL POINT MASPORT 6IN DSL | \$165 | \$450 | \$1,349 |
| 808 | 1730 | PUMP CENTRIFUGAL 2IN ELEC | \$163 | \$462 | \$1,364 |
| 809 | 2220 | PUMP SUBMERSIBLE 6IN ELEC | \$198 | \$506 | \$1,408 |
| 806 | 1660 | PUMP WELL POINT MASPORT 8IN DSL | \$191 | \$517 | \$1,416 |
| 801 | 1200 | PUMP VAC ASSIST 3IN DSL | \$154 | \$462 | \$1,430 |
| 801 | 1230 | PUMP VAC ASSIST 6IN DSL | \$159 | \$476 | \$1,470 |
| 814 | 2610 | POWER UNIT 10HP HYD | \$158 | \$462 | \$1,495 |
| 802 | 1340 | PUMP VAC ASSIST SOUND ATTENUATED 4IN DSL | \$188 | \$508 | \$1,525 |
| 812 | 2430 | PUMP DIAPHRAGM POLYPROPYLENE 3IN | \$191 | \$513 | \$1,538 |
| 808 | 1740 | PUMP CENTRIFUGAL 4X3IN ELEC | \$189 | \$528 | \$1,549 |
| 814 | 2620 | POWER UNIT 20HP HYD | \$166 | \$484 | \$1,583 |
| 809 | 2070 | PUMP SUBMERSIBLE SEW CUT 20HP 4IN ELEC | \$176 | \$528 | \$1,584 |
| 809 | 2080 | PUMP SUBMERSIBLE SEWAGE 20HP 4IN ELEC | \$176 | \$528 | \$1,584 |
| 808 | 1750 | PUMP VAC ASSIST 4IN ELEC | \$206 | \$540 | \$1,618 |
| 809 | 2120 | PUMP SUBMERSIBLE 4IN ELEC | \$196 | \$540 | \$1,618 |
| 812 | 2440 | PUMP DIAPHRAGM SS 3IN | \$196 | \$540 | \$1,618 |
| 806 | 1640 | PUMP WELLPOINT 6IN DSL | \$176 | \$528 | \$1,654 |
| 809 | 2100 | PUMP SUBMERSIBLE SEWAGE 30HP 4IN ELEC | \$185 | \$554 | \$1,663 |
| 801 | 1250 | PUMP VAC ASSIST 6IN SUPER DSL | \$206 | \$567 | \$1,700 |
| 809 | 2150 | PUMP SUBMERSIBLE SEW 10HP 3PH 6IN ELEC | \$194 | \$581 | \$1,742 |
| 809 | 2160 | PUMP SUBMERSIBLE SEW 20HP 3PH 6IN ELEC | \$194 | \$581 | \$1,742 |
| 813 | 2520 | PUMP BOOSTER 4IN ELEC | \$220 | \$660 | \$1,759 |
| 813 | 2570 | PUMP BOOSTER 50HP 460V 2X4X9.5IN ELEC | \$211 | \$612 | \$1,759 |
| 803 | 1400 | PUMP VAC ASSIST SS 4IN DSL | \$207 | \$638 | \$1,759 |
| 808 | 1760 | PUMP VAC ASSIST VARIABLE SPEED 4IN ELEC | \$242 | \$660 | \$1,759 |
| 806 | 1670 | PUMP WELL POINT ROTARY SO ATTN 6IN DSL | \$198 | \$594 | \$1,844 |
| 813 | 2600 | PUMP AGRICULTURE DRY PRIME 8X6 DSL | \$198 | \$550 | \$1,847 |
| 801 | 1270 | PUMP VAC ASSIST 8IN DSL | \$232 | \$640 | \$1,914 |
| 804 | 1800 | PUMP VAC ASSIST TRASH 6IN OFFSHORE DSL | \$255 | \$703 | \$1,918 |
| 804 | 1450 | PUMP VAC ASSIST HIGH HEAD 4X3IN DSL | \$248 | \$675 | \$1,934 |
| 809 | 2180 | PUMP SUBMERSIBLE SEWAGE 50HP 6IN ELEC | \$263 | \$660 | \$1,935 |
| 802 | 1350 | PUMP VAC ASSIST SOUND ATTENUATED 6IN DSL | \$240 | \$650 | \$1,950 |
| 813 | 2560 | PUMP BOOSTER 60HP 480V 2X4X9.5IN ELEC | \$260 | \$726 | \$2,111 |
| 806 | 1680 | PUMP WELL POINT ROTARY SO ATTN 8IN DSL | \$220 | \$660 | \$2,111 |
| 801 | 1280 | PUMP VAC ASSIST 8IN SUPER DSL | \$265 | \$724 | \$2,170 |
| 804 | 1700 | PUMP VAC ASSIST TRASH 6IN T4F DSL | \$255 | \$726 | \$2,178 |
| 809 | 2090 | PUMP SUBMERSIBLE HIGH HEAD 30HP 4IN ELEC | \$260 | \$748 | \$2,244 |
| 809 | 2200 | PUMP SUBMERSIBLE HV 20HP 3PH 6IN ELEC | \$260 | \$748 | \$2,244 |
| 809 | 2190 | PUMP SUBMERSIBLE HV 15HP 3PH 6IN ELEC | \$260 | \$748 | \$2,244 |
| 809 | 2170 | PUMP SUBMERSIBLE HV 10HP 3PH 6IN ELEC | \$260 | \$748 | \$2,244 |

US COMMUNITIES GOLD

This Price List and the content herein is the property of Herc Rentals Inc. By accepting this Price List, the recipient agrees to keep confidential the information contained herein and not to reproduce or disclose any such information, in whole or in part, to any individual or entity, without the prior written consent of Herc Rentals Inc.

EFFECTIVE DATES: FROM: 04/01/2017 THROUGH: 03/31/2019

PRICE LIST #: N19727A

| CAT-CLASS DESCRIPTION | | | DAY | WEEK | MONTH |
|-----------------------|------|--|---------|---------|---------|
| PUMPS & ACCESSORIES | | | | | |
| 809 | 1950 | PUMP SUBMERSIBLE HIGH HEAD 30HP 3IN ELEC | \$260 | \$748 | \$2,244 |
| 814 | 2630 | POWER UNIT 65HP HYD | \$268 | \$703 | \$2,287 |
| 804 | 1460 | PUMP VAC ASSIST HIGH HEAD 5X3IN DSL | \$274 | \$779 | \$2,374 |
| 808 | 1770 | PUMP VAC ASSIST 6IN ELEC | \$299 | \$809 | \$2,427 |
| 809 | 2210 | PUMP SUBMERSIBLE HV 30HP 3PH 6IN ELEC | \$286 | \$814 | \$2,495 |
| 809 | 2110 | PUMP SUBMERSIBLE HIGH HEAD 40HP 4IN ELEC | \$286 | \$814 | \$2,495 |
| 809 | 2230 | PUMP SUBMERSIBLE 8IN ELEC | \$396 | \$924 | \$2,552 |
| 803 | 1440 | PUMP VAC ASSIST SS 8IN SUPER SS DSL | \$304 | \$902 | \$2,639 |
| 808 | 1780 | PUMP VAC ASSIST 8IN ELEC | \$330 | \$899 | \$2,698 |
| 802 | 1390 | PUMP VAC ASSIST SOUND ATTEN CHOP 6IN DSL | \$317 | \$950 | \$2,860 |
| 803 | 1430 | PUMP VAC ASSIST SS 6IN SUPER SS DSL | \$330 | \$1,034 | \$3,167 |
| 804 | 1530 | PUMP VAC ASSIST HHEAD VN PRI 10X6IN DSL | \$374 | \$1,056 | \$3,168 |
| 806 | 1700 | PUMP WELL POINT ROTARY SO ATTN 12IN DSL | \$321 | \$1,074 | \$3,212 |
| 804 | 1470 | PUMP VAC ASSIST HIGH HEAD 6X3IN DSL | \$397 | \$1,079 | \$3,237 |
| 806 | 1690 | PUMP WELL POINT ROTARY 12IN DSL | \$392 | \$1,079 | \$3,237 |
| 808 | 1800 | PUMP VAC ASSIST HIGH HEAD 6X3IN ELEC | \$397 | \$1,079 | \$3,237 |
| 813 | 2530 | PUMP BOOSTER SEWAGE 50HP ELEC | \$370 | \$1,109 | \$3,326 |
| 804 | 1480 | PUMP VAC ASSIST HIGH HEAD 6X4IN DSL | \$497 | \$1,366 | \$3,366 |
| 801 | 1290 | PUMP VAC ASSIST 12IN DSL | \$414 | \$1,134 | \$3,400 |
| 804 | 1500 | PUMP VAC ASSIST HHEAD SO ATTN 6X4IN DSL | \$396 | \$1,232 | \$3,432 |
| 802 | 1360 | PUMP VAC ASSIST SOUND ATTENUATED 8IN DSL | \$460 | \$1,264 | \$3,442 |
| 814 | 2640 | POWER UNIT 162HP HYD | \$444 | \$1,215 | \$3,642 |
| 808 | 1790 | PUMP VAC ASSIST 12IN ELEC | \$459 | \$1,259 | \$3,776 |
| 803 | 1410 | PUMP VAC ASSIST SS 6IN DSL | \$480 | \$1,319 | \$3,957 |
| 809 | 2240 | PUMP SUBMERSIBLE 10IN ELEC | \$440 | \$1,320 | \$3,960 |
| 804 | 1575 | PUMP VAC ASSIST MED HEAD 10X8IN SS DSL | \$527 | \$1,540 | \$4,048 |
| 804 | 1560 | PUMP VAC ASSIST HIGH HEAD 6X3IN SS DSL | \$528 | \$1,584 | \$4,628 |
| 813 | 2580 | PUMP BOOSTER 2 STAGE 3X4X14IN DSL | \$550 | \$1,562 | \$4,677 |
| 801 | 1300 | PUMP VAC ASSIST 12IN SUPER DSL | \$707 | \$1,618 | \$4,856 |
| 804 | 1580 | PUMP VAC ASSIST MHEAD SO ATTN 10X8IN DSL | \$418 | \$1,320 | \$5,279 |
| 804 | 1550 | PUMP VAC ASSIST MEDIUM HEAD 10X8IN DSL | \$528 | \$1,980 | \$5,412 |
| 805 | 1640 | PUMP SPLIT CASE 425HP DSL | \$616 | \$1,848 | \$5,456 |
| 802 | 1370 | PUMP VAC ASSIST SOUND ATTENUATE 12IN DSL | \$686 | \$1,889 | \$5,665 |
| 804 | 1570 | PUMP VAC ASSIST HIGH HEAD 10X8IN SS DSL | \$704 | \$1,980 | \$5,865 |
| 804 | 1520 | PUMP VAC ASSIST HIGH HEAD 8X6IN DSL | \$748 | \$2,156 | \$5,975 |
| 801 | 1320 | PUMP VAC ASSIST 14IN DSL | \$820 | \$2,248 | \$6,743 |
| 814 | 2650 | SLUDGEMASTER HYD | \$851 | \$2,337 | \$7,013 |
| 804 | 1540 | PUMP VAC ASSIST HIGH HEAD 10X8IN DSL | \$851 | \$2,337 | \$7,013 |
| 804 | 1510 | PUMP VAC ASSIST HIGH HEAD 6X5IN DSL | \$851 | \$2,337 | \$7,013 |
| 804 | 1590 | PUMP VAC ASSIST HHEAD 600HP 8X6IN DSL | \$968 | \$2,640 | \$7,480 |
| 801 | 1330 | PUMP VAC ASSIST 18IN DSL | \$924 | \$2,684 | \$7,916 |
| 804 | 1600 | PUMP VAC ASSIST HHEAD 600HP 10X8IN DSL | \$1,056 | \$2,957 | \$8,796 |

US COMMUNITIES GOLD

This Price List and the content herein is the property of Herc Rentals Inc. By accepting this Price List, the recipient agrees to keep confidential the information contained herein and not to reproduce or disclose any such information, in whole or in part, to any individual or entity, without the prior written consent of Herc Rentals Inc.

EFFECTIVE DATES: FROM: 04/01/2017 THROUGH: 03/31/2019

PRICE LIST #: N19727A

CAT-CLASS DESCRIPTION

DAY

WEEK

MONTH

ROAD GRADERS

| | | | | | |
|-----|------|---------------------------|---------|---------|---------|
| 260 | 1120 | ROAD GRADER 130-139HP DSL | \$1,009 | \$2,778 | \$7,137 |
|-----|------|---------------------------|---------|---------|---------|

SAWS & ACCESSORIES

| | | | | | |
|-----|------|--|-------|-------|---------|
| 100 | 6500 | SAW JIG HAND HELD ELEC | \$5 | \$10 | \$26 |
| 100 | 6510 | CIRCULAR SAW 7 1/4IN BLADE ELEC | \$16 | \$26 | \$52 |
| 100 | 6640 | CHOP SAW 14IN BLADE ELEC | \$26 | \$52 | \$119 |
| 100 | 6710 | SAW BANDSAW HAND ELEC | \$21 | \$46 | \$134 |
| 100 | 6530 | CIRCULAR SAW 16 IN ELEC | \$36 | \$78 | \$186 |
| 100 | 6620 | COMPOUND MITER SAW 12IN BLADE ELEC | \$41 | \$103 | \$248 |
| 115 | 2760 | CHAIN SAW 14IN GAS | \$36 | \$93 | \$273 |
| 115 | 2780 | CHAIN SAW 18IN GAS | \$41 | \$103 | \$279 |
| 115 | 2770 | CHAIN SAW 16IN GAS | \$41 | \$103 | \$279 |
| 115 | 2790 | CHAIN SAW 20IN GAS | \$47 | \$119 | \$310 |
| 115 | 2700 | CHAIN SAW 16IN ELECTRIC | \$41 | \$103 | \$310 |
| 115 | 2810 | CHAIN SAW 25IN GAS | \$57 | \$139 | \$330 |
| 100 | 2720 | CONCRETE CUTOFF SAW 12IN HAND HELD GAS | \$47 | \$145 | \$341 |
| 100 | 2800 | CONCRETE PUSH W/B SAW 0-9 HP GAS | \$62 | \$160 | \$351 |
| 120 | 3630 | SAW BAND HAND AIR | \$52 | \$129 | \$351 |
| 100 | 2710 | CONCRETE CUTOFF SAW 14IN HAND HELD ELEC | \$52 | \$139 | \$366 |
| 100 | 2810 | CONCRETE PUSH W/B SAW 10-19 HP GAS | \$60 | \$140 | \$370 |
| 100 | 3080 | CONCRETE BRICK SAW 14IN GAS | \$57 | \$155 | \$372 |
| 100 | 2730 | CONCRETE CUTOFF SAW 14IN HAND HELD GAS | \$50 | \$130 | \$425 |
| 100 | 2740 | CONCRETE CUTOFF SAW 16IN HAND HELD GAS | \$67 | \$165 | \$428 |
| 115 | 2820 | CHAIN SAW 28IN GAS | \$88 | \$207 | \$475 |
| 100 | 2820 | CONCRETE SELFPROP W/B SAW 10-19 HP GAS | \$70 | \$190 | \$480 |
| 100 | 2840 | CONCRETE SELFPROP W/B SAW 20-29 HP GAS | \$85 | \$220 | \$650 |
| 100 | 2850 | CONCRETE SELFPROP W/B SAW 30-39 HP GAS | \$144 | \$356 | \$676 |
| 100 | 2910 | CONCRETE SELFPROP W/B SAW 40 - 49 HP DSL | \$98 | \$309 | \$750 |
| 100 | 2920 | CONCRETE SELFPROP W/B SAW 60 - 69 HP DSL | \$140 | \$400 | \$1,050 |
| 100 | 2925 | CONCRETE SELFPROP W/B SAW 70 - 79 HP DSL | \$175 | \$500 | \$1,312 |

SMALL TOOLS - AIR & ACCESSORIES

| | | | | | |
|-----|------|--|-------|---------|---------|
| 100 | 4610 | SCALER PISTON AIR | \$10 | \$21 | \$67 |
| 100 | 4630 | SCALER NEEDLE SCALER FLUX AIR | \$21 | \$51 | \$144 |
| 100 | 4620 | SCALER CHISEL AIR | \$41 | \$98 | \$263 |
| 120 | 1700 | CLAY DIGGER 30-39 LB AIR | \$41 | \$103 | \$268 |
| 140 | 2110 | COMPRESSOR ATTACH AFTER COOLER 1-500 CFM | \$88 | \$264 | \$704 |
| 140 | 2150 | COMPRESSOR ATTACH AF COOLER 1001-2000CFM | \$206 | \$562 | \$1,290 |
| 140 | 2210 | COMPRESSOR ATTACH DRYER 1-249 CFM | \$154 | \$462 | \$1,319 |
| 140 | 2230 | COMPRESSOR ATTACH DRYER 425-600 CFM | \$251 | \$703 | \$1,759 |
| 140 | 2310 | COMPRESSOR ATTACH DRYER W/AFCOOL 500 CFM | \$286 | \$835 | \$2,178 |
| 140 | 2250 | COMPRESSOR ATTACH DRYER 1500-1800 CFM | \$275 | \$826 | \$2,477 |
| 140 | 2330 | COMPRESSOR ATTACH DRYER W/AFCOOL 1000CFM | \$325 | \$1,082 | \$2,785 |

US COMMUNITIES GOLD

This Price List and the content herein is the property of Herc Rentals Inc. By accepting this Price List, the recipient agrees to keep confidential the information contained herein and not to reproduce or disclose any such information, in whole or in part, to any individual or entity, without the prior written consent of Herc Rentals Inc.

EFFECTIVE DATES: FROM: 04/01/2017 THROUGH: 03/31/2019

PRICE LIST #: N19727A

| CAT-CLASS DESCRIPTION | | DAY | WEEK | MONTH | |
|---|------|--|-------|---------|---------|
| SMALL TOOLS - AIR & ACCESSORIES | | | | | |
| 140 | 2350 | COMPRESSOR ATTACH DRYER W/AFCOOL 1600CFM | \$462 | \$1,364 | \$3,730 |
| 140 | 2270 | COMPRESSOR ATTACH DRYER 2501-3000 CFM | \$594 | \$1,628 | \$4,576 |
| 140 | 2290 | COMPRESSOR ATTACH DRYER 4501-5000 CFM | \$726 | \$1,826 | \$4,840 |
| SMALL TOOLS - AIR MOVING EQUIPMENT | | | | | |
| 925 | 3126 | ROUND FLOOR FAN 42 | \$21 | \$46 | \$103 |
| 925 | 1811 | AIR HOSE ASSY 2X50 | \$26 | \$57 | \$171 |
| 710 | 1240 | AIRMOVER 6 DIAMETER AIR | \$33 | \$70 | \$172 |
| 710 | 1260 | AIRMOVER 8 DIAMETER AIR | \$34 | \$78 | \$198 |
| 710 | 1280 | AIRMOVER 10 DIAMETER AIR | \$40 | \$87 | \$220 |
| 140 | 2010 | COMPRESSOR ATTACH WATER SEPARATOR | \$41 | \$119 | \$335 |
| 710 | 1360 | AIRMOVER 20 DIAMETER CF TYPE AIR | \$53 | \$140 | \$439 |
| 700 | 1520 | AIR SCRUBBER HEPA 500 CFM | \$62 | \$246 | \$554 |
| 700 | 1565 | AIR SCRUBBER HEPA 2000 CFM | \$53 | \$198 | \$612 |
| 140 | 2410 | COMPRESSOR ATTACH MIST ELMIN 500-999 CFM | \$106 | \$233 | \$615 |
| 700 | 1560 | AIR SCRUBBER HEPA 1400 CFM | \$79 | \$396 | \$880 |
| 700 | 1570 | AIR SCRUBBER HEPA 2400 CFM | \$106 | \$405 | \$1,166 |
| 140 | 2420 | COMPRESSOR ATTACH MIST ELMIN1500-2000CFM | \$158 | \$422 | \$1,187 |
| SMALL TOOLS - DRILL EQUIPMENT AND TOOLS | | | | | |
| 903 | 1000 | DIAMOND HI SPD BLADE CONCRETE 12-16 | \$43 | \$128 | \$316 |
| SMALL TOOLS - ELECTRICAL EQUIPMENT | | | | | |
| 525 | 1180 | REEFER PANEL 30 GANG | \$15 | \$26 | \$77 |
| 525 | 1160 | SPLITER PANEL 400 AMP CAMLOCK | \$45 | \$89 | \$199 |
| 525 | 1170 | DUPLEX PANEL 100 AMP | \$49 | \$119 | \$253 |
| 525 | 1230 | AUTO SWITCH FOR GENERATOR | \$75 | \$138 | \$270 |
| 525 | 1140 | SPIDER BOX FEEDER PANEL 200 AMP | \$67 | \$138 | \$276 |
| 525 | 1250 | TRANSFER SWITCH 200 AMP | \$165 | \$199 | \$292 |
| 525 | 1120 | SPIDER BOX 50 AMP | \$62 | \$139 | \$316 |
| 525 | 1150 | SPIDER BOX FEEDER PANEL 400 AMP | \$67 | \$181 | \$361 |
| 525 | 1130 | SPIDER BOX 60 AMP | \$51 | \$137 | \$392 |
| 525 | 1100 | QUAD BOX FEEDER PANEL 200 AMP | \$77 | \$207 | \$413 |
| 660 | 1000 | BOARD ARROW FOLDING TRAILER 15-LIGHT | \$75 | \$245 | \$425 |
| 525 | 1010 | I LINE PANEL 100 AMP | \$115 | \$233 | \$428 |
| 525 | 1030 | I LINE PANEL 400 AMP | \$55 | \$147 | \$437 |
| 525 | 1225 | TRANSFORMER | \$61 | \$165 | \$443 |
| 525 | 1110 | QUAD BOX FEEDER PANEL 300 AMP | \$51 | \$153 | \$458 |
| 525 | 1240 | TRANSFER SWITCH 100 AMP | \$163 | \$163 | \$488 |
| 525 | 1260 | TRANSFER SWITCH 400 AMP ATS | \$79 | \$237 | \$554 |
| 525 | 1000 | DISCONNECT CAMLOCK 480V 400 AMP | \$131 | \$258 | \$578 |
| 525 | 1360 | LOAD BANK 100 KW | \$123 | \$268 | \$625 |
| 525 | 1020 | I LINE PANEL 200 AMP | \$97 | \$235 | \$706 |

US COMMUNITIES GOLD

This Price List and the content herein is the property of Herc Rentals Inc. By accepting this Price List, the recipient agrees to keep confidential the information contained herein and not to reproduce or disclose any such information, in whole or in part, to any individual or entity, without the prior written consent of Herc Rentals Inc.

EFFECTIVE DATES: FROM: 04/01/2017 THROUGH: 03/31/2019

PRICE LIST #: N19727A

| CAT-CLASS DESCRIPTION | | | DAY | WEEK | MONTH |
|--|------|--|-------|---------|---------|
| SMALL TOOLS - ELECTRICAL EQUIPMENT | | | | | |
| 525 | 1190 | DOLLY STEP DOWN TRANSFORMER 15 KVA | \$85 | \$305 | \$764 |
| 525 | 1560 | BREAKOUT BOX 800 AMP | \$140 | \$256 | \$769 |
| 660 | 1020 | BOARD ARROW FOLDING TRAILER 25-LIGHT | \$114 | \$290 | \$814 |
| 525 | 1310 | VFD PANEL 20HP 460V 3PH | \$95 | \$282 | \$847 |
| 100 | 4000 | FLOOR STRIPPER W/B 120LB ELEC | \$97 | \$387 | \$871 |
| 525 | 1090 | QUADBOX FEEDER PANEL 120 AMP | \$100 | \$296 | \$882 |
| 660 | 1040 | BOARD MESSAGE VERTICAL FULL-SIZE 3-LINE | \$129 | \$352 | \$900 |
| 525 | 1210 | STEPDOWN TRANSFORMER 480-208V | \$150 | \$413 | \$906 |
| 660 | 1050 | BOARD MESSAGE FOLDING MID-SIZE MATRIX | \$90 | \$350 | \$950 |
| 100 | 4300 | PLANNER 8IN ELEC | \$160 | \$439 | \$1,032 |
| 525 | 1060 | I LINE PANEL 600 AMP 600V | \$170 | \$402 | \$1,200 |
| 525 | 1330 | VFD PANEL 100HP 460V 3P SOFT START | \$141 | \$418 | \$1,250 |
| 525 | 1350 | VFD PANEL 150HP 460V 3PH | \$141 | \$439 | \$1,365 |
| 525 | 1070 | I LINE PANEL 800AMP | \$263 | \$723 | \$1,445 |
| 525 | 1340 | VFD PANEL 125HP 460V 3P SOFT START | \$163 | \$488 | \$1,456 |
| 100 | 4020 | FLOOR STRIPPER W/B 425LB ELEC | \$264 | \$792 | \$1,584 |
| 525 | 1550 | BREAKOUT BOX 400 AMP | \$228 | \$624 | \$1,869 |
| 525 | 1290 | TRANSFER SWITCH 800 AMP | \$713 | \$713 | \$2,138 |
| 525 | 1040 | I LINE PANEL 400 AMP PIN & SLEEVE | \$178 | \$827 | \$2,525 |
| 525 | 1080 | I LINE PANEL 1200 AMP | \$312 | \$952 | \$2,790 |
| 525 | 1220 | TRANSFORMER 2500KVA TO 4160V | \$753 | \$2,064 | \$4,535 |
| 100 | 4030 | FLOOR STRIPPER RIDE-ON BATTERY 2300LB | \$880 | \$2,640 | \$5,280 |
| SMALL TOOLS - HAND TOOLS | | | | | |
| 100 | 6570 | SAW RECIPROCATING HAND ELEC | \$21 | \$41 | \$72 |
| 120 | 3600 | SAW CIRCULAR 8 1/4INCH AIR | \$16 | \$36 | \$93 |
| 120 | 3610 | SAW RECIPROCATING HAND AIR | \$10 | \$45 | \$165 |
| 120 | 1510 | CHIPPING HAMMER RETAINER 7-12 LB AIR | \$31 | \$77 | \$165 |
| 120 | 1540 | CHIPPING HAMMER RETAINER 26-31 LB AIR | \$36 | \$83 | \$186 |
| 120 | 2010 | CHIPPING HAMMER 3IN STROKE ROUND | \$36 | \$93 | \$243 |
| 120 | 2040 | RIVET BUSTER 11IN STROKE | \$36 | \$98 | \$268 |
| 115 | 1775 | THATCHER 23-24IN WALKBEHIND GAS | \$82 | \$170 | \$464 |
| 100 | 5500 | SPRAYER PAINT STANDARD AIRLESS | \$67 | \$207 | \$568 |
| 100 | 4310 | PLANER 8IN GAS | \$165 | \$450 | \$1,050 |
| 105 | 3000 | SWEEPER CONSTRUCTION RIDE ON 3 WHEEL | \$175 | \$575 | \$1,195 |
| 105 | 3020 | SWEEPER CONSTRUCTION RIDE ON 4 WHEEL CAB | \$255 | \$700 | \$1,620 |
| SMALL TOOLS - HOIST & LIFTING EQUIPMENT | | | | | |
| 480 | 1040 | EQUIPMENT DOLLY 1200LB CAP | \$21 | \$47 | \$83 |
| SMALL TOOLS - MISCELLANEOUS | | | | | |
| 115 | 2600 | POST DRIVER 55LB AIR | \$15 | \$36 | \$67 |
| 913 | 2208 | NON FLAM FUEL TRANSFER TANK 75-110 GAL | \$115 | \$69 | \$115 |

US COMMUNITIES GOLD

This Price List and the content herein is the property of Herc Rentals Inc. By accepting this Price List, the recipient agrees to keep confidential the information contained herein and not to reproduce or disclose any such information, in whole or in part, to any individual or entity, without the prior written consent of Herc Rentals Inc.

EFFECTIVE DATES: FROM: 04/01/2017 THROUGH: 03/31/2019

PRICE LIST #: N19727A

| CAT-CLASS DESCRIPTION | | | DAY | WEEK | MONTH |
|--|------|--|-------|---------|---------|
| SMALL TOOLS - MISCELLANEOUS | | | | | |
| 719 | 5010 | REMOTE TEMPERATURE MONITOR | \$51 | \$102 | \$194 |
| 525 | 1370 | GANG BOX | \$30 | \$82 | \$210 |
| 120 | 2030 | RIVET BUSTER 8IN STROKE | \$52 | \$129 | \$268 |
| 115 | 2900 | LOG SPLITTER 9HP 20-26 TON | \$60 | \$165 | \$450 |
| 530 | 1070 | FUEL TANK 800 GALLON | \$88 | \$227 | \$501 |
| 530 | 1030 | FUEL TANK 300 GALLON | \$57 | \$286 | \$572 |
| 659 | 8100 | TRUCK SNOW PLOW 7 FT | \$146 | \$379 | \$700 |
| 659 | 8130 | TRUCK SNOW PLOW 10 FT | \$171 | \$400 | \$800 |
| 659 | 8000 | TRUCK SPREADER HOPPER 8 FT | \$210 | \$455 | \$875 |
| 530 | 1050 | FUEL TANK 500 GALLON | \$62 | \$308 | \$880 |
| 530 | 1100 | FUEL TANK 2450 GALLON | \$275 | \$750 | \$1,500 |
| 659 | 8020 | TRUCK SPREADER HOPPER 9 FT | \$459 | \$857 | \$1,800 |
| 480 | 1030 | RAMP LOADING | \$924 | \$2,529 | \$5,057 |
| SMALL TOOLS - PIPING EQUIPMENT | | | | | |
| 125 | 1460 | PIPE SNAKE 1-2IN WIDE 25FT CABLE | \$15 | \$31 | \$98 |
| 125 | 1440 | PIPE SNAKE 2IN WIDE 50FT CABLE | \$36 | \$88 | \$124 |
| 125 | 1470 | PIPE SNAKE 4-6IN WIDE 100FT CABLE | \$57 | \$155 | \$402 |
| SMALL TOOLS - PUMPS | | | | | |
| 818 | 2790 | PIPE PLUG MUNI 12-18IN | \$46 | \$134 | \$364 |
| 820 | 2900 | ROAD CROSSING PUMP DIVISION 6IN | \$62 | \$159 | \$476 |
| 817 | 2750 | PIPE MANIFOLD 12IN | \$132 | \$286 | \$572 |
| 820 | 2880 | ROAD CROSSING PUMP DIVISION 8IN | \$72 | \$196 | \$582 |
| 820 | 2860 | ROAD CROSSING LAY FLAT 12IN | \$101 | \$277 | \$703 |
| 817 | 2760 | PIPE MANIFOLD 18IN | \$150 | \$326 | \$760 |
| 817 | 2770 | PIPE MANIFOLD 24IN | \$167 | \$348 | \$775 |
| 819 | 2850 | PUMP DIVISION SPLAT SYSTEM | \$110 | \$304 | \$791 |
| 818 | 2840 | PIPE PLUG FLOW THRU 12-18IN | \$106 | \$264 | \$792 |
| 820 | 2870 | ROAD CROSSING PUMP DIVISION 12IN | \$98 | \$264 | \$794 |
| 818 | 2810 | PIPE PLUG MUNI 15-30IN | \$103 | \$269 | \$809 |
| 820 | 2890 | ROAD CROSSING PUMP DIVISION DB WIDE 12IN | \$144 | \$396 | \$1,190 |
| 818 | 2820 | PIPE PLUG MUNI 24-36IN | \$220 | \$660 | \$1,989 |
| 818 | 2830 | PIPE PLUG MUNI 24-48IN | \$248 | \$675 | \$2,024 |
| SMALL TOOLS - WASHING EQUIPMENT | | | | | |
| 105 | 2020 | WASHER 2000-2999 PSI GAS | \$60 | \$165 | \$395 |
| 105 | 2000 | WASHER 1000-1999 PSI GAS | \$57 | \$165 | \$397 |
| 105 | 2050 | WASHER 3000-3999 PSI GAS | \$65 | \$165 | \$400 |
| 105 | 2040 | WASHER 3000 PSI DSL | \$93 | \$243 | \$614 |
| 105 | 2060 | WASHER 4000-4999 PSI GAS | \$88 | \$225 | \$700 |
| 105 | 2515 | WASHER 3000-3999 PSI HOT WATER GAS | \$95 | \$255 | \$725 |
| 105 | 2500 | WASHER 2000-2999 PSI HOT WATER GAS | \$98 | \$263 | \$748 |

US COMMUNITIES GOLD

This Price List and the content herein is the property of Herc Rentals Inc. By accepting this Price List, the recipient agrees to keep confidential the information contained herein and not to reproduce or disclose any such information, in whole or in part, to any individual or entity, without the prior written consent of Herc Rentals Inc.

EFFECTIVE DATES: FROM: 04/01/2017 THROUGH: 03/31/2019

PRICE LIST #: N19727A

| CAT-CLASS DESCRIPTION | | | DAY | WEEK | MONTH |
|--|------|--|-------|---------|---------|
| SMALL TOOLS - WASHING EQUIPMENT | | | | | |
| 105 | 2070 | WASHER 5000-5999 PSI GAS | \$88 | \$232 | \$759 |
| 105 | 2810 | WASHER TRAILER MNT 3000-4000PSI HOT GAS | \$130 | \$380 | \$1,035 |
| TRENCHING EQUIPMENT | | | | | |
| 280 | 1020 | TRENCHER W/B TRACK 24IN GAS | \$105 | \$305 | \$725 |
| 280 | 1040 | TRENCHER W/B TRACK 36IN GAS | \$105 | \$305 | \$725 |
| 280 | 1080 | TRENCHER W/B WHEEL 30IN GAS | \$115 | \$315 | \$750 |
| 280 | 1030 | TRENCHER W/B TRACK 30IN GAS | \$177 | \$615 | \$1,182 |
| 280 | 1110 | TRENCHER RIDE-ON 35-49HP DSL | \$265 | \$839 | \$1,900 |
| 280 | 1140 | TRENCHER RIDE-ON 90-100HP DSL | \$702 | \$1,935 | \$5,294 |
| TRUCKS - BOX DUMP, FLATSTAKE, FLATBED, UTILITY, WATER, & SPECIALTY | | | | | |
| 659 | 5890 | TRUCK UTILITY 4WD STD-SUP DSL 3/4-1 T | \$150 | \$430 | \$1,040 |
| 659 | 5880 | TRUCK UTILITY 4WD STD-SUP GAS 3/4-1 T | \$160 | \$465 | \$1,100 |
| 659 | 5650 | TRUCK STKBD 2WD STD GAS 1-1/2-2 T 12 FT | \$155 | \$410 | \$1,145 |
| 659 | 5600 | TRUCK STKBD 4WD STD GAS 3/4-1 T 12 FT | \$157 | \$420 | \$1,160 |
| 659 | 5620 | TRUCK STKBD 2WD STD GAS 3/4-1 T 12 FT | \$160 | \$435 | \$1,195 |
| 659 | 5610 | TRUCK STKBD 4WD STD DSL 3/4-1 T 12 FT | \$165 | \$449 | \$1,233 |
| 659 | 6120 | TRUCK BOXDUMP DSL 3-4 YD | \$140 | \$455 | \$1,295 |
| 659 | 5930 | TRUCK UTILITY 2WD CREW GAS 3/4-1 T | \$215 | \$550 | \$1,339 |
| 659 | 5910 | TRUCK UTILITY 2WD STD-SUP DSL 3/4-1 T | \$222 | \$568 | \$1,382 |
| 659 | 5920 | TRUCK UTILITY 4WD CREW GAS 3/4-1 T | \$230 | \$575 | \$1,400 |
| 659 | 5710 | TRUCK STKBD 2WD CREW DSL 3/4-1 T 12 FT | \$206 | \$568 | \$1,409 |
| 659 | 5740 | TRUCK STKBD 2WD CREW DSL 1-1/2-2 T 12 FT | \$217 | \$547 | \$1,496 |
| 659 | 5640 | TRUCK STKBD 4WD STD DSL 1-1/2-2 T 12 FT | \$217 | \$547 | \$1,496 |
| 659 | 6140 | TRUCK BOXDUMP 2WD CREW DSL 3-4 YD | \$237 | \$635 | \$1,533 |
| 659 | 6060 | TRUCK CUBE VAN 15 FT | \$175 | \$515 | \$1,595 |
| 659 | 6130 | TRUCK BOXDUMP 4WD CREW DSL 3-4 YD | \$248 | \$722 | \$1,610 |
| 659 | 5900 | TRUCK UTILITY 2WD STD-SUP GAS 3/4-1 T | \$181 | \$588 | \$1,672 |
| 659 | 5425 | TRUCK SERVICE 4WD CREW GAS 3/4-1 T | \$212 | \$599 | \$1,672 |
| 659 | 5950 | TRUCK UTILITY 4WD CREW DSL 1-1/2-2 T | \$275 | \$745 | \$1,675 |
| 659 | 5780 | TRUCK STKBD 4WD STD DSL 2-1/2-3 T 16 FT | \$250 | \$665 | \$1,800 |
| 659 | 5980 | TRUCK A-FRAME DSL 13 T W/ WINCH | \$253 | \$697 | \$1,925 |
| 659 | 5800 | TRUCK STKBD 4WD STD DSL 2-1/2-3 T 22 FT | \$239 | \$686 | \$1,950 |
| 659 | 5730 | TRUCK STKBD 4WD CREW DSL 1-1/2-2 T 12 FT | \$294 | \$717 | \$1,997 |
| 659 | 6170 | TRUCK BOXDUMP DSL 5-6 YD | \$303 | \$727 | \$2,000 |
| 659 | 6190 | TRUCK BOXDUMP 4WD CREW DSL 5-6 YD | \$281 | \$719 | \$2,000 |
| 659 | 6160 | TRUCK BOXDUMP GAS 5-6 YD NON CDL | \$303 | \$727 | \$2,000 |
| 659 | 6180 | TRUCK BOXDUMP DSL 5-6 YD NON CDL | \$303 | \$727 | \$2,000 |
| 659 | 5660 | TRUCK STKBD 2WD STD DSL 1-1/2-2 T 12 FT | \$277 | \$726 | \$2,068 |
| 659 | 6040 | TRUCK WATER DSL 2,000 GAL | \$326 | \$1,050 | \$2,625 |
| 659 | 6320 | TRUCK BUCKET DSL 38 FT | \$414 | \$1,399 | \$2,900 |
| 659 | 6310 | TRUCK BUCKET DSL 31 FT | \$345 | \$1,200 | \$2,900 |

US COMMUNITIES GOLD

This Price List and the content herein is the property of Herc Rentals Inc. By accepting this Price List, the recipient agrees to keep confidential the information contained herein and not to reproduce or disclose any such information, in whole or in part, to any individual or entity, without the prior written consent of Herc Rentals Inc.

EFFECTIVE DATES: FROM: 04/01/2017 THROUGH: 03/31/2019

PRICE LIST #: N19727A

| CAT-CLASS DESCRIPTION | | | DAY | WEEK | MONTH |
|---|------|--------------------------------------|---------|---------|----------|
| TRUCKS - BOX DUMP, FLATSTAKE, FLATBED, UTILITY, WATER, & SPECIALTY | | | | | |
| 659 | 5330 | TRUCK SERVICE 4WD STD GAS 3/4-1 T | \$619 | \$1,032 | \$2,993 |
| 659 | 5380 | TRUCK SERVICE 4WD STD DSL 1-1/2-2 T | \$619 | \$1,032 | \$2,993 |
| 659 | 6300 | TRUCK BUCKET GAS 31 FT | \$449 | \$1,233 | \$3,003 |
| 659 | 6260 | TRUCK CRASH ATTENUATOR 62-65 MPH | \$496 | \$1,111 | \$3,825 |
| 659 | 6370 | TRUCK CRANE SINGLE DSL 17 T | \$545 | \$1,545 | \$4,175 |
| 659 | 6330 | TRUCK BUCKET DSL 48 FT | \$515 | \$1,405 | \$4,175 |
| 659 | 6360 | TRUCK CRANE SINGLE DSL 15 T | \$545 | \$1,545 | \$4,175 |
| 659 | 6380 | TRUCK CRANE SINGLE DSL 18 T | \$545 | \$1,545 | \$4,175 |
| 659 | 6050 | TRUCK WATER DSL 4,000 GAL | \$525 | \$1,900 | \$4,200 |
| 659 | 6455 | TRUCK TRACTOR TANDEM 4WD DSL | \$495 | \$1,495 | \$4,495 |
| 659 | 6200 | TRUCK BOXDUMP DSL 12-14 YD MANUAL | \$543 | \$1,733 | \$4,600 |
| 659 | 6210 | TRUCK BOXDUMP DSL 12-14 YD AUTO | \$593 | \$1,833 | \$4,900 |
| 659 | 6430 | TRUCK CRANE TANDEM DSL 23 T | \$728 | \$2,002 | \$5,511 |
| 659 | 6340 | TRUCK BUCKET DSL 62 FT | \$1,165 | \$2,771 | \$8,411 |
| 659 | 6220 | TRUCK BOXDUMP ARTICULATED DSL 25 TON | \$1,274 | \$3,509 | \$9,649 |
| 659 | 6224 | TRUCK BOXDUMP ARTICULATED DSL 30 TON | \$1,434 | \$3,942 | \$10,836 |
| VEHICLES - PICKUP TRUCKS, VANS, & SUVS | | | | | |
| 659 | 5000 | TRUCK PICKUP COMPACT | \$108 | \$299 | \$640 |
| 659 | 5030 | TRUCK PICKUP 4WD SUP GAS 1/2 T | \$105 | \$405 | \$795 |
| 659 | 5040 | TRUCK PICKUP 2WD SUP GAS 1/2 T | \$145 | \$408 | \$800 |
| 659 | 5020 | TRUCK PICKUP 2WD STD GAS 1/2 T | \$110 | \$355 | \$845 |
| 659 | 5110 | TRUCK PICKUP 2WD STD DSL 3/4 T | \$114 | \$366 | \$872 |
| 659 | 5090 | TRUCK PICKUP 2WD STD GAS 3/4 T | \$130 | \$375 | \$915 |
| 659 | 5010 | TRUCK PICKUP 4WD STD GAS 1/2 T | \$125 | \$365 | \$965 |
| 659 | 5140 | TRUCK PICKUP 2WD SUP GAS 3/4 T | \$125 | \$370 | \$1,020 |
| 659 | 5580 | SUV GAS | \$170 | \$470 | \$1,125 |
| 659 | 5130 | TRUCK PICKUP 4WD SUP DSL 3/4 T | \$155 | \$500 | \$1,135 |
| 659 | 5050 | TRUCK PICKUP 4WD CREW GAS 1/2 T | \$170 | \$525 | \$1,150 |
| 659 | 5080 | TRUCK PICKUP 4WD STD DSL 3/4 T | \$159 | \$472 | \$1,175 |
| 659 | 5060 | TRUCK PICKUP 2WD CREW GAS 1/2 T | \$165 | \$526 | \$1,176 |
| 659 | 5120 | TRUCK PICKUP 4WD SUP GAS 3/4 T | \$256 | \$554 | \$1,250 |
| 659 | 5160 | TRUCK PICKUP 4WD CREW GAS 3/4 T | \$185 | \$520 | \$1,285 |
| 659 | 5170 | TRUCK PICKUP 4WD CREW DSL 3/4 T | \$190 | \$695 | \$1,295 |
| 659 | 5250 | TRUCK PICKUP 4WD CREW DSL 1 T | \$195 | \$680 | \$1,295 |
| 659 | 5180 | TRUCK PICKUP 2WD CREW GAS 3/4 T | \$186 | \$511 | \$1,300 |
| 659 | 5490 | VAN PASSENGER 8 GAS 1/2 T | \$129 | \$497 | \$1,343 |
| 659 | 5500 | VAN PASSENGER 12 GAS 3/4-1 T | \$129 | \$497 | \$1,343 |
| 659 | 5470 | VAN CARGO GAS 3/4 T | \$129 | \$497 | \$1,343 |
| 659 | 5070 | TRUCK PICKUP 4WD STD GAS 3/4 T | \$190 | \$522 | \$1,350 |
| 659 | 5530 | VAN PASSENGER 15 GAS 3/4-1 T | \$154 | \$547 | \$1,443 |
| 659 | 5240 | TRUCK PICKUP 4WD CREW GAS 1 T | \$215 | \$695 | \$1,500 |

US COMMUNITIES GOLD

This Price List and the content herein is the property of Herc Rentals Inc. By accepting this Price List, the recipient agrees to keep confidential the information contained herein and not to reproduce or disclose any such information, in whole or in part, to any individual or entity, without the prior written consent of Herc Rentals Inc.

EFFECTIVE DATES: FROM: 04/01/2017 THROUGH: 03/31/2019

PRICE LIST #: N19727A

| CAT-CLASS DESCRIPTION | | | DAY | WEEK | MONTH |
|-----------------------------------|------|--|-------|---------|---------|
| VEHICLES - TRAILERS & ACCESSORIES | | | | | |
| 610 | 2790 | TRAILER CARGO CONTAINER 10 FT | \$21 | \$41 | \$98 |
| 610 | 2810 | TRAILER CARGO CONTAINER 20 FT | \$20 | \$45 | \$105 |
| 610 | 1390 | TRAILER TILLER | \$21 | \$47 | \$114 |
| 610 | 1060 | TRAILER UTILITY 3000 LB | \$20 | \$50 | \$120 |
| 610 | 1370 | TRAILER TRENCHER | \$20 | \$50 | \$120 |
| 610 | 2800 | TRAILER CARGO CONTAINER 16 FT | \$21 | \$41 | \$124 |
| 610 | 1350 | TRAILER STUMP GRINDER | \$21 | \$52 | \$124 |
| 610 | 1050 | TRAILER UTILITY 2000 LB | \$20 | \$45 | \$125 |
| 610 | 2815 | CONTAINER 20 FT CARGO DOUBLE DOOR | \$136 | \$136 | \$136 |
| 610 | 1766 | TRAILER TILT 7000 LB | \$25 | \$55 | \$145 |
| 610 | 2820 | TRAILER CARGO CONTAINER 24 FT | \$26 | \$57 | \$170 |
| 610 | 2840 | TRAILER CARGO CONTAINER 40 FT | \$30 | \$65 | \$200 |
| 610 | 2845 | CONTAINER 40 FT CARGO DOUBLE DOOR | \$220 | \$220 | \$220 |
| 610 | 1760 | TRAILER TILT 3000 LB | \$36 | \$82 | \$232 |
| 610 | 1010 | TRAILER LANDSCAPE 6X12 3,000 LB | \$30 | \$75 | \$250 |
| 610 | 1075 | TRAILER UTILITY 7,000 LB | \$31 | \$77 | \$258 |
| 610 | 2600 | TRAILER OPEN TOP BOX 5X8 3,000 LB | \$40 | \$110 | \$265 |
| 610 | 1130 | TRAILER FLATBED 6TO8000 LB | \$36 | \$93 | \$284 |
| 610 | 1770 | TRAILER TILT 10,000 LB | \$40 | \$115 | \$315 |
| 610 | 1430 | TRAILER PIPE DOLLY | \$41 | \$103 | \$356 |
| 610 | 2615 | TRAILER OPEN TOP BOX 5X12 3,000 LB | \$50 | \$145 | \$370 |
| 610 | 1120 | TRAILER FLATBED 3,000 LB | \$41 | \$103 | \$372 |
| 610 | 1140 | TRAILER FLATBED 10,000 LB | \$40 | \$125 | \$375 |
| 610 | 2610 | TRAILER OPEN TOP BOX 5X10 3,000 LB | \$52 | \$145 | \$382 |
| 610 | 1150 | TRAILER FLATBED 12000 LB | \$77 | \$186 | \$413 |
| 610 | 1750 | TRAILER DROP DECK 10000 LB | \$45 | \$125 | \$440 |
| 610 | 2420 | TRAILER WATER 500 GALLON | \$70 | \$150 | \$475 |
| 610 | 2337 | TRAILER DUMP 6X10 10000 LB | \$80 | \$220 | \$495 |
| 610 | 1160 | TRAILER FLATBED 14-15,000 LB | \$64 | \$151 | \$550 |
| 610 | 1763 | TRAILER TILT 6000 LB | \$62 | \$246 | \$554 |
| 610 | 2340 | TRAILER DUMP 6X12 10,000 LB | \$88 | \$243 | \$604 |
| 610 | 1780 | TRAILER TILT 14TO15000 LB | \$110 | \$225 | \$620 |
| 610 | 2300 | TRAILER DUMP 5X8 4TO6000 LB | \$77 | \$248 | \$666 |
| 610 | 1170 | TRAILER FLATBED 18,000 LB | \$67 | \$185 | \$700 |
| 610 | 1190 | TRAILER FLATBED GOOSENECK 20TO22000 LB | \$98 | \$263 | \$743 |
| 610 | 1200 | TRAILER FLATBED 24000 LB | \$97 | \$250 | \$800 |
| 610 | 1180 | TRAILER FLATBED 20-22,000 LB | \$85 | \$223 | \$800 |
| 610 | 1240 | TRAILER FLATBED 40,000 LB | \$125 | \$345 | \$975 |
| 610 | 2410 | TRAILER DUMP 8X30 20000 LB | \$165 | \$850 | \$3,210 |
| 610 | 1310 | TRAILER FLATBED LIVE BOTTOM 24,000 LB | \$361 | \$1,109 | \$3,251 |
| 610 | 2460 | TRAILER VACUUM EXC SYSTEM 500 GAL DSL | \$612 | \$2,090 | \$4,840 |
| 610 | 2455 | TRAILER VACUUM EXC SYSTEM 500 GAL GAS | \$612 | \$2,090 | \$4,840 |
| 610 | 2470 | TRAILER VACUUM EXCAVATION SYSTEM 800 GAL | \$781 | \$2,757 | \$6,673 |

US COMMUNITIES GOLD

This Price List and the content herein is the property of Herc Rentals Inc. By accepting this Price List, the recipient agrees to keep confidential the information contained herein and not to reproduce or disclose any such information, in whole or in part, to any individual or entity, without the prior written consent of Herc Rentals Inc.

EFFECTIVE DATES: FROM: 04/01/2017 THROUGH: 03/31/2019

PRICE LIST #: N19727A

CAT-CLASS DESCRIPTION

DAY

WEEK

MONTH

VEHICLES - TRAILERS & ACCESSORIES**WELDING EQUIPMENT**

| | | | | | |
|-----|------|---|-------|-------|-------|
| 550 | 1950 | WELDER WIRE FEEDER 120 VOLT ELEC | \$46 | \$113 | \$294 |
| 550 | 1310 | WELDER STATIONARY 400 - 449 AMPS ELEC | \$52 | \$129 | \$294 |
| 550 | 1280 | WELDER STATIONARY 250 - 299 AMPS ELEC | \$46 | \$113 | \$294 |
| 550 | 1290 | WELDER STATIONARY 300 - 349 AMPS ELEC | \$46 | \$119 | \$315 |
| 550 | 1960 | WELDER WIRE FEEDER ATTACHMENT | \$57 | \$160 | \$356 |
| 550 | 1870 | WELDER TOWABLE 400 - 449 AMPS DSL | \$83 | \$187 | \$430 |
| 550 | 1760 | WELDER STATIONARY 250 - 299 AMPS LPN | \$67 | \$170 | \$433 |
| 550 | 1850 | WELDER TOWABLE 300 - 349 AMPS DSL | \$77 | \$196 | \$439 |
| 550 | 1880 | WELDER TOWABLE 500 - 549 AMPS DSL | \$88 | \$237 | \$552 |
| 550 | 1770 | WELDER STATIONARY 300 - 349 AMPS LPN | \$83 | \$212 | \$552 |
| 550 | 1410 | WELDER STATIONARY 1100 - 1199 AMPS ELEC | \$88 | \$237 | \$578 |
| 550 | 1890 | WELDER TOWABLE 600 - 649 AMPS DSL | \$113 | \$309 | \$789 |

US COMMUNITIES GOLD

This Price List and the content herein is the property of Herc Rentals Inc. By accepting this Price List, the recipient agrees to keep confidential the information contained herein and not to reproduce or disclose any such information, in whole or in part, to any individual or entity, without the prior written consent of Herc Rentals Inc.

EFFECTIVE DATES: FROM: 04/01/2017 THROUGH: 03/31/2019

PRICE LIST #: N19727A

CAT-CLASS DESCRIPTION

DAY

WEEK

MONTH

ADDITIONAL INFORMATION / TERMS:

BILLING: 30 DAY

DELIVERY: \$60.00 per hour for delivery and pick up of Hertz owned equipment, port to port. Tolls and permits not included. If outside hauling is required to deliver or pick up equipment Hertz will charge cost plus 10%. Customer approval will be required before Hertz hires an outside hauler to perform any equipment deliveries or pick ups.

Please note one or both of these fee's may apply if it is necessary for Hertz to ship in a piece of equipment from another location. Again, customer approval will be required before Hertz arranges any transportation.

FUEL: REFUELING - HERC BRANCH POSTED REFUELING CHARGES WILL APPLY UPON RETURN OF A PIECE OF EQUIPMENT REQUIRING REFUELING AT THE END OF A RENTAL OR DUE TO A SWAP.

ADDITIONAL INFO: Customer to be exempt from Emissions and Environmental Surcharge
Customer to be exempt from Delivery Fuel Charge
Customer to be exempt from Vehicle Licensing Fee

Re-rent - Cost plus 30% for all 3rd party charges. Customer approval will be required for all re-rents that will be charged at cost plus 30%. If a re-rent goes out at contract rate, no approval is needed.

Training - Material Handling and Aerial Work Platforms - \$125 per student
Please see attached HERC Equipment Safe Operation Training Brouchure

Damages Charges
Labor - Posted Shop Labor rate
Parts - Cost plus 20%
Outside labor and repairs - Cost plus 15% for all 3rd party charges

Loss of Use
Loss of use will be charged when a piece of equipment is unavailable for rental due to customer damage. The charges will be the contract rental charges and the amount of time will be equal to the time between the damage occurring and the unit being available for rental to the same or different customer.

GPS - \$40 per unit for basic telematics

Loss and Damage Waiver - LDW charges will apply unless a valid COI is on file with HERC.
To avoid LDW charges Certificate of Insurance must be on file during the time of rental

Cleaning Charges - For appropriate and supportable cleaning charges, cleaning will be \$99 per hour and parts (decals) at cost plus 10%

Pump and Power Set Up Fee
HERC Personnel
Standard Hours - Posted Shop Labor Rate
Overtime Hours - Posted Shop Labor Rate times 1.5
Outside Personnel - Cost Plus 10%

Stand By or Emergency Continency Rates for Pump and Power
Pump - 30% off applicable rate schedule
Power - minimum 10% off applicable rate schedule
Minimum 5-month stand by rental

Equipment Set Up Fees - Pump and Power

US COMMUNITIES GOLD

This Price List and the content herein is the property of Herc Rentals Inc. By accepting this Price List, the recipient agrees to keep confidential the information contained herein and not to reproduce or disclose any such information, in whole or in part, to any individual or entity, without the prior written consent of Herc Rentals Inc.

EFFECTIVE DATES: FROM: 04/01/2017 THROUGH: 03/31/2019

PRICE LIST #: N19727A

| CAT-CLASS DESCRIPTION | DAY | WEEK | MONTH |
|--|-----|------|-------|
| <p>HERC Personnel - Posted Shop Labor Rate HERC Personnel Overtime - Posted Shop Labor Rate times 1.5 Outside Labor - Cost Plus 10%</p> <p>Over Meter Charges Standard allotted hours: • A one day's rental will allow 8 hours of use • A week's rental will allow 40 hours of use • A monthly rental allows 176 hours of use</p> <p>If the usage meter exceeds the above usage upon return additional charges listed below will apply. • 1/16th of the daily rate for daily rentals • 1/80th of the weekly rate for weekly rentals • 1/352nd of the monthly rate for monthly rentals</p> <p>Double and Triple Shifts: • Double shifts (16 hours per day) are one and a half times the daily rate • Triple shifts (24 hours per day) are two times the daily rate</p> <p>Note: This information is especially important when renting such equipment as pumps and generators.</p> <p>Over Mileage Charges Standard allotted mileage for Pick-up Trucks (1/4 ton to 1 ton size): • A one day's rental will allow 100 miles of use • A week's rental will allow 500 miles of use • A monthly's rental allows 1500 miles of use If the odometer exceeds the above usage upon return an additional charge of \$0.20 per mile will apply. Standard allotted mileage for Stake Body Trucks and Crane Trucks: • A one day's rental will allow 50 miles of use • A week's rental will allow 250 miles of use • A monthly's rental allows 750 miles of use If the odometer exceeds the above usage upon return an additional charge of \$0.25 per mile will apply. Standard allotted mileage for Dump Trucks and Water Trucks: • A one day's rental will allow 50 miles of use • A week's rental will allow 250 miles of use • A monthly's rental allows 750 miles of use If the odometer exceeds the above usage upon return an additional charge of \$0.50 per mile will apply</p> | | | |

CUSTOMER NUMBERS

| CUSTOMER NAME | CUSTOMER NUMBER |
|---------------------|-----------------|
| US COMMUNITIES GOLD | MULTIPLES |

US COMMUNITIES GOLD

This Price List and the content herein is the property of Herc Rentals Inc. By accepting this Price List, the recipient agrees to keep confidential the information contained herein and not to reproduce or disclose any such information, in whole or in part, to any individual or entity, without the prior written consent of Herc Rentals Inc.